



US00D649613S

(12) **United States Design Patent**
Taggart et al.

(10) **Patent No.:** **US D649,613 S**
(45) **Date of Patent:** **** Nov. 29, 2011**

(54) **BILLIARDS TRAY AND COVER**

FOREIGN PATENT DOCUMENTS

(75) Inventors: **Terry A. Taggart**, Parker, CO (US);
Charles Dittrick, Aurora, CO (US);
Steve Braun, Centennial, CO (US);
Walter Braun, Jr., Centennial, CO (US)

GB 2222146 2/1990

* cited by examiner

(73) Assignee: **Taggart Enterprises, Inc.**, Parker, CO (US)

Primary Examiner — Prabhakar Deshmukh

(74) *Attorney, Agent, or Firm* — Dorsey & Whitney LLP

(**) Term: **14 Years**

(57) **CLAIM**

The ornamental design for a billiards tray and cover, as shown and described.

(21) Appl. No.: **29/365,796**

DESCRIPTION

(22) Filed: **Jul. 14, 2010**

(51) **LOC (9) Cl.** **21-01**

(52) **U.S. Cl.** **D21/782**

(58) **Field of Classification Search** D21/782-784,
D21/385; 473/40, 41; 206/315.1

See application file for complete search history.

FIG. 1 is a perspective view of a first embodiment of our design for a billiards tray and cover;

FIG. 2 is a front view of the billiards tray and cover of FIG. 1;

FIG. 3 is a rear view of the billiards tray and cover of FIG. 1;

FIG. 4 is a left side view of the billiards tray and cover of FIG. 1;

FIG. 5 is a right side view of the billiards tray and cover of FIG. 1;

FIG. 6 is a top view of the billiards tray and cover of FIG. 1;

FIG. 7 is a bottom view of the billiards tray and cover of FIG. 1;

FIG. 8 is a perspective view of a second embodiment of our design for a billiards tray and cover;

FIG. 9 is a front view of the billiards tray and cover of FIG. 8;

FIG. 10 is a rear view of the billiards tray and cover of FIG. 8;

FIG. 11 is a left side view of the billiards tray and cover of FIG. 8;

FIG. 12 is a right view of the billiards tray and cover of FIG. 8;

FIG. 13 is a top view of the billiards tray and cover of FIG. 8; and,

FIG. 14 is a bottom view of the billiards tray and cover of FIG. 8.

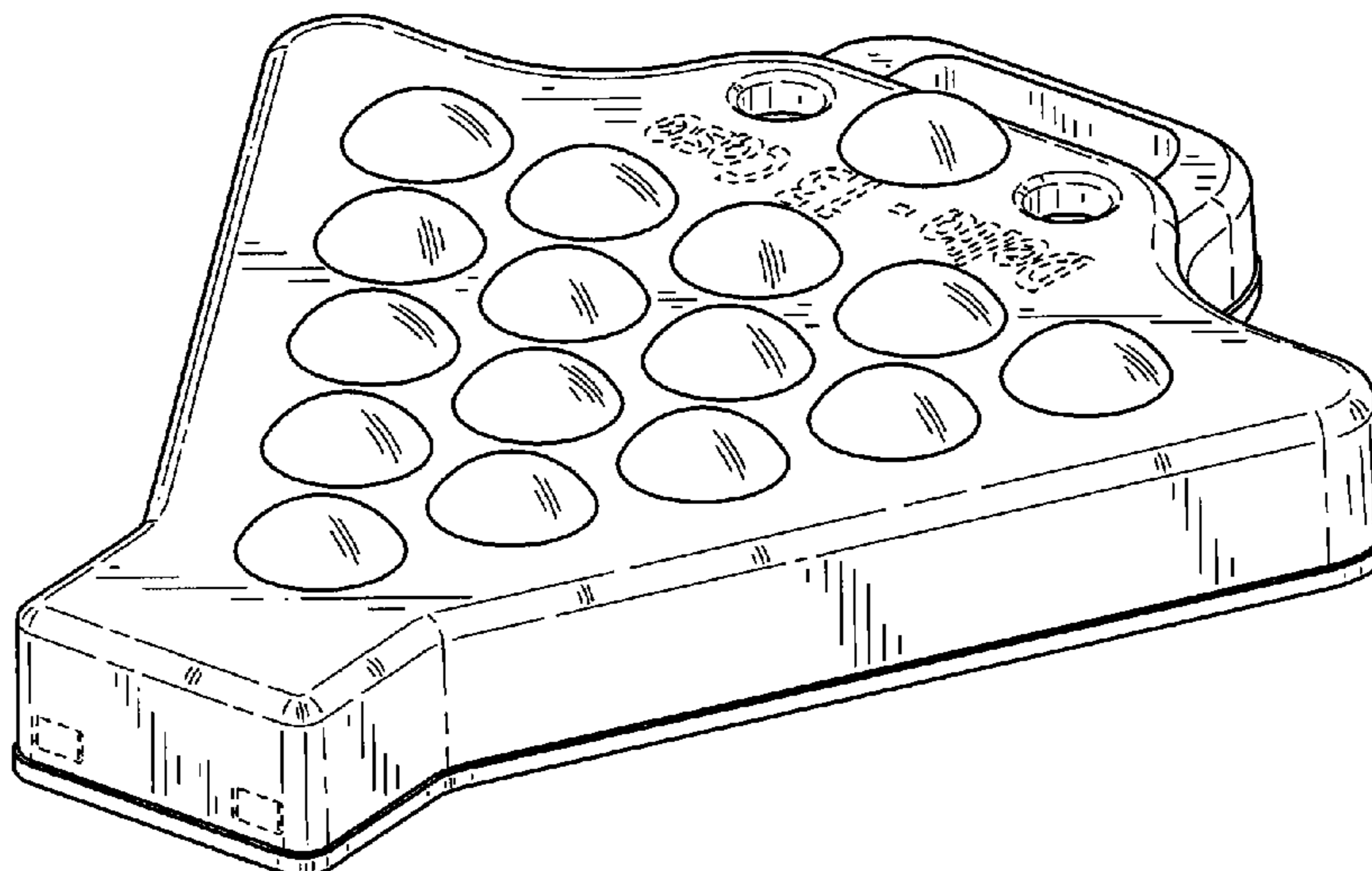
The broken lines in FIGS. 1-14 represent environment and boundaries of the billiards tray and cover and form no part of the claimed design.

(56) **References Cited**

U.S. PATENT DOCUMENTS

376,549	A *	1/1888	Reineet	473/41
3,863,919	A	2/1975	Sardelli	
4,103,773	A	8/1978	Haber	
4,494,650	A	1/1985	Cullen	
4,591,051	A	5/1986	Lowman	
D315,871	S	4/1991	Whitebread	
D322,166	S	12/1991	D'Angeli	
5,531,646	A *	7/1996	Boyle	473/40
5,556,341	A	9/1996	Bonn, Jr.	
5,601,496	A *	2/1997	Beauchamp	473/40
5,871,405	A *	2/1999	Sardo	473/40
5,997,404	A *	12/1999	Sardo	473/40
6,086,482	A *	7/2000	Voden	473/41
D433,724	S *	11/2000	Craig et al.	D21/782
D483,260	S	12/2003	Calzavara	
7,666,105	B2 *	2/2010	Ball et al.	473/40
7,690,504	B1	4/2010	Lail	
7,785,209	B1	8/2010	Targosz, Jr. et al.	
2007/0191124	A1	8/2007	Thorpe	

1 Claim, 10 Drawing Sheets






FIG.1

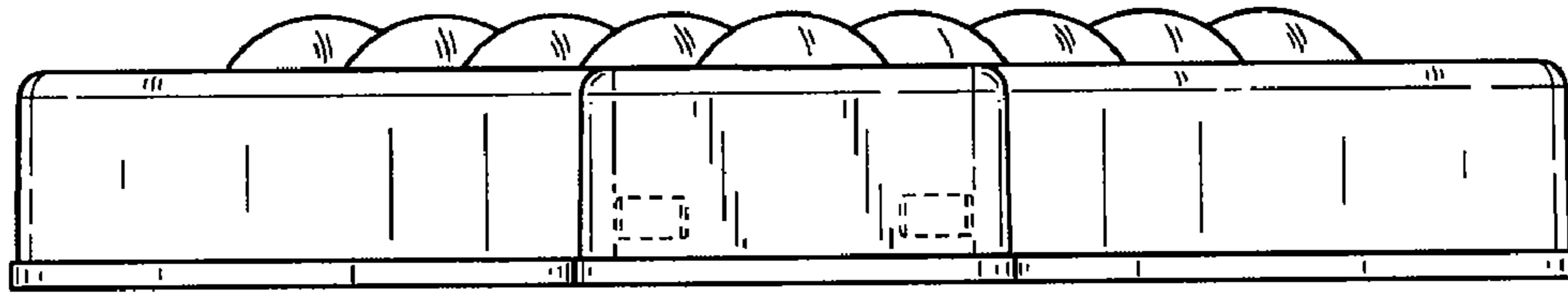


FIG. 2

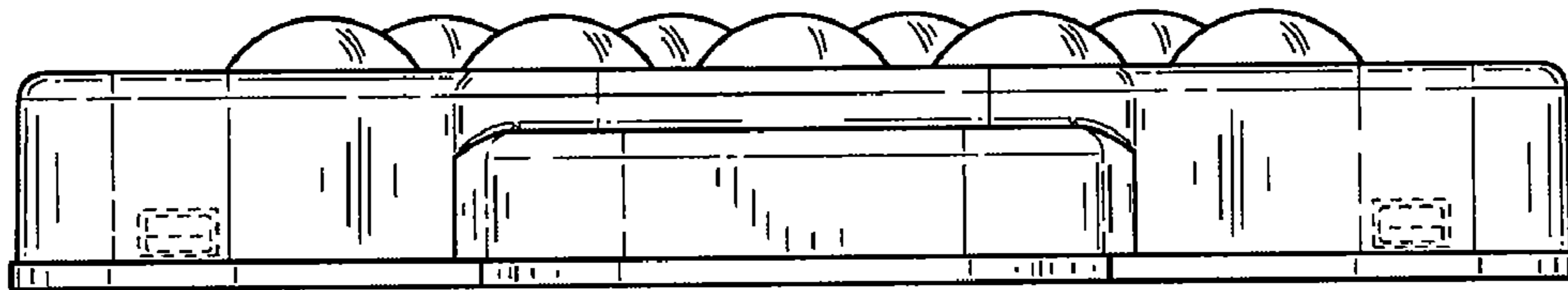


FIG. 3




FIG. 4




FIG. 5

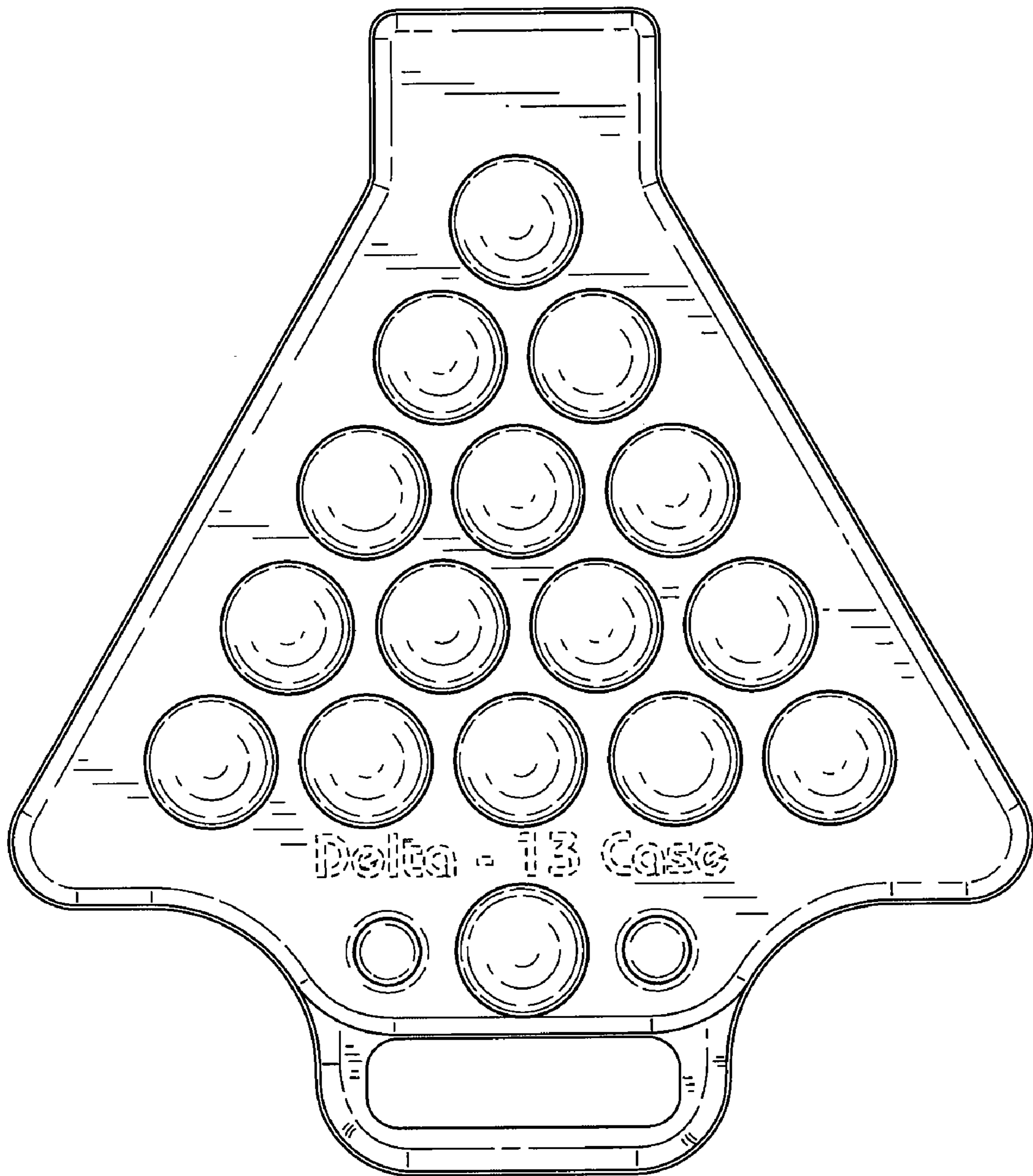


FIG.6

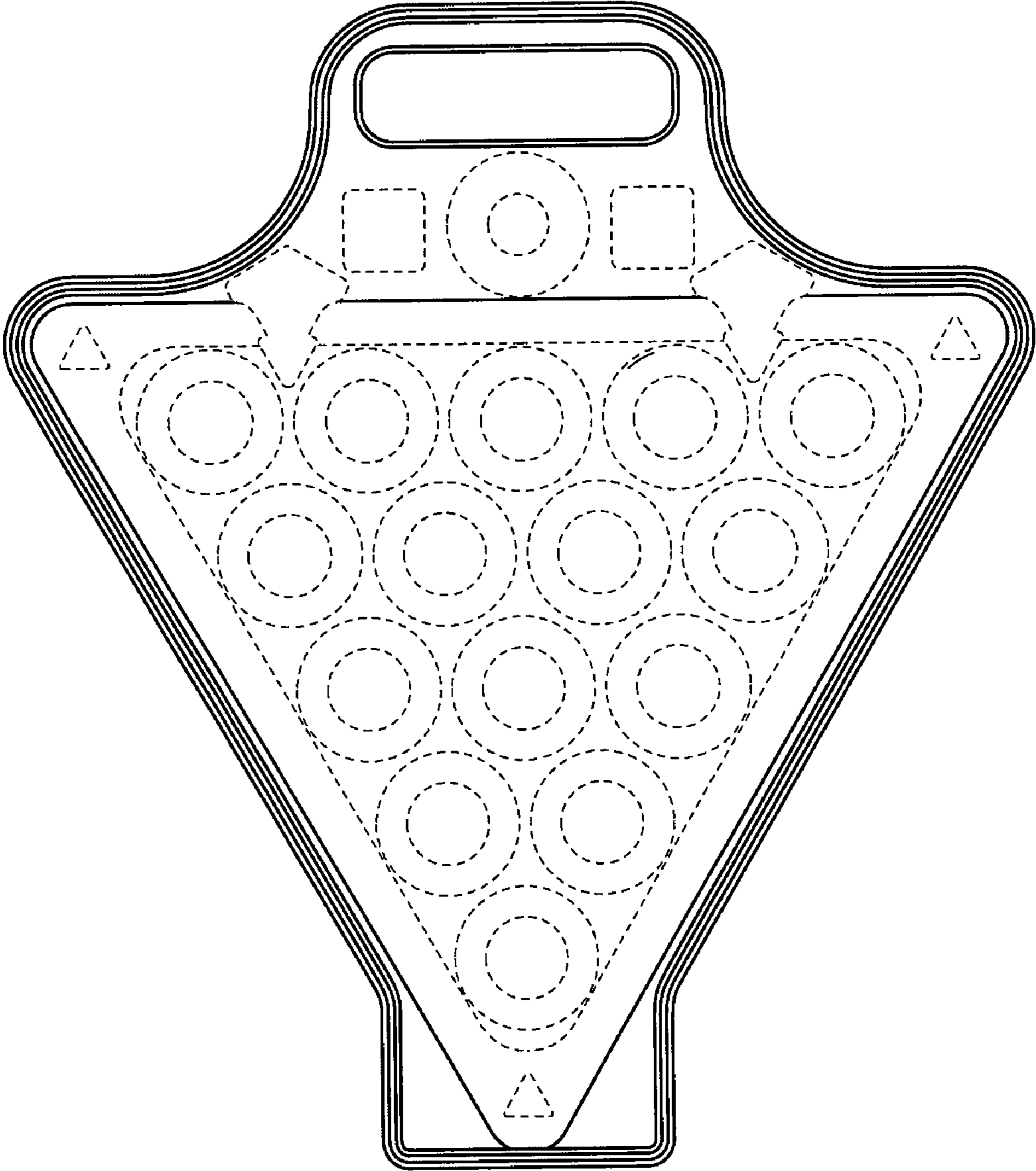


FIG.7

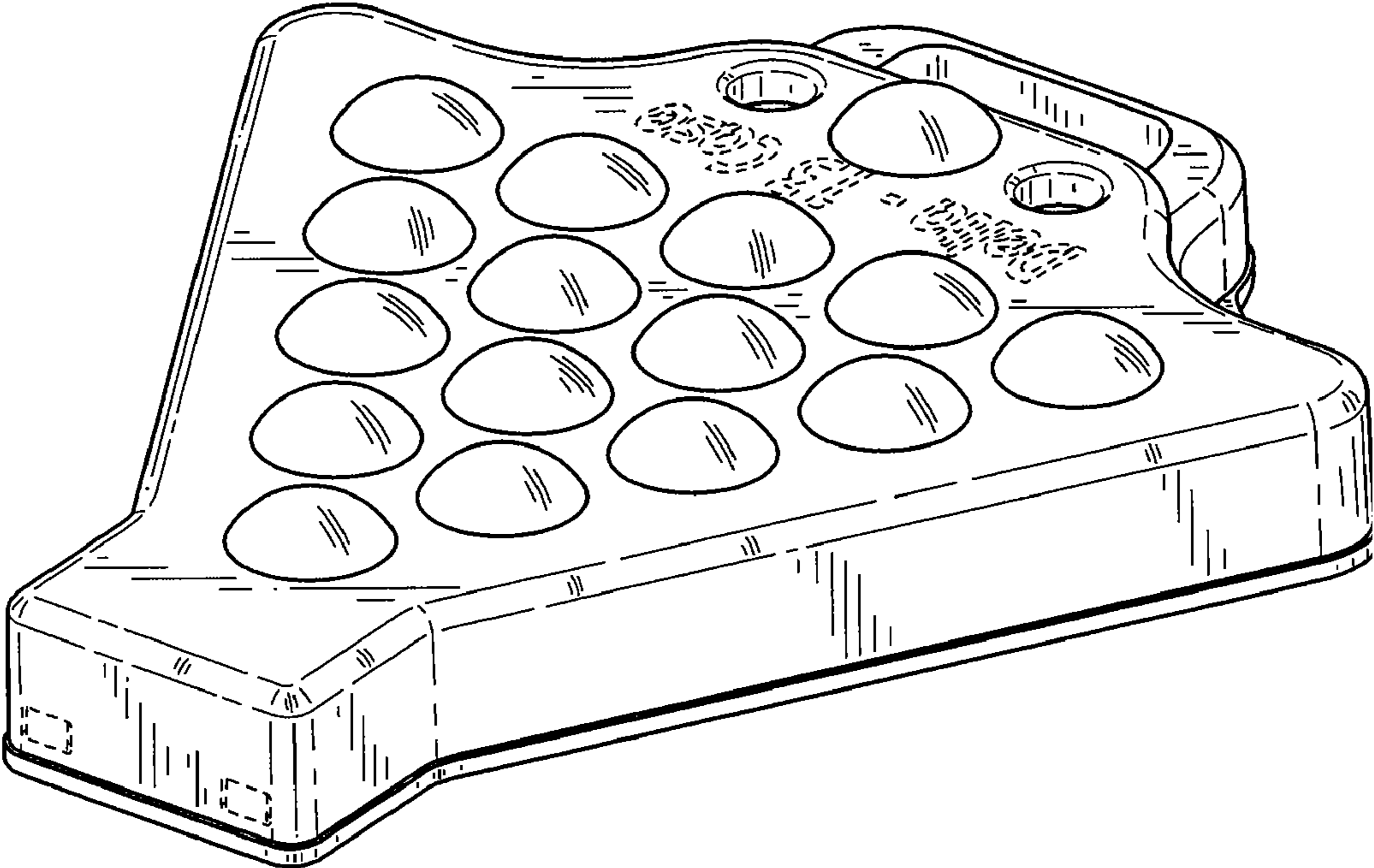


FIG.8




FIG. 9



FIG. 10




FIG.11




FIG.12

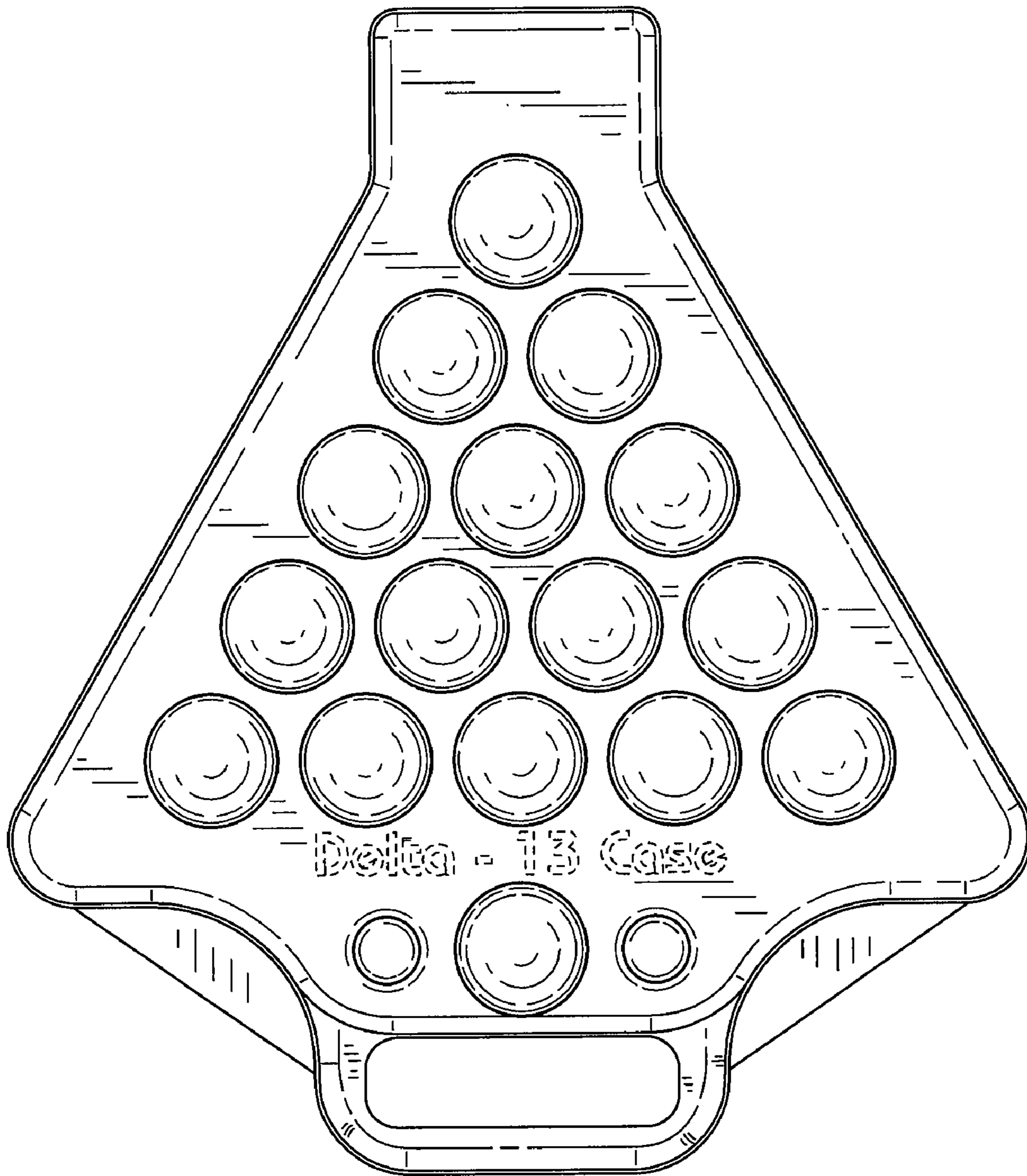


FIG.13

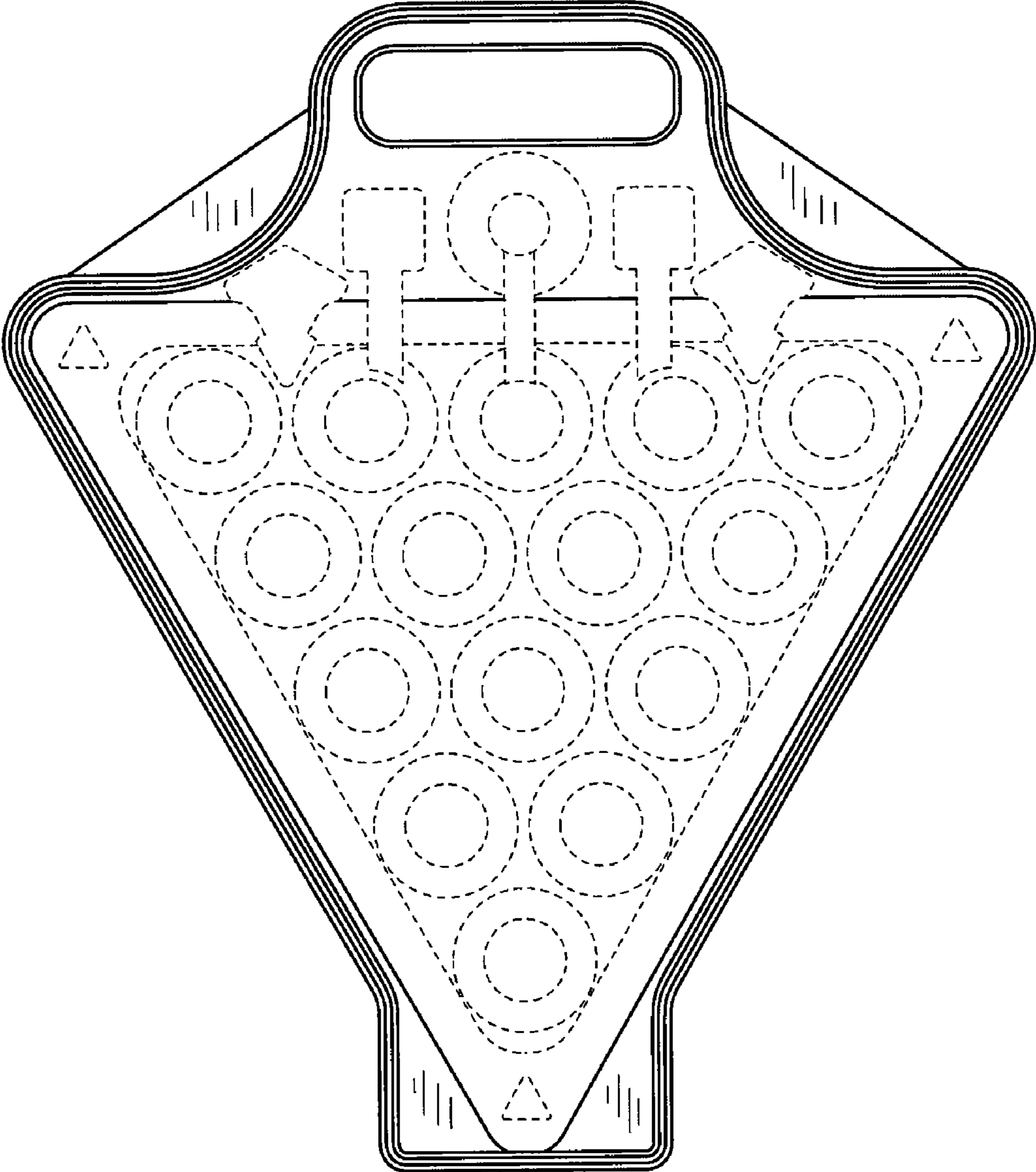


FIG.14