



US00D649612S

(12) **United States Design Patent**  
**Taggart et al.**

(10) **Patent No.:** **US D649,612 S**

(45) **Date of Patent:** **\*\* Nov. 29, 2011**

(54) **BILLIARDS TRAY COVER**

(75) Inventors: **Terry A. Taggart**, Parker, CO (US);  
**Charles Dittrick**, Aurora, CO (US);  
**Steve Braun**, Centennial, CO (US);  
**Walter Braun, Jr.**, Centennial, CO (US)

(73) Assignee: **Taggart Enterprises, Inc.**, Parker, CO (US)

(\*\*) Term: **14 Years**

(21) Appl. No.: **29/365,791**

(22) Filed: **Jul. 14, 2010**

(51) **LOC (9) Cl.** ..... **21-01**

(52) **U.S. Cl.** ..... **D21/782**

(58) **Field of Classification Search** ..... D21/782-784,  
D21/385; 473/40, 41; 206/315.1

See application file for complete search history.

(56) **References Cited**

U.S. PATENT DOCUMENTS

376,549	A *	1/1888	Reineet	.....	473/41
3,863,919	A	2/1975	Sardelli		
4,103,773	A	8/1978	Haber		
4,494,650	A	1/1985	Cullen		
4,591,051	A	5/1986	Lowman		
D315,871	S	4/1991	Whitebread		
D322,166	S	12/1991	D'Angeli		
5,531,646	A *	7/1996	Boyle	.....	473/40
5,556,341	A	9/1996	Bonn, Jr.		
5,601,496	A *	2/1997	Beauchamp	.....	473/40

5,871,405	A *	2/1999	Sardo	.....	473/40
5,997,404	A *	12/1999	Sardo	.....	473/40
6,086,482	A *	7/2000	Voden	.....	473/41
D433,724	S *	11/2000	Craig et al.	.....	D21/782
D483,260	S	12/2003	Calzavara		
7,666,105	B2 *	2/2010	Ball et al.	.....	473/40
7,690,504	B1	4/2010	Lail		
7,785,209	B1	8/2010	Targosz, Jr. et al.		
2007/0191124	A1	8/2007	Thorpe		

FOREIGN PATENT DOCUMENTS

GB 2222146 2/1990

\* cited by examiner

*Primary Examiner* — Prabhakar Deshmukh

(74) *Attorney, Agent, or Firm* — Dorsey & Whitney LLP

(57) **CLAIM**

The ornamental design for a billiards tray cover, as shown and described.

**DESCRIPTION**

FIG. 1 is a perspective view of our design for a billiards tray cover;

FIG. 2 is a front view of the billiards tray cover of FIG. 1;

FIG. 3 is a rear view of the billiards tray cover of FIG. 1;

FIG. 4 is a left side view of the billiards tray cover of FIG. 1;


FIG. 5 is a right side view of the billiards tray cover of FIG. 1;

FIG. 6 is a top view of the billiards tray cover of FIG. 1; and,

FIG. 7 is a bottom view of the billiards tray cover of FIG. 1.

The broken lines in FIGS. 1-7 represent environment and boundaries of the billiards tray cover and form no part of the claimed design.

**1 Claim, 5 Drawing Sheets**



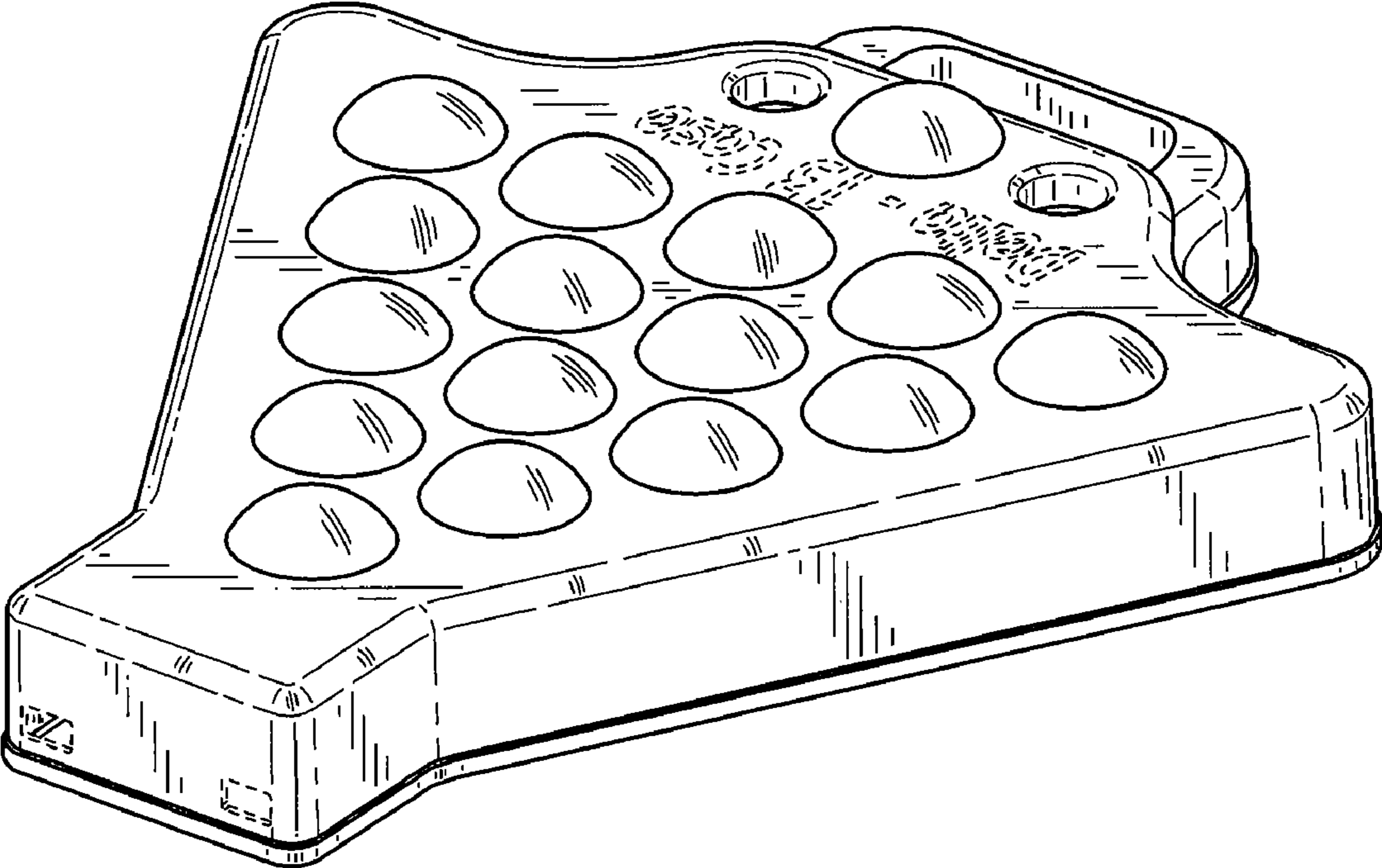


FIG.1




FIG. 2



FIG. 3




FIG. 4




FIG. 5

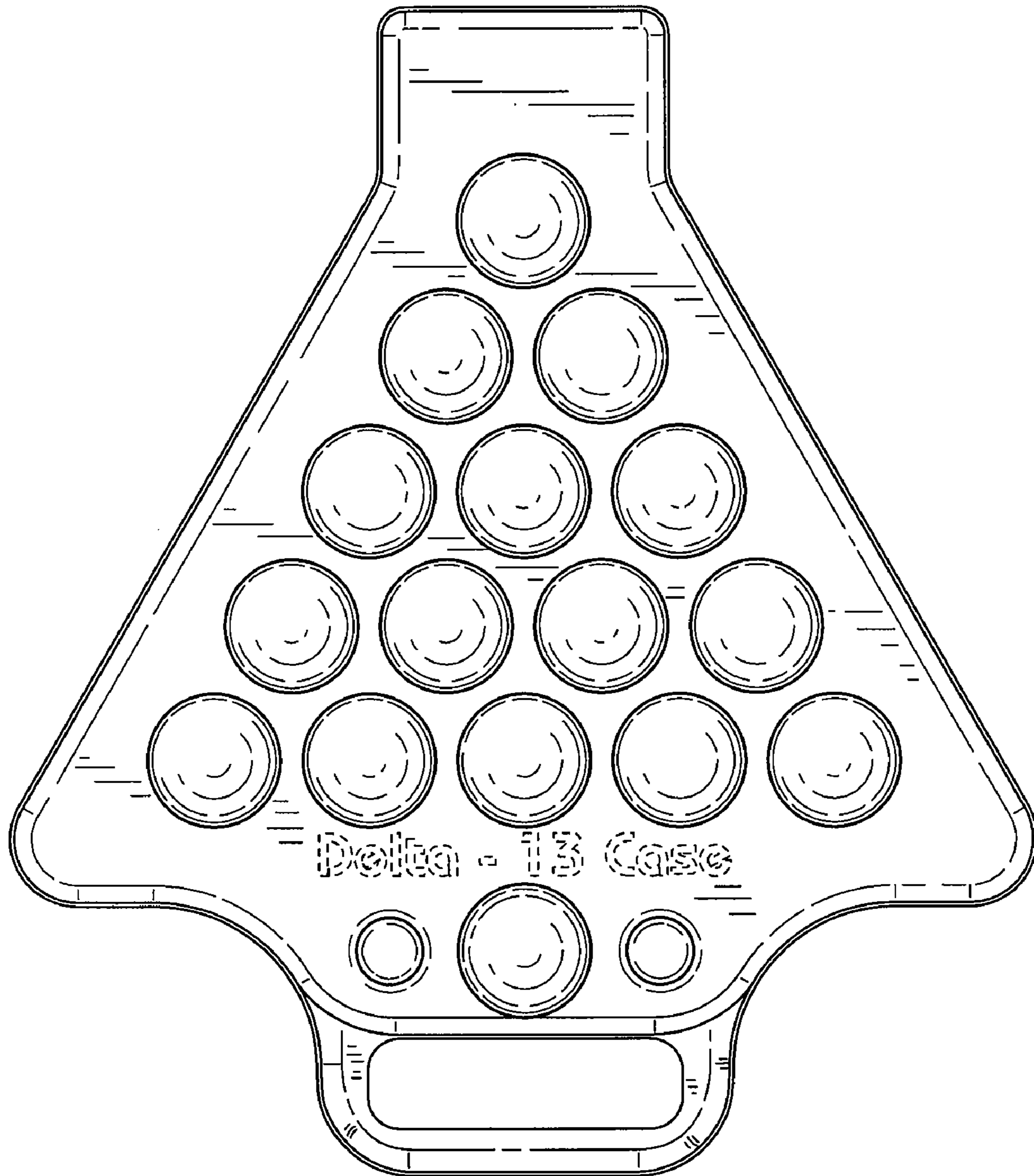


FIG.6




FIG.7