



US00D649580S

(12) **United States Design Patent**
Zhang

(10) **Patent No.:** **US D649,580 S**

(45) **Date of Patent:** **** Nov. 29, 2011**

(54) **EYEGLASSES**

(75) Inventor: **Xu Zhang**, Ravilloles (FR)

(73) Assignee: **LVMH Swiss Manufactures SA**, La Chaux-de-Fonds (CH)

(**) Term: **14 Years**

(21) Appl. No.: **29/387,305**

(22) Filed: **Mar. 11, 2011**

(30) **Foreign Application Priority Data**

Sep. 22, 2010 (CH) 566051101

(51) **LOC (9) Cl.** **16-06**

(52) **U.S. Cl.** **D16/335; D16/321**

(58) **Field of Classification Search** D16/101,
D16/300-342, 900; D29/109-110; D24/110.2;
351/41, 44, 51-52, 62, 158, 92, 103-123,
351/140, 153, 45-46; 2/426-432, 447-449,
2/441, 434-437, 13, 15; D21/483, 659-661
See application file for complete search history.

(56) **References Cited**

U.S. PATENT DOCUMENTS

D282,079 S * 1/1986 Zalloni D16/321
D536,362 S * 2/2007 Mouclier D16/315
D537,862 S * 3/2007 Mouclier D16/315
D539,329 S * 3/2007 Mouclier D16/316

D555,703 S * 11/2007 Damen D16/315
D558,253 S * 12/2007 Mouclier D16/316
D576,661 S 9/2008 Grandvaux
D601,614 S * 10/2009 Mouclier D16/321

* cited by examiner

Primary Examiner — Raphael Barkai

(74) *Attorney, Agent, or Firm* — Mark S. Leonardo; Brown Rudnick LLP

(57) **CLAIM**

The ornamental design for eyeglasses, as shown and described.

DESCRIPTION

FIG. 1 illustrates a perspective view of eyeglasses employing an ornamental design in accordance with the present invention;

FIG. 2 illustrates a front plan view of the eyeglasses of FIG. 1; FIG. 3 illustrates a back plan view of the eyeglasses of FIG. 1; FIG. 4 illustrates a left side plan view of the eyeglasses of FIG. 1;

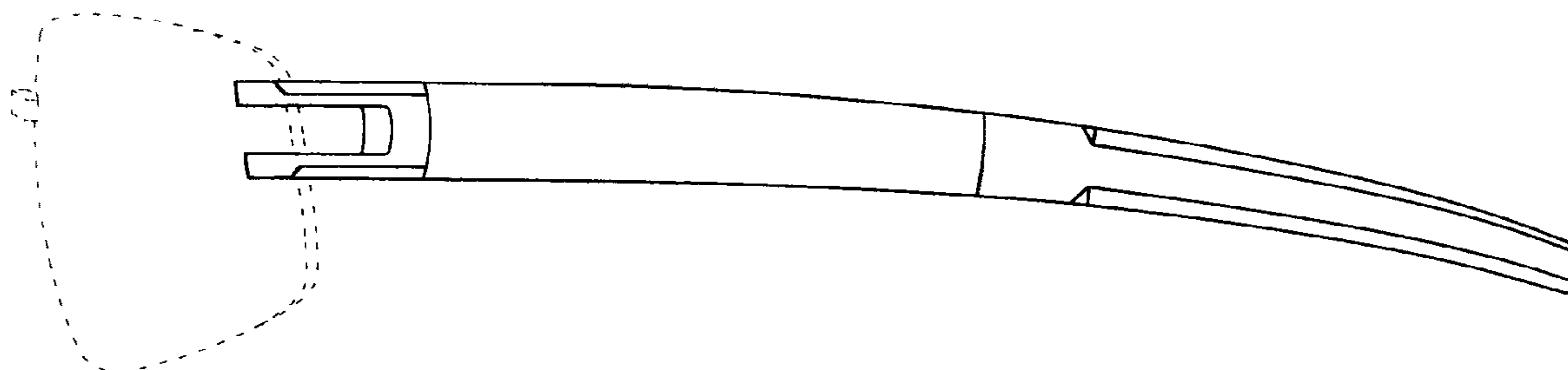
FIG. 5 illustrates a right side plan view of the eyeglasses of FIG. 1;

FIG. 6 illustrates a top plan view of the eyeglasses of FIG. 1; and,

FIG. 7 illustrates a bottom plan view of the eyeglasses of FIG. 1.

Broken lines shown herein for illustrative purposes form no part of the claimed design.

1 Claim, 7 Drawing Sheets



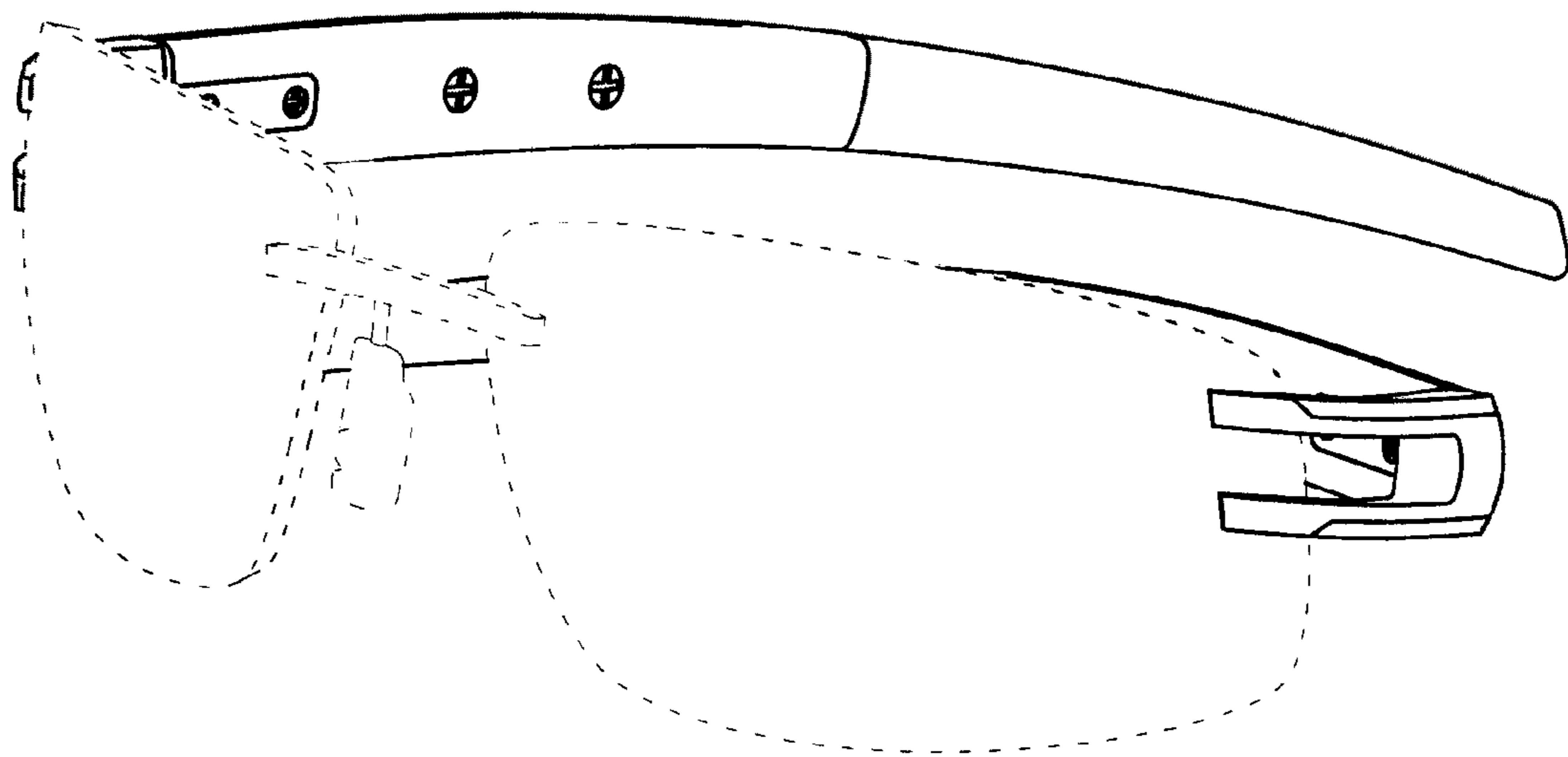


FIG. 1

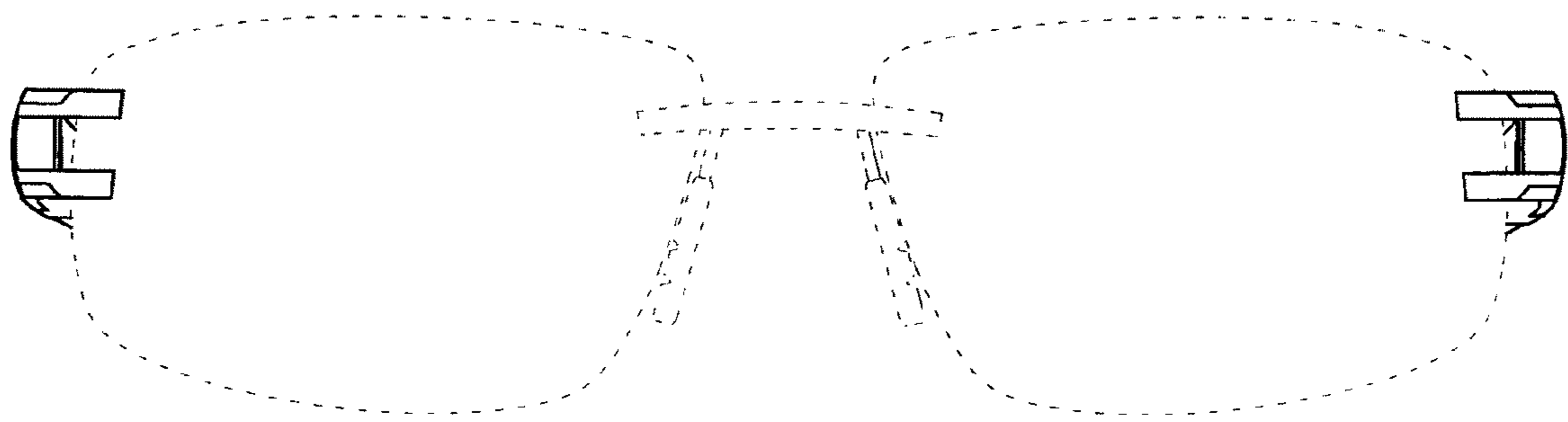


FIG. 2

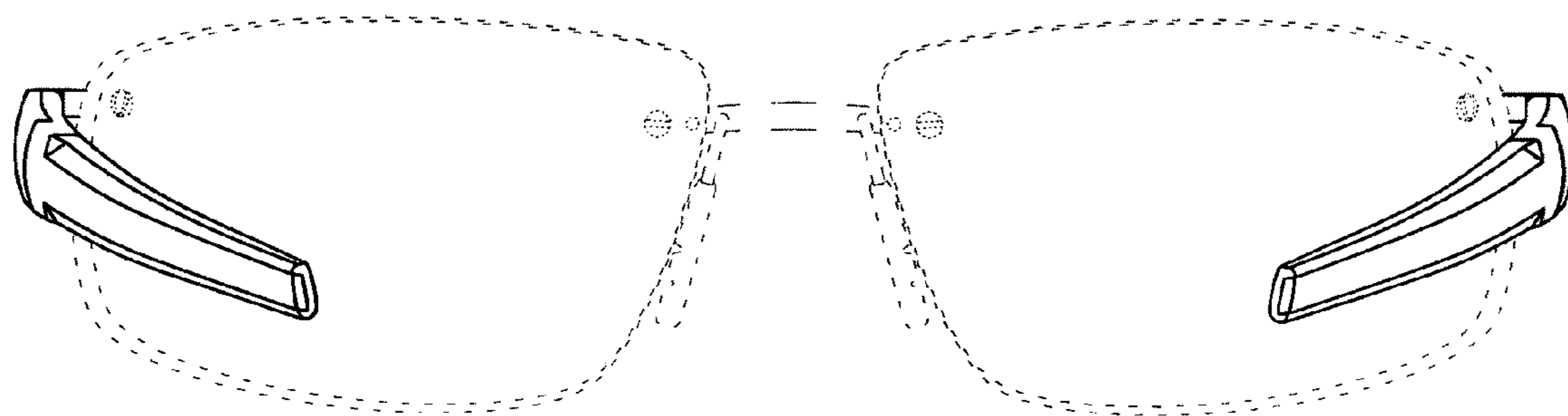


FIG. 3

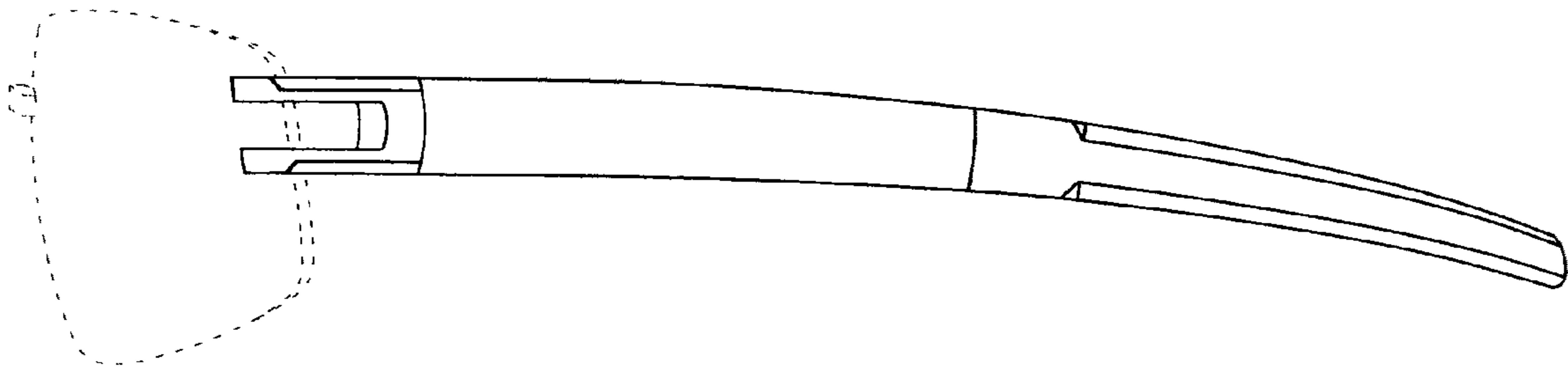


FIG. 4

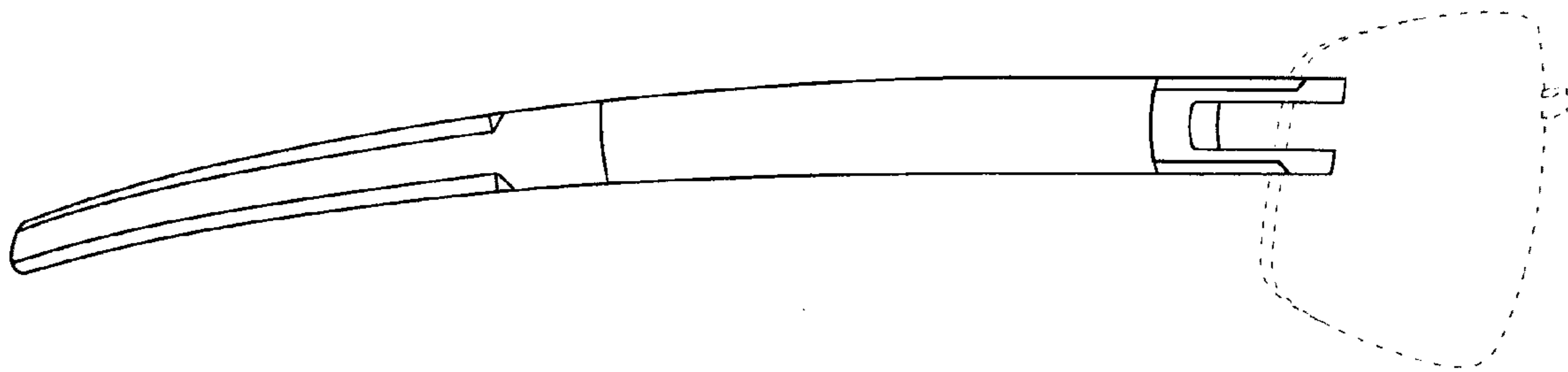


FIG. 5

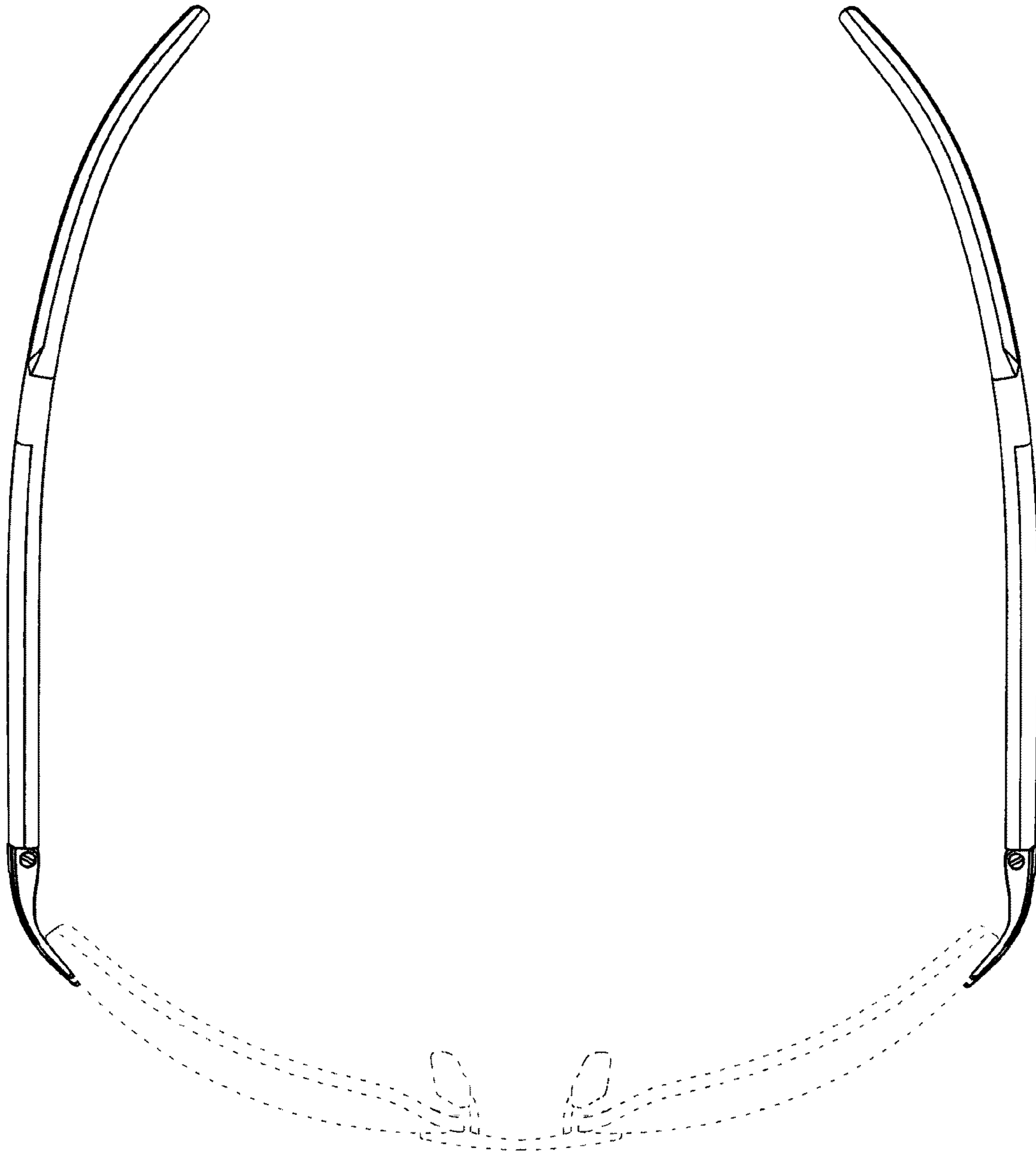


FIG. 6

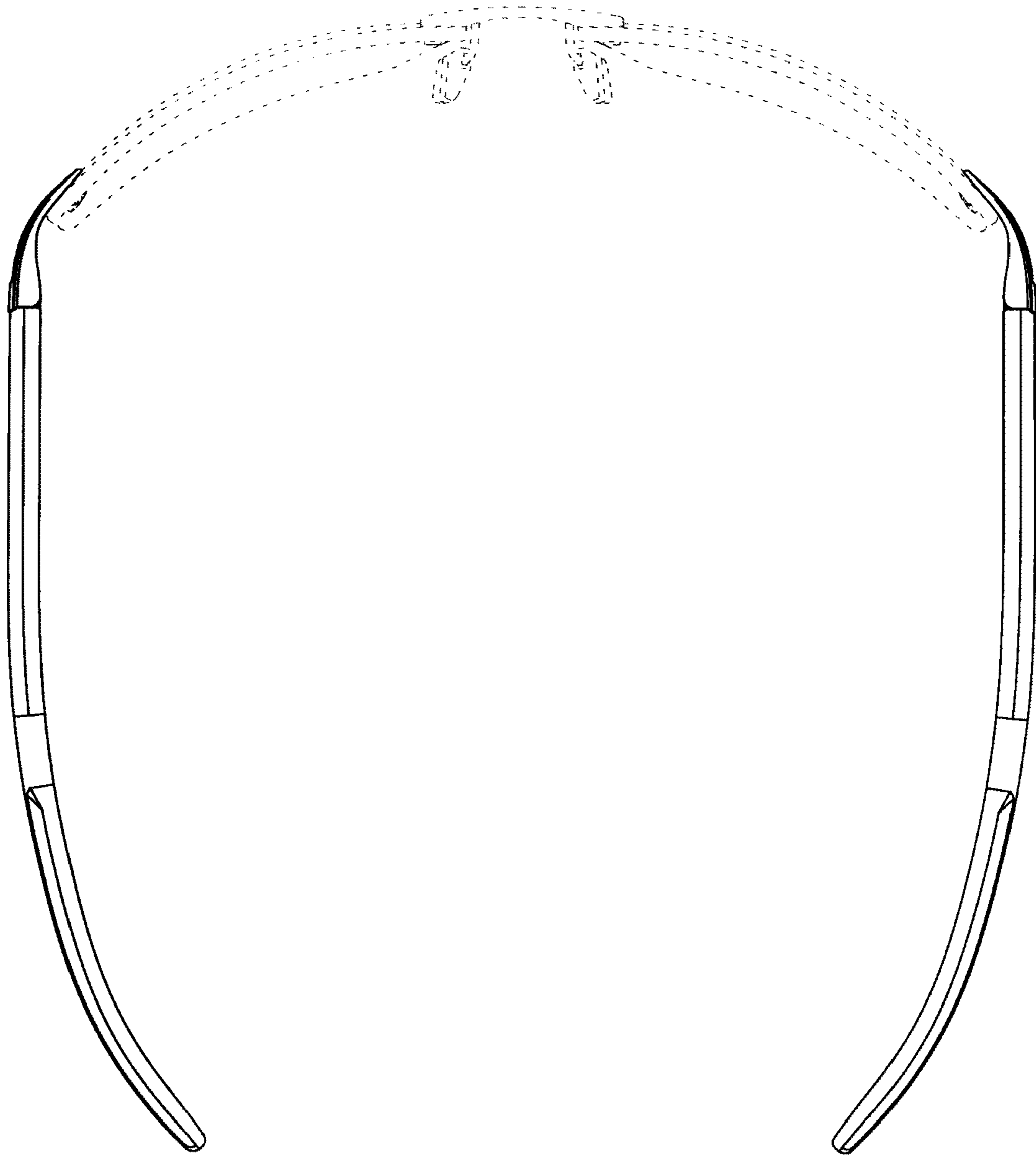


FIG. 7