



US00D649567S

(12) **United States Design Patent**
Schindler

(10) **Patent No.:** **US D649,567 S**

(45) **Date of Patent:** **** Nov. 29, 2011**

(54) **SAWING MACHINE**

(75) Inventor: **Dominic Schindler**, Lauterach (AT)

(73) Assignee: **KEURO Besitz GmbH & EDV-Dienstleistungs KG**, Achern (DE)

(**) Term: **14 Years**

(21) Appl. No.: **29/387,723**

(22) Filed: **Mar. 17, 2011**

(51) **LOC (9) Cl.** **15-09**

(52) **U.S. Cl.** **D15/127**

(58) **Field of Classification Search** D15/122,
D15/127, 131, 133, 134; 29/26 A, 26 R,
29/30, 33 A-33 T, 34 R, 39, 50, 563-566,
29/564.1-564.8; 483/17-57

See application file for complete search history.

(56) **References Cited**

U.S. PATENT DOCUMENTS

D300,933 S *	5/1989	Gemmani	D15/127
D328,467 S *	8/1992	Maleschew	D15/131
D331,066 S *	11/1992	Englert	D15/122
5,183,993 A *	2/1993	Sato et al.	219/121.82
D336,749 S *	6/1993	Lenard et al.	D15/127
5,227,606 A *	7/1993	Weeks et al.	219/121.67
5,410,119 A *	4/1995	Lehmann	219/69.12
D405,809 S *	2/1999	Mariotta et al.	D15/127
D419,165 S *	1/2000	Muller et al.	D15/127
D419,573 S *	1/2000	Kawahara et al.	D15/122
D428,025 S *	7/2000	Miyake et al.	D15/127
D445,807 S *	7/2001	Baulk	D15/127
D475,794 S *	6/2003	Ishigaki et al.	D24/220
D542,311 S *	5/2007	Inaba et al.	D15/127
D544,003 S *	6/2007	Inaba et al.	D15/127
D557,295 S *	12/2007	Formanek	D15/127
D578,144 S *	10/2008	Arisue et al.	D15/122
D604,344 S *	11/2009	Weingart et al.	D15/127

D608,799 S *	1/2010	Tokiwa et al.	D15/134
D612,873 S *	3/2010	Spinelli et al.	D15/131
D633,115 S *	2/2011	Brown et al.	D15/127
D635,596 S *	4/2011	Hiroshima et al.	D15/122
D636,796 S *	4/2011	Hiroshima et al.	D15/122
D637,631 S *	5/2011	Hiroshima et al.	D15/122
D638,449 S *	5/2011	Schindler et al.	D15/122

FOREIGN PATENT DOCUMENTS

JP D. 1272780 4/2006

OTHER PUBLICATIONS

Taiwanese Search Report dated Jul. 5, 2011 issued in corresponding Taiwanese Application No. 099305663 (1 page).
English Translation of Taiwanese Search Report dated Jul. 5, 2011 issued in corresponding Taiwanese Application No. 099305663 (1 page).

* cited by examiner

Primary Examiner — Patricia Palasik

(74) *Attorney, Agent, or Firm* — Robert P. Michal, Esq.;
Lucas & Mercanti, LLP

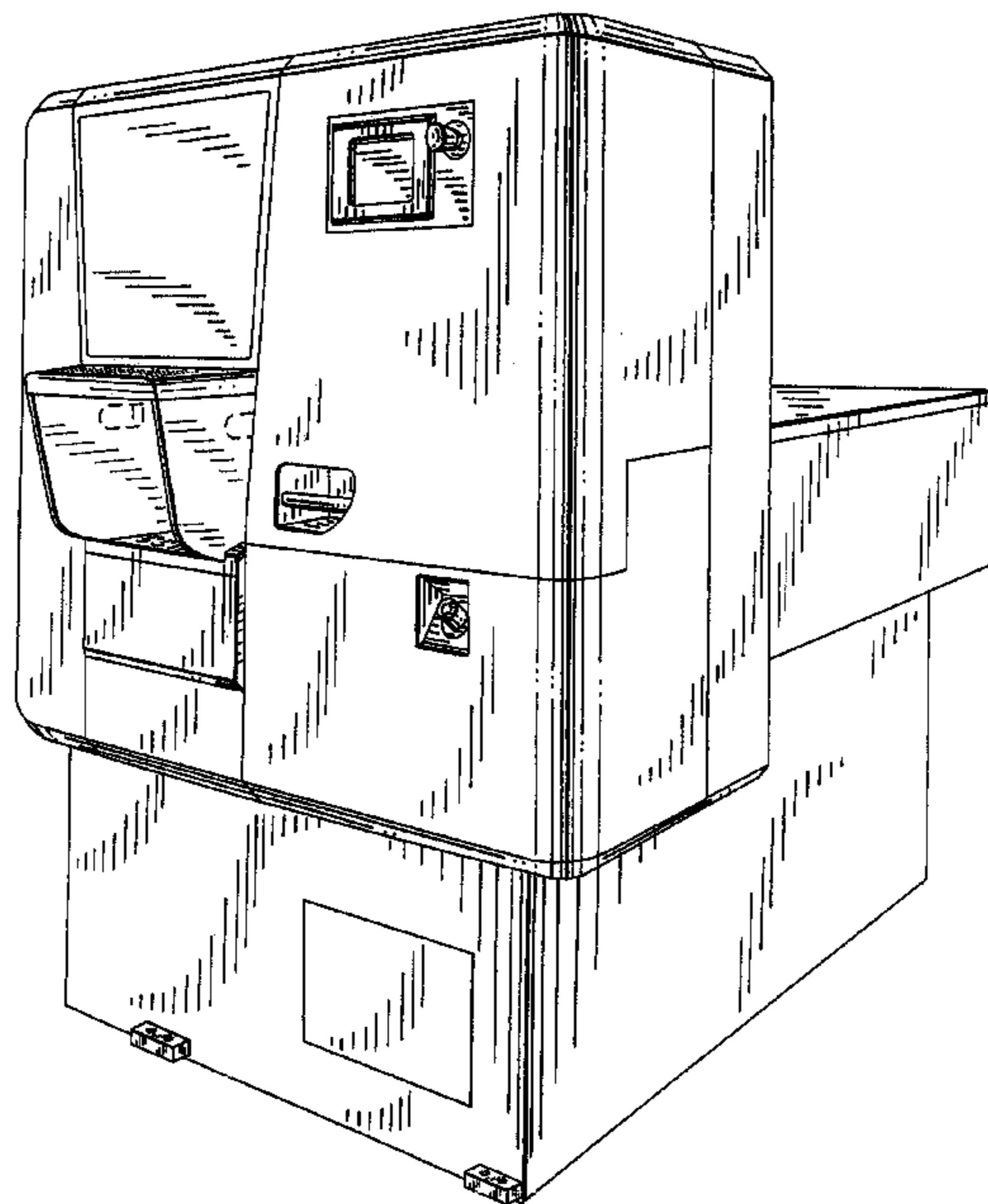
(57) **CLAIM**

The ornamental design for a sawing machine, shown and described.

DESCRIPTION

FIG. 1 is a front perspective view of the sawing machine showing my new design;
FIG. 2 is a right side view thereof;
FIG. 3 is a front view thereof;
FIG. 4 is a left side view thereof;
FIG. 5 is a rear view thereof; and,
FIG. 6 is a rear perspective view thereof.

1 Claim, 6 Drawing Sheets



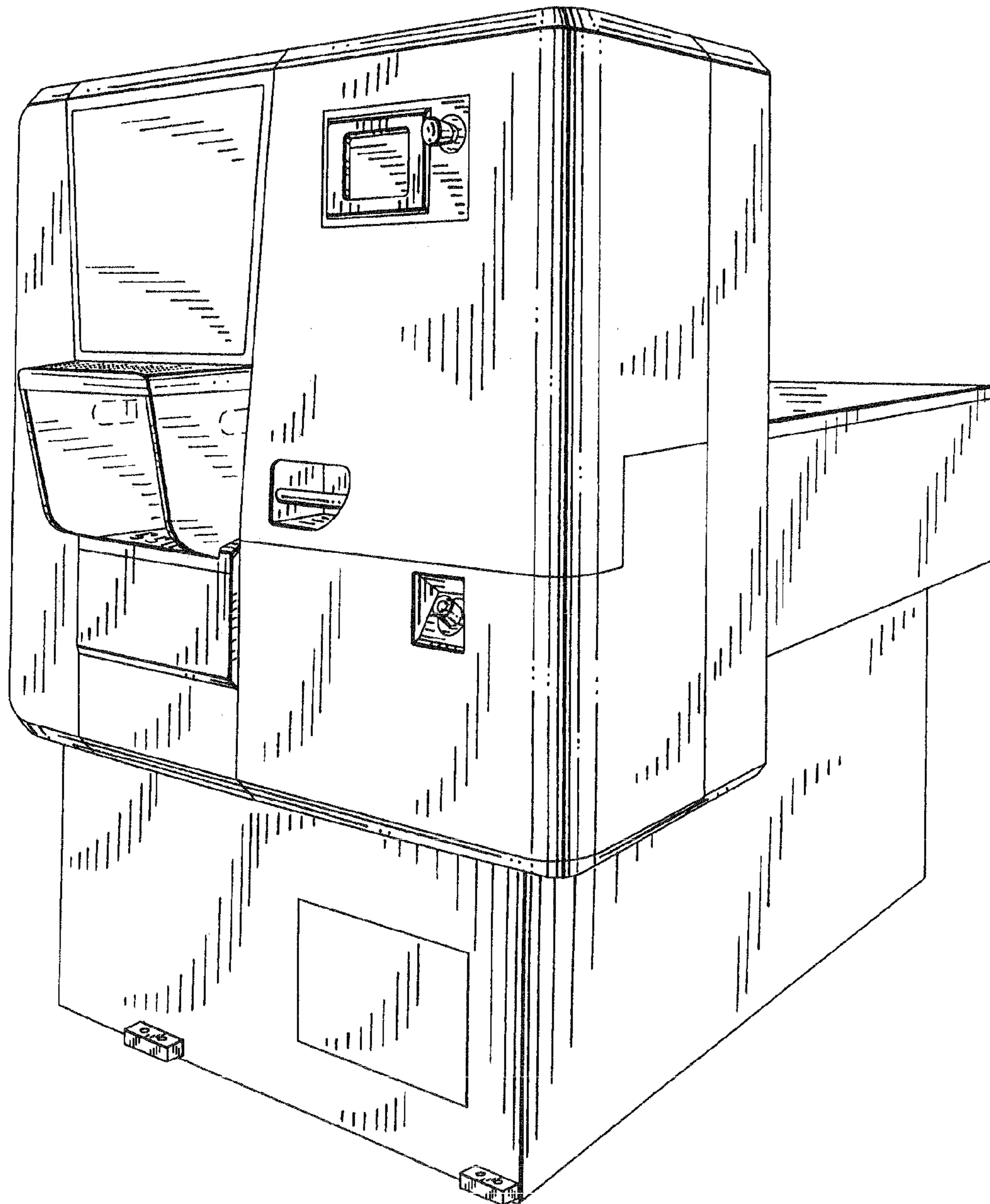


FIG. 1

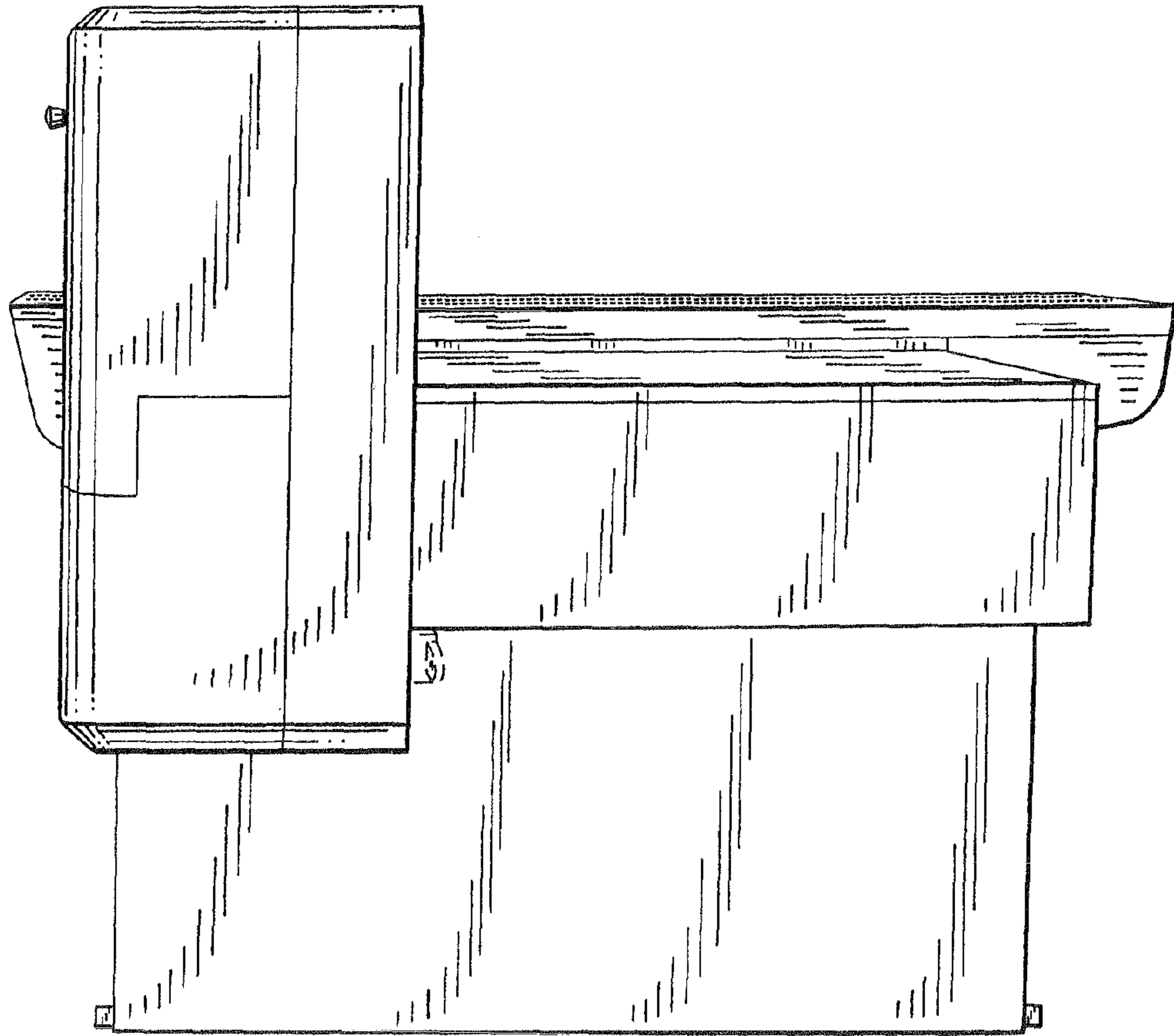


FIG. 2

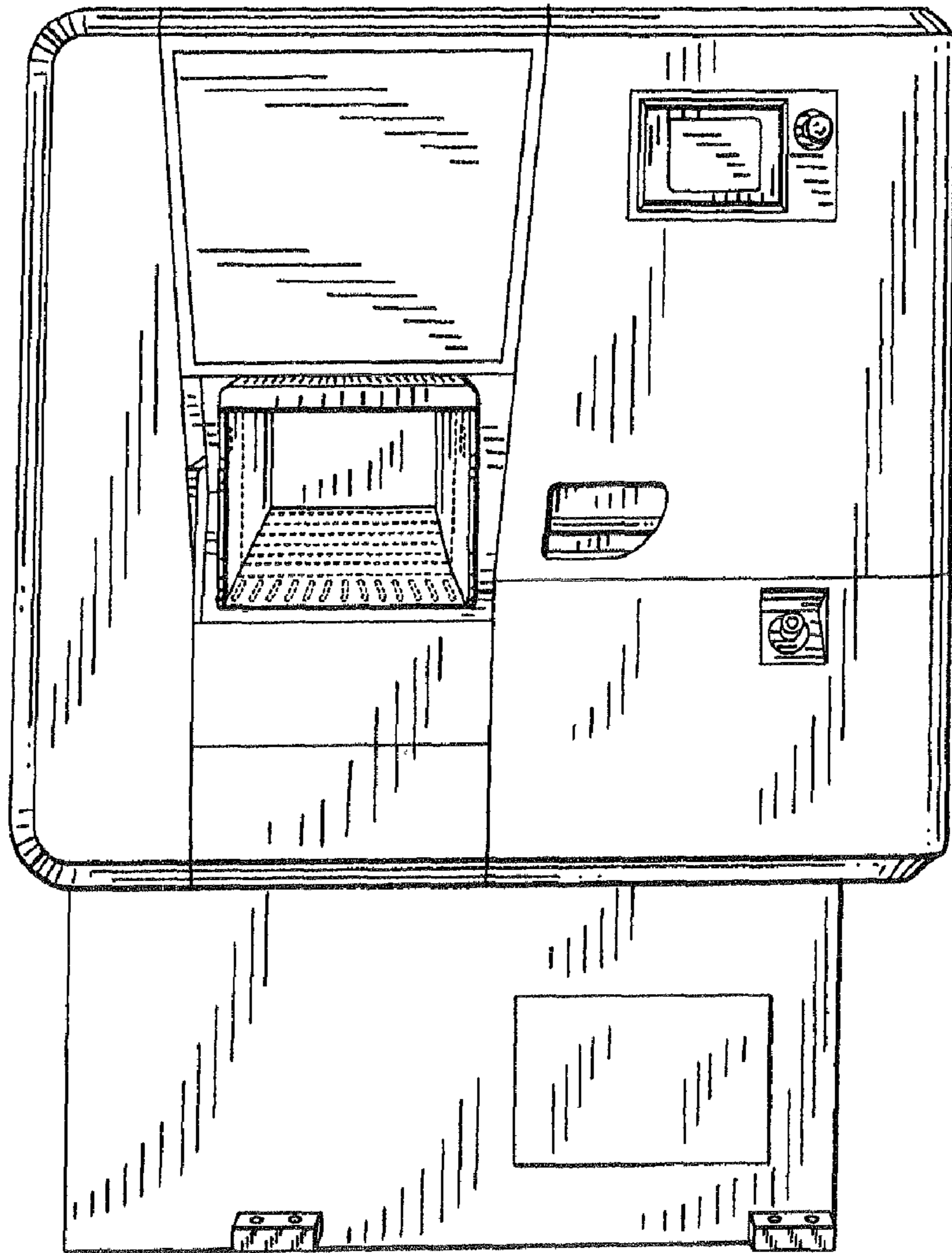


FIG. 3

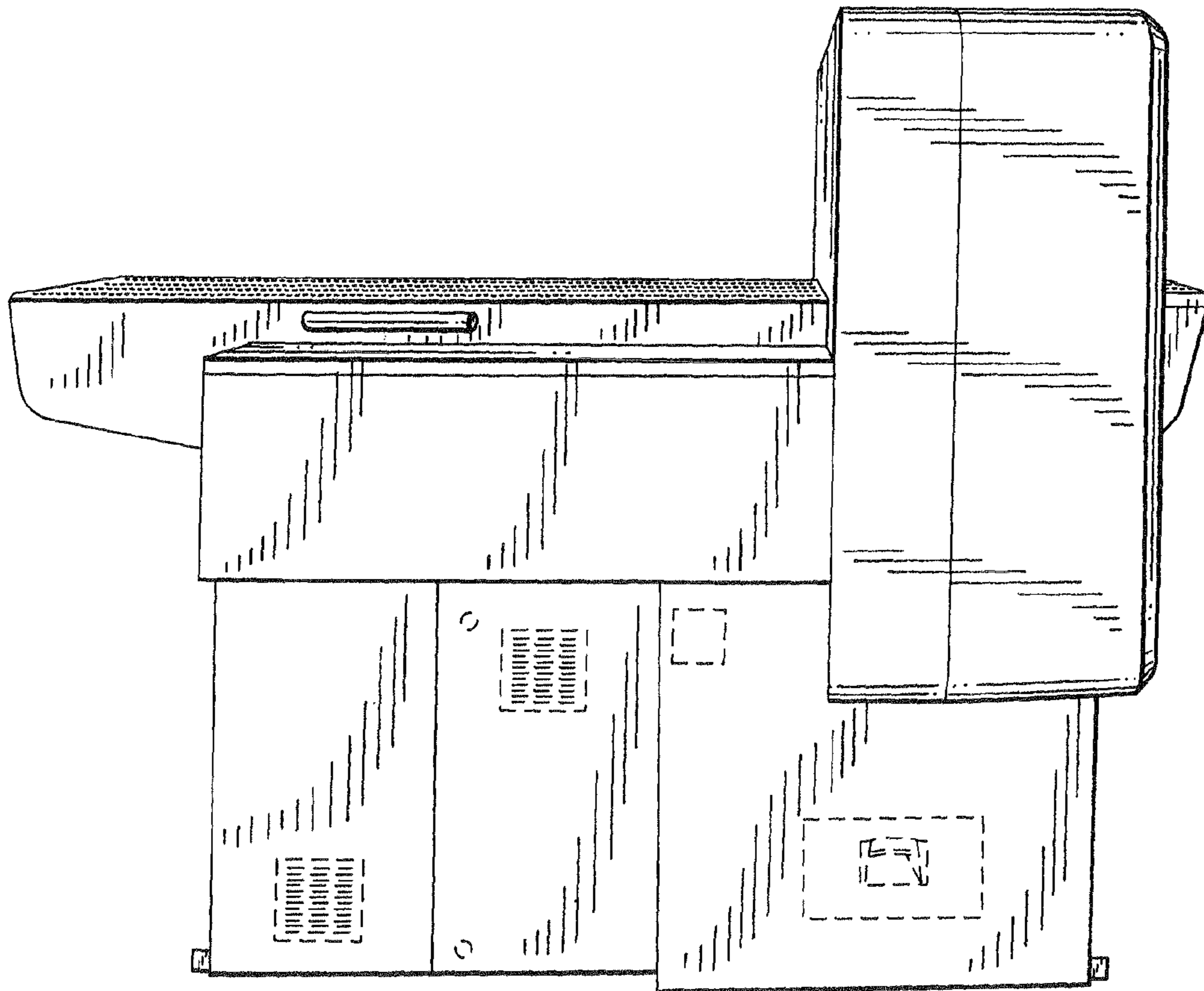


FIG. 4

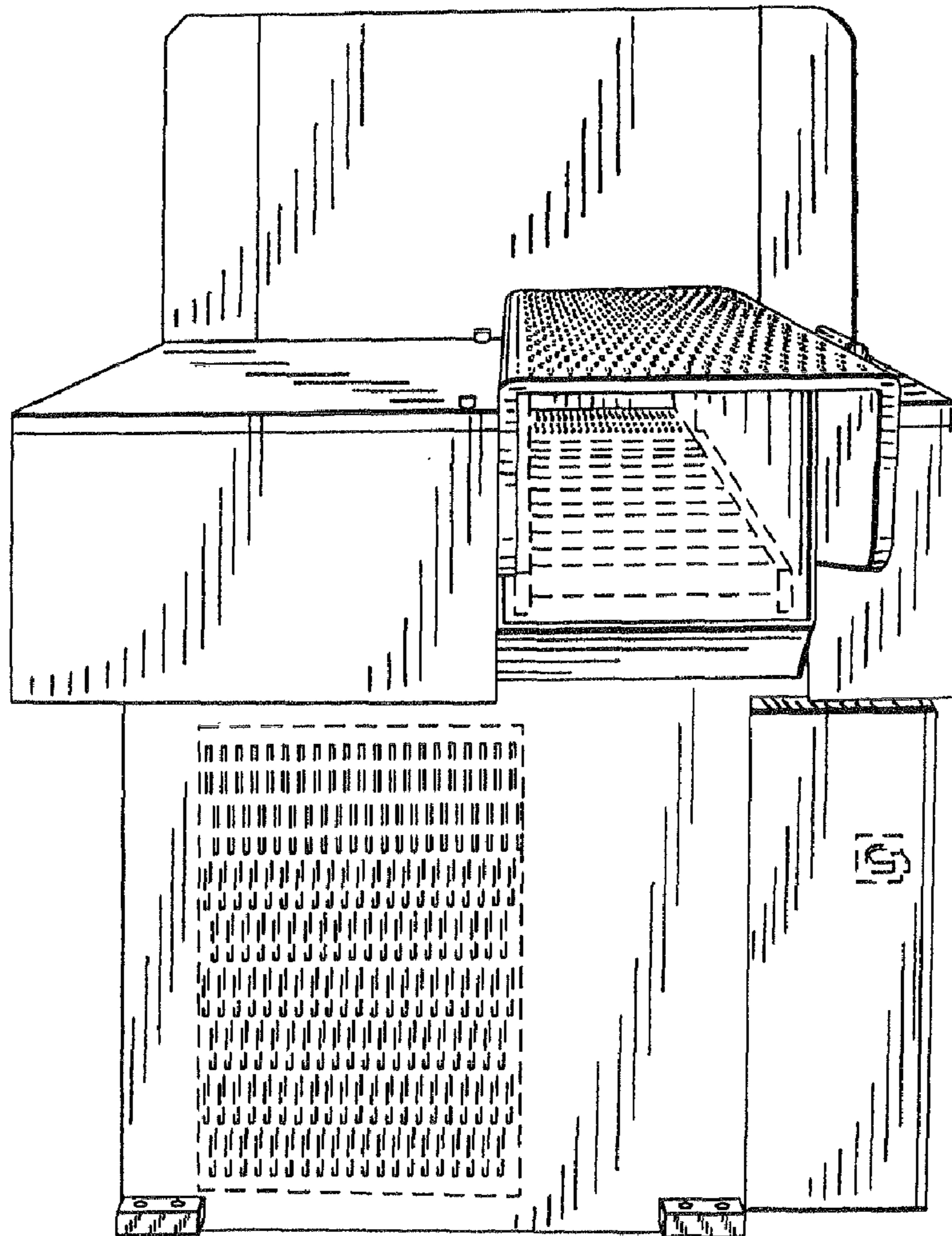


FIG. 5

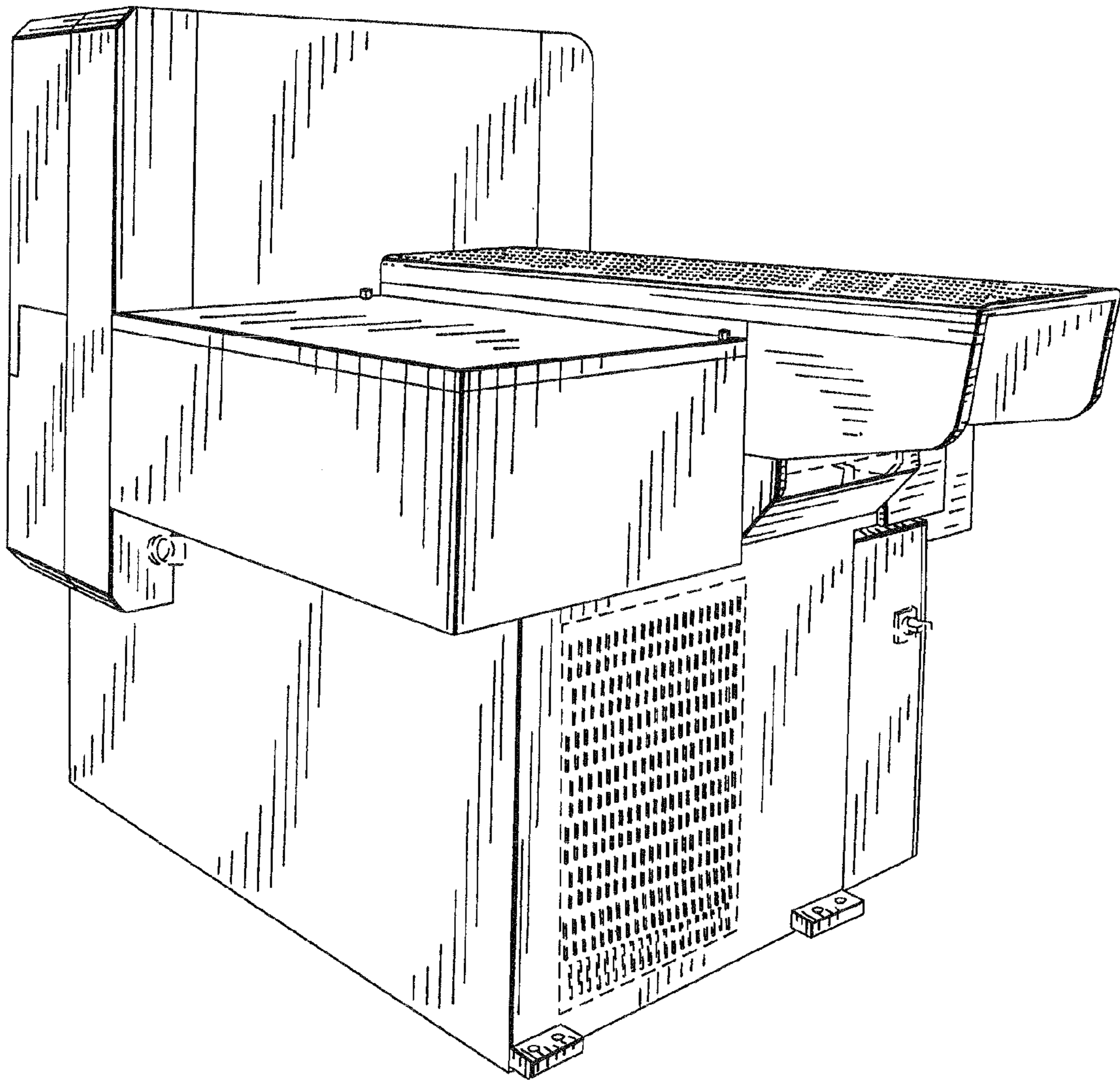


FIG. 6