



US00D649564S

(12) **United States Design Patent**
Nishi

(10) **Patent No.:** **US D649,564 S**

(45) **Date of Patent:** **** Nov. 29, 2011**

(54) **BOBBIN FOR SEWING MACHINE**

(76) Inventor: **Akiko Nishi**, Hiroshima (JP)

(**) Term: **14 Years**

(21) Appl. No.: **29/369,377**

(22) Filed: **Sep. 7, 2010**

(30) **Foreign Application Priority Data**

Mar. 8, 2010 (JP) 2010-7530

(51) **LOC (9) Cl.** **15-06**

(52) **U.S. Cl.** **D15/72**

(58) **Field of Classification Search** D15/66-78,
D15/138; D3/24; 242/148, 118.4, 125.1,
242/129.83, 470, 128; 125/21, 16.02; 451/12,
451/20, 28; 482/592

See application file for complete search history.

(56) **References Cited**

U.S. PATENT DOCUMENTS

1,783,339	A *	12/1930	Mitchell	D15/78
2,686,017	A *	8/1954	Roseman	D15/72
D186,250	S *	9/1959	Bacco	D15/72
D187,566	S *	3/1960	Lakin	D15/72

D250,338	S *	11/1978	LaPierre	D15/78
D292,643	S *	11/1987	Dick et al.	D15/78
D313,605	S *	1/1991	Saito et al.	D15/78
D399,857	S *	10/1998	Kanemichi	D15/78
D441,772	S *	5/2001	Polzer	D15/78
D545,561	S *	7/2007	Vandecasteele	D3/24

* cited by examiner

Primary Examiner — Mitchell Siegel

(74) *Attorney, Agent, or Firm* — Chen Yoshimura LLP

(57) **CLAIM**

The ornamental design for a bobbin for sewing machine, as shown and described.

DESCRIPTION

FIG. 1 is a frontal view of a bobbin for sewing machine showing my new design;

FIG. 2 is left-side view thereof;

FIG. 3 is a top-side plan view thereof;


FIG. 4 is a bottom-side plan view thereof;

FIG. 5 is a cross-sectional view along a line A-A indicated in FIG. 1; and,

FIG. 6 is a frontal view of the bobbin for sewing machine installed on a sewing machine.

In the present design, a back view and a right-side view are the same with the frontal view.

1 Claim, 6 Drawing Sheets



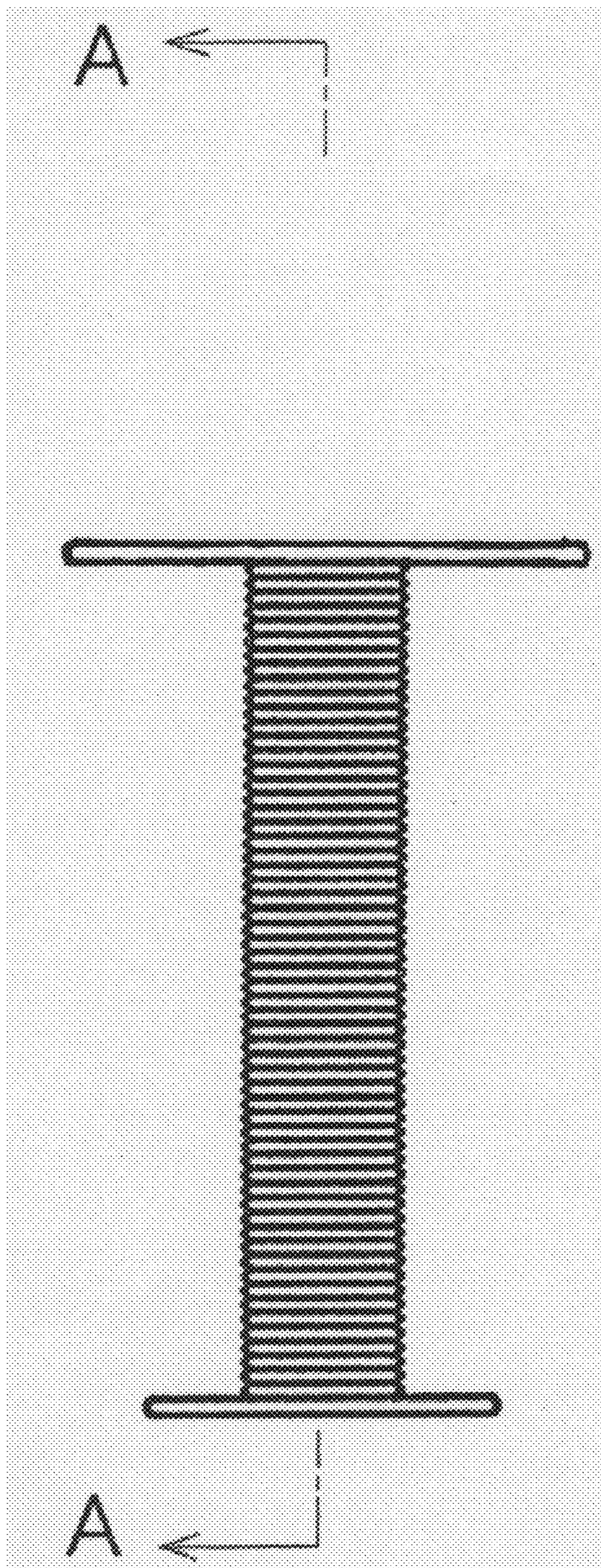


FIG. 1




FIG. 2

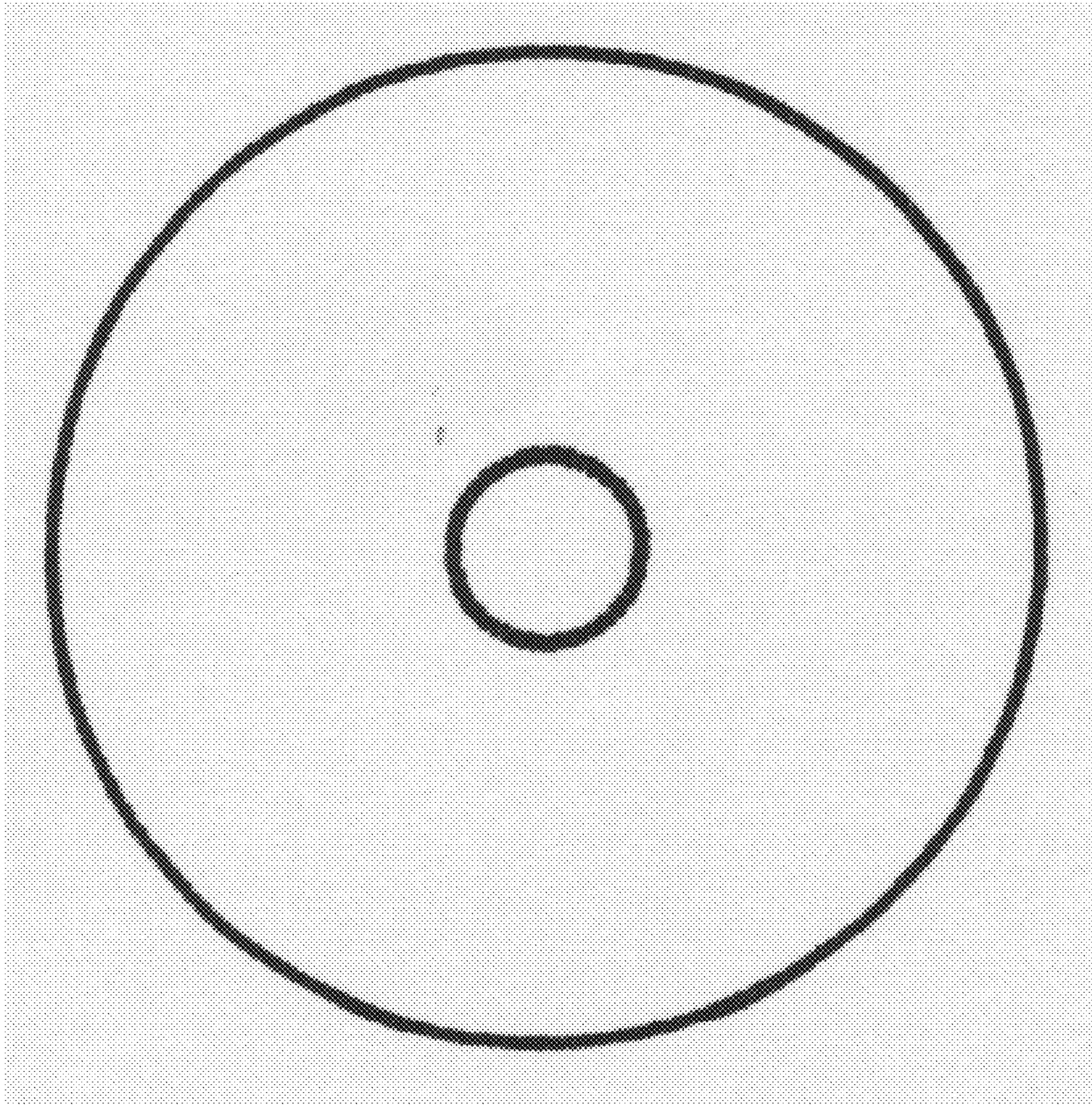


FIG. 3

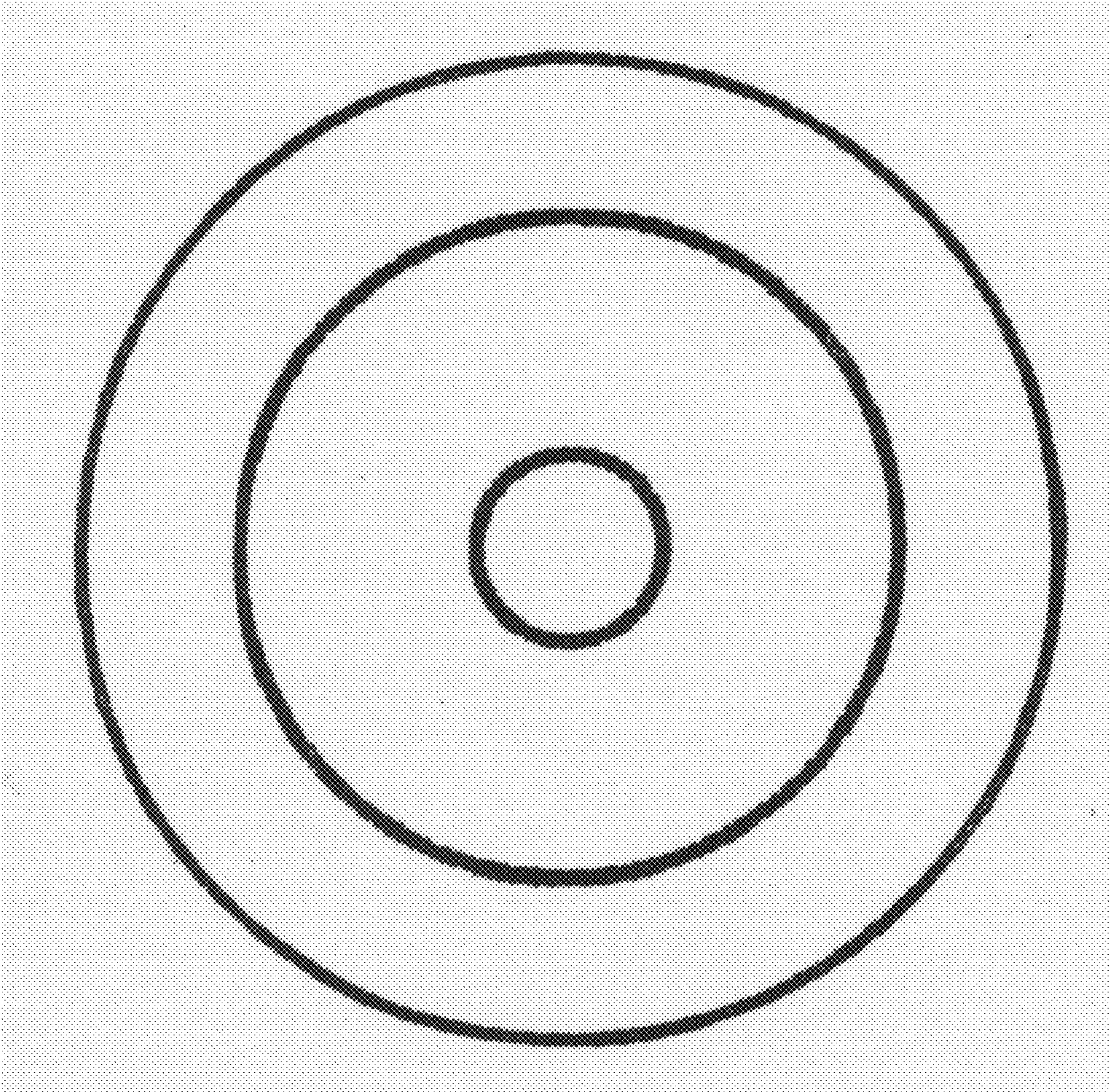


FIG. 4




FIG. 5

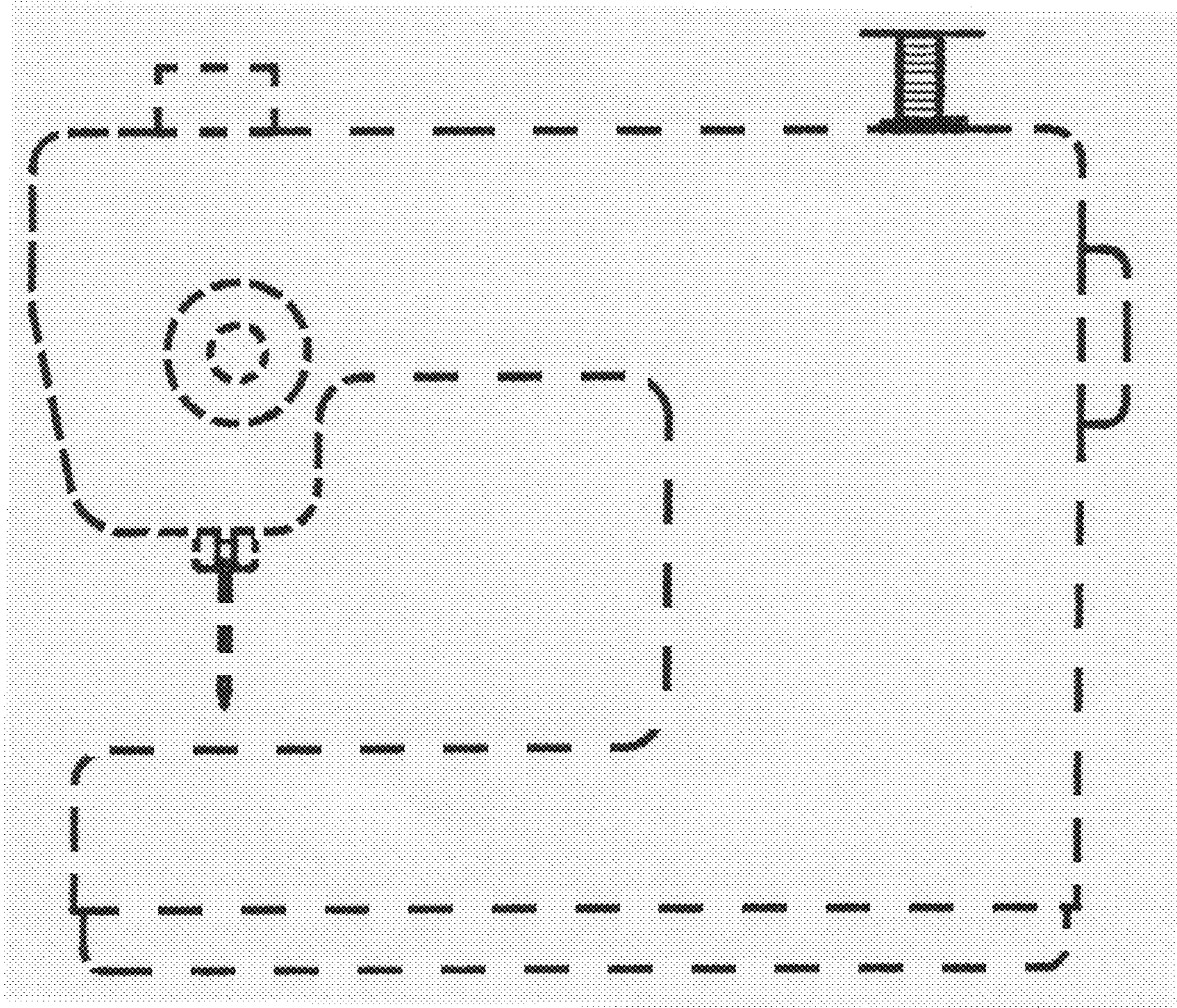


FIG. 6