



US00D649544S

(12) **United States Design Patent**
Chiu et al.

(10) **Patent No.:** **US D649,544 S**

(45) **Date of Patent:** **** Nov. 29, 2011**

(54) **INTEGRATED INTERFACE OF A LAPTOP**

(75) Inventors: **Wen-Yi Chiu**, Taipei (TW); **Bo Chiang Wang**, Taipei (TW); **Nicolas Francisco Gonzalez Garrido**, Taipei (TW)

(73) Assignee: **Compal Electronics, Inc.**, Taipei (TW)

(**) Term: **14 Years**

(21) Appl. No.: **29/371,219**

(22) Filed: **Nov. 30, 2010**

(51) **LOC (9) Cl.** **14-02**

(52) **U.S. Cl.** **D14/318; D14/455**

(58) **Field of Classification Search** D14/315-327,
D14/389, 432, 439, 455; D18/1, 2, 7, 11;
235/145 A, 145 R; 341/22, 23; 345/156,
345/157, 168, 169, 173; 361/679.08, 679.09,
361/679.17, 679.26, 679.27; 348/373; 715/783;
400/486, 489

See application file for complete search history.

(56) **References Cited**

U.S. PATENT DOCUMENTS

6,480,373 B1 * 11/2002 Landry et al. 361/679.06
D516,080 S * 2/2006 Sakamoto et al. D14/455
D545,303 S * 6/2007 Chang D14/218

D565,045 S * 3/2008 Wu et al. D14/318
D590,405 S * 4/2009 Smith et al. D14/455
D596,639 S * 7/2009 Hirose D14/439
D624,907 S * 10/2010 Komiya et al. D14/247
2004/0233176 A1 * 11/2004 Denq et al. 345/173

* cited by examiner

Primary Examiner — Freda Nunn

(74) *Attorney, Agent, or Firm* — Bacon & Thomas, PLLC

(57) **CLAIM**


The ornamental design for the integrated interface of a laptop, as shown and described.

DESCRIPTION

FIG. 1 is a perspective view of an integrated interface of a laptop showing our new design;
FIG. 2 is a top plan view thereof;
FIG. 3 is a bottom plan view thereof;
FIG. 4 is a left side view thereof, the right side view is symmetrical to the left side view;
FIG. 5 is a front view thereof, the rear view is symmetrical to the front view; and,
FIG. 6 is a perspective view thereof shown assembled in a laptop.

Broken lines shown in the drawings illustrate portions of the laptop computer and form no part of the claimed design.

1 Claim, 4 Drawing Sheets



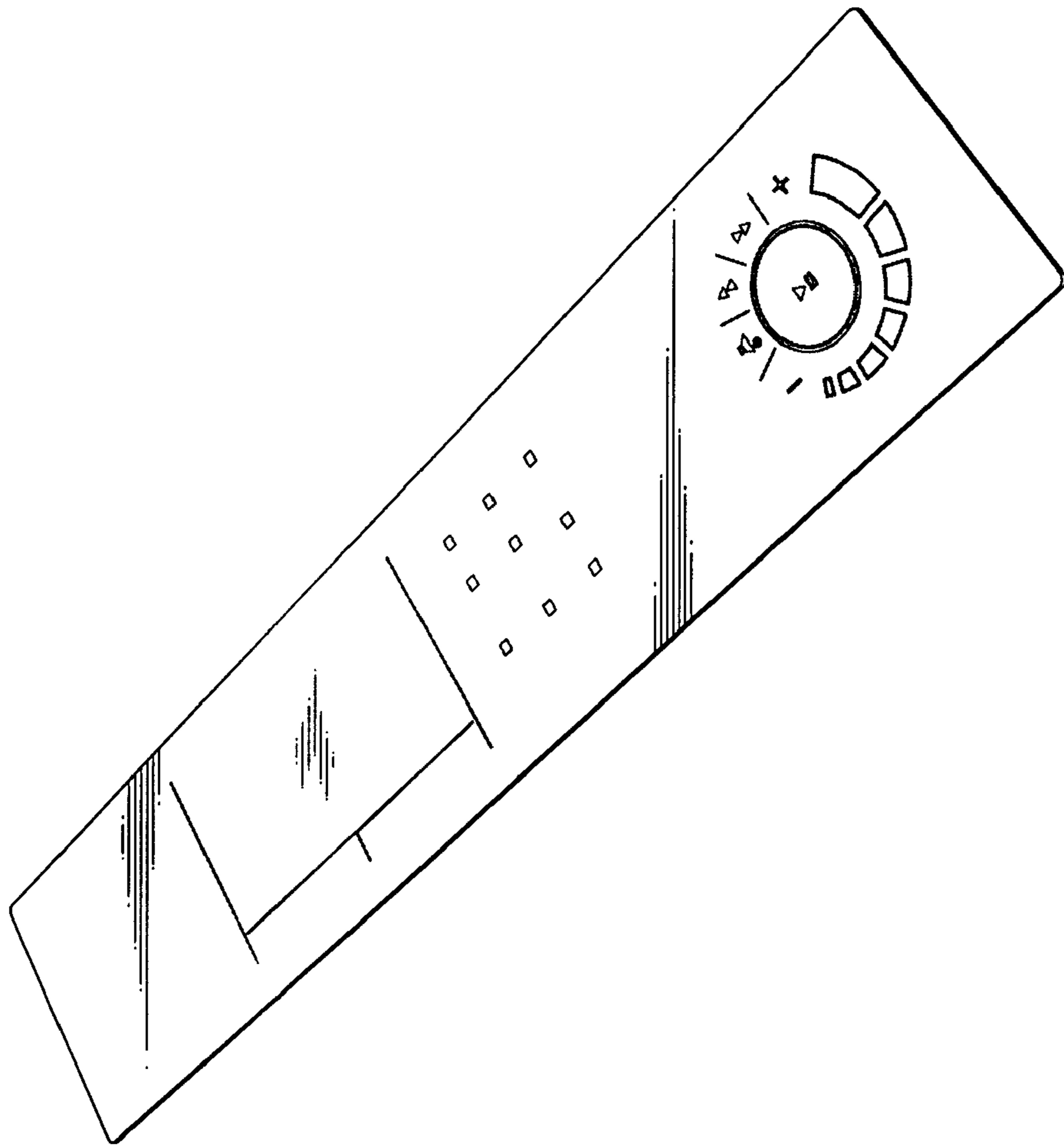


FIG. 1

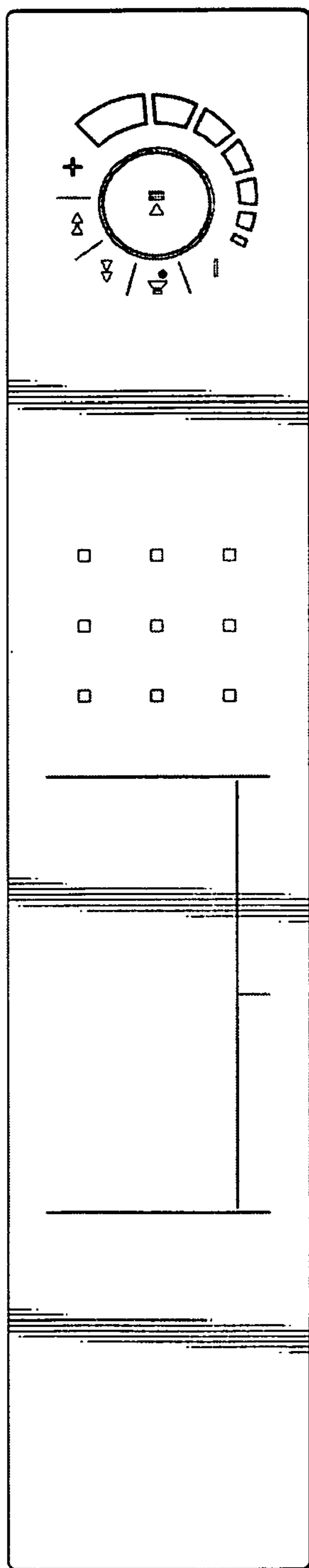


FIG. 2




FIG. 3



FIG. 4



FIG. 5

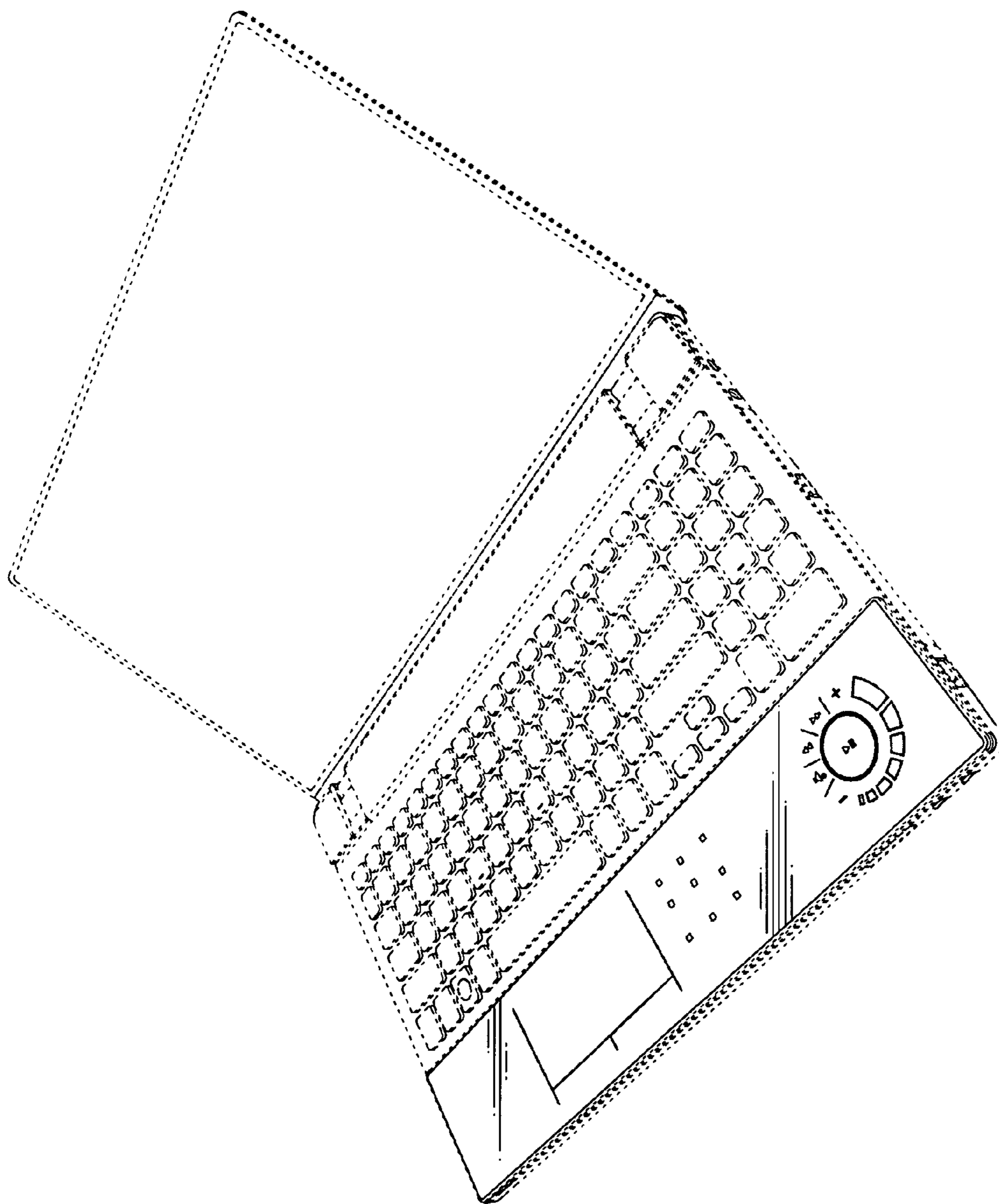


FIG. 6