



US00D649543S

(12) **United States Design Patent**
Tseng et al.

(10) **Patent No.:** **US D649,543 S**

(45) **Date of Patent:** **** Nov. 29, 2011**

(54) **ELECTRONIC COMPUTER**

(75) Inventors: **Huai-Te Tseng**, Taipei (TW);
Hong-Tien Wang, Taipei (TW);
Yung-Hsiang Chen, Taipei (TW);
You-Chi Liu, Taipei (TW); **Shi Kuan**
Chen, Taipei (TW)

(73) Assignee: **Compal Electronics, Inc.**, Taipei (TW)

(**) Term: **14 Years**

(21) Appl. No.: **29/381,672**

(22) Filed: **Dec. 22, 2010**

(51) **LOC (9) Cl.** **14-02**

(52) **U.S. Cl.** **D14/315**

(58) **Field of Classification Search** D14/315-327,
D14/331, 343, 455; D18/1, 2, 7, 11; 235/145 A,
235/145 R; 341/22, 23; 345/156, 157, 168,
345/169, 173, 1.1; 361/679.08, 679.09, 679.11,
361/679.26, 679.27; 348/373; 715/783;
400/486, 489

See application file for complete search history.

(56) **References Cited**

U.S. PATENT DOCUMENTS

6,714,403 B2 * 3/2004 Furuki et al. 361/679.09
D517,541 S * 3/2006 Maskatia D14/318

D519,500 S * 4/2006 Maskatia et al. D14/318
D519,559 S * 4/2006 Mehta D19/26
D621,827 S * 8/2010 Cheng et al. D14/327
D626,124 S * 10/2010 Chyan et al. D14/341
2005/0264540 A1 * 12/2005 Niwa 345/173
2006/0109259 A1 * 5/2006 Ohta 345/173
2010/0149104 A1 * 6/2010 Sim et al. 345/169

* cited by examiner

Primary Examiner — Freda Nunn

(74) *Attorney, Agent, or Firm* — Bacon & Thomas, PLLC

(57) **CLAIM**

The ornamental design for the electronic computer, as shown and described.

DESCRIPTION

FIG. 1 is a perspective view of an electronic computer showing our new design;

FIG. 2 is a front elevational view thereof;

FIG. 3 is a rear elevational view thereof;

FIG. 4 is a left side elevational view thereof;

FIG. 5 is right side elevational view thereof;

FIG. 6 is a top plan view thereof;


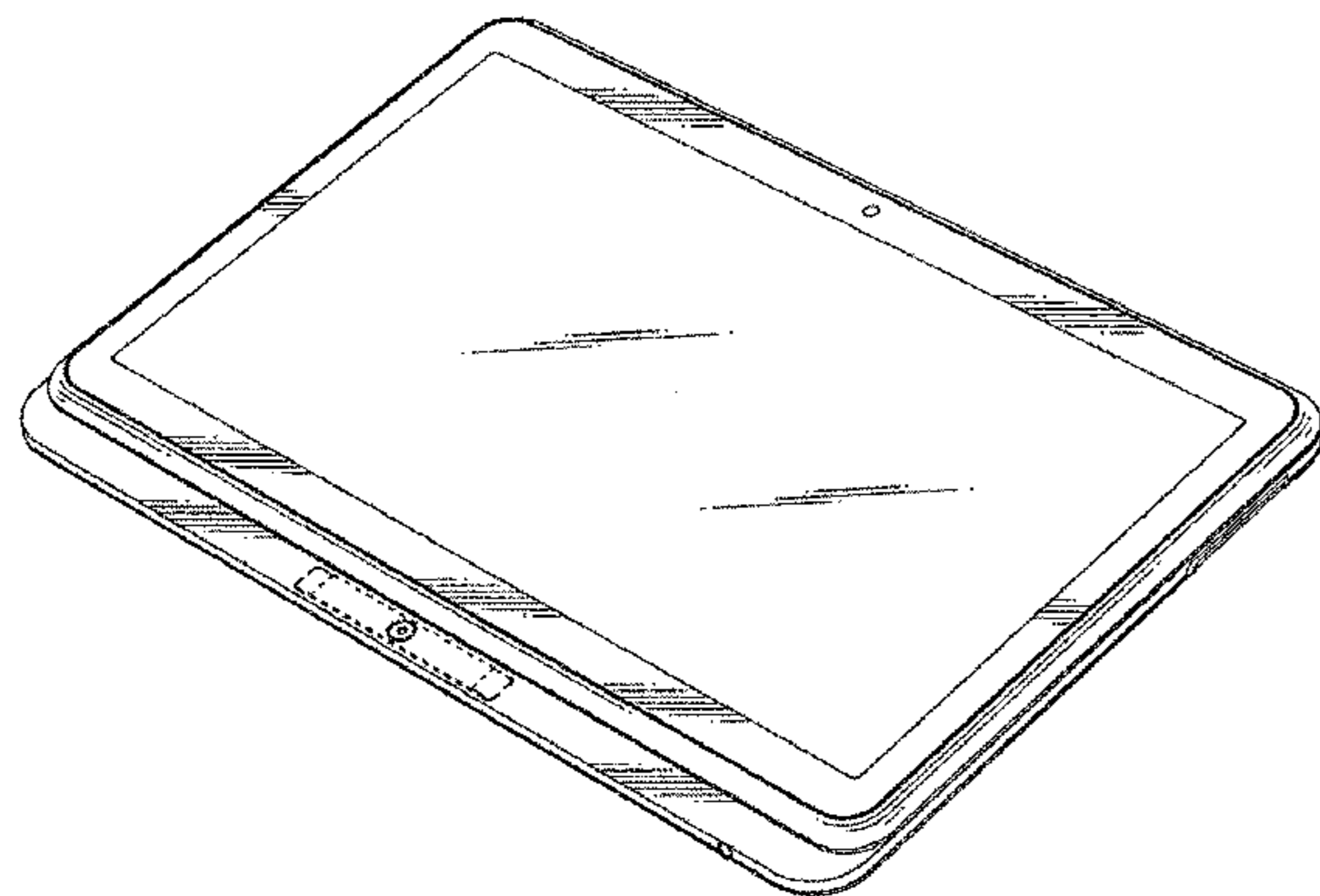
FIG. 7 is a bottom plan view thereof;

FIG. 8 is a perspective view thereof; and,

FIG. 9 is another perspective view thereof.

Broken lines shown in the drawings illustrate portions of the electronic computer, and form no part of the claimed design.

1 Claim, 6 Drawing Sheets



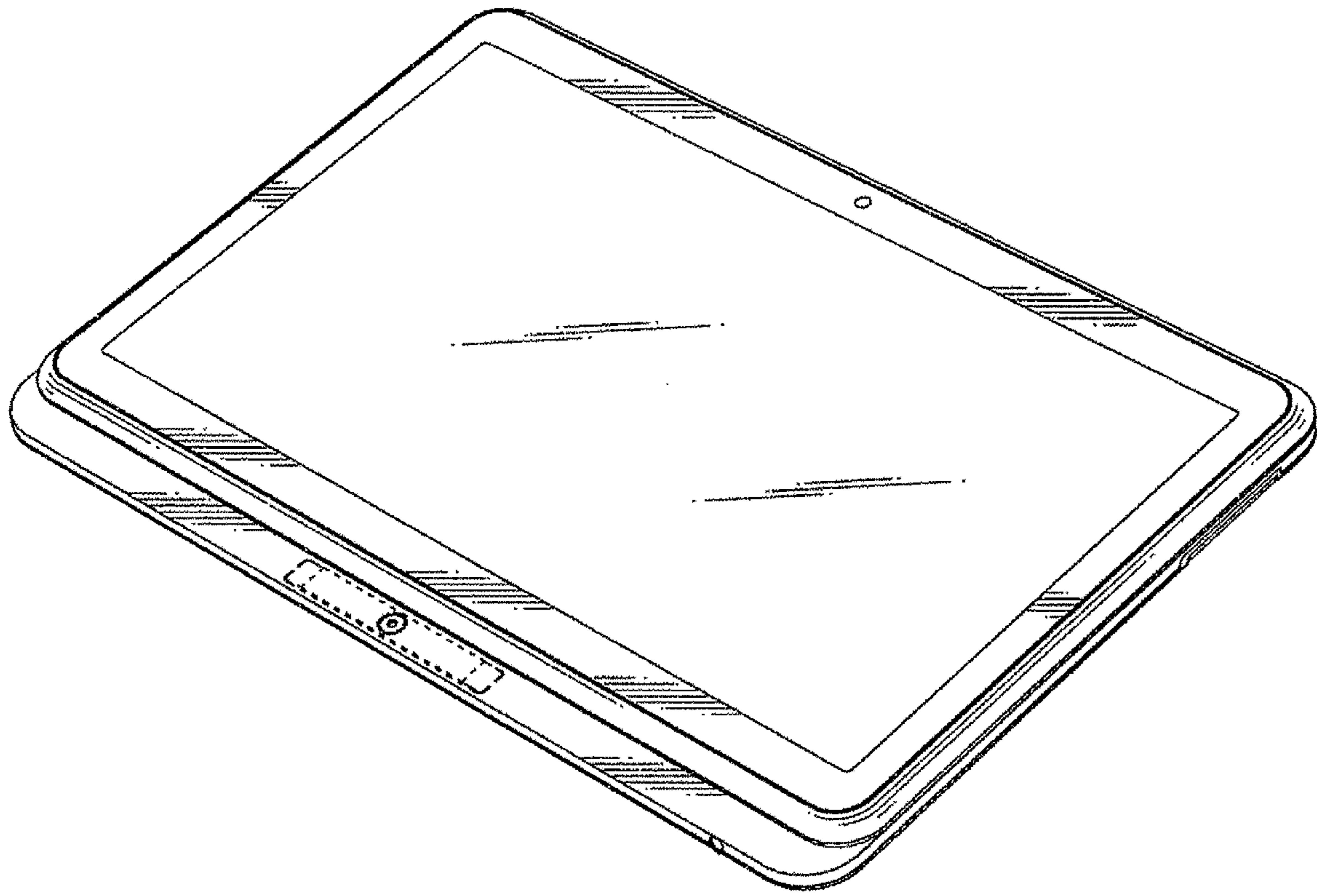


FIG. 1

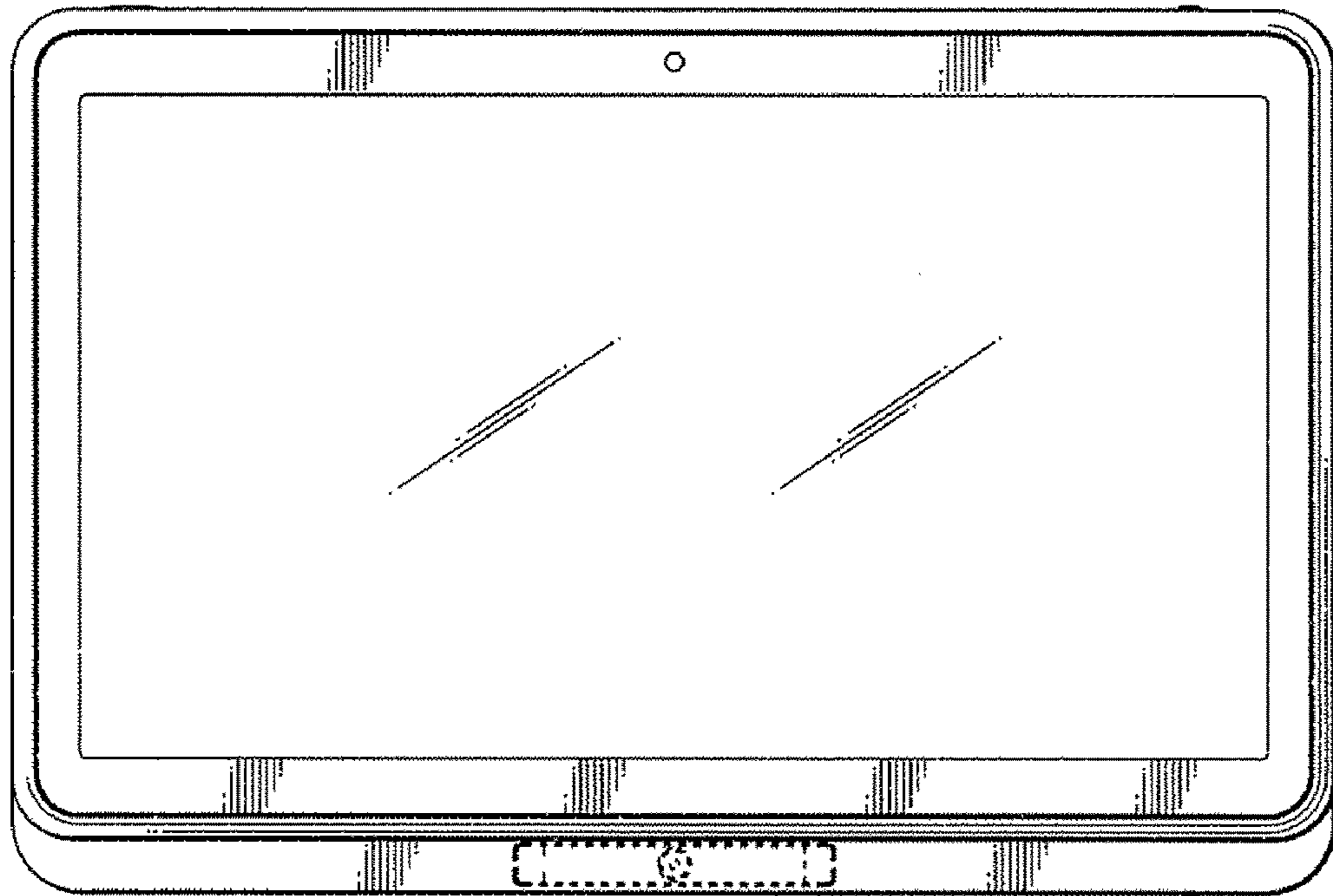


FIG. 2

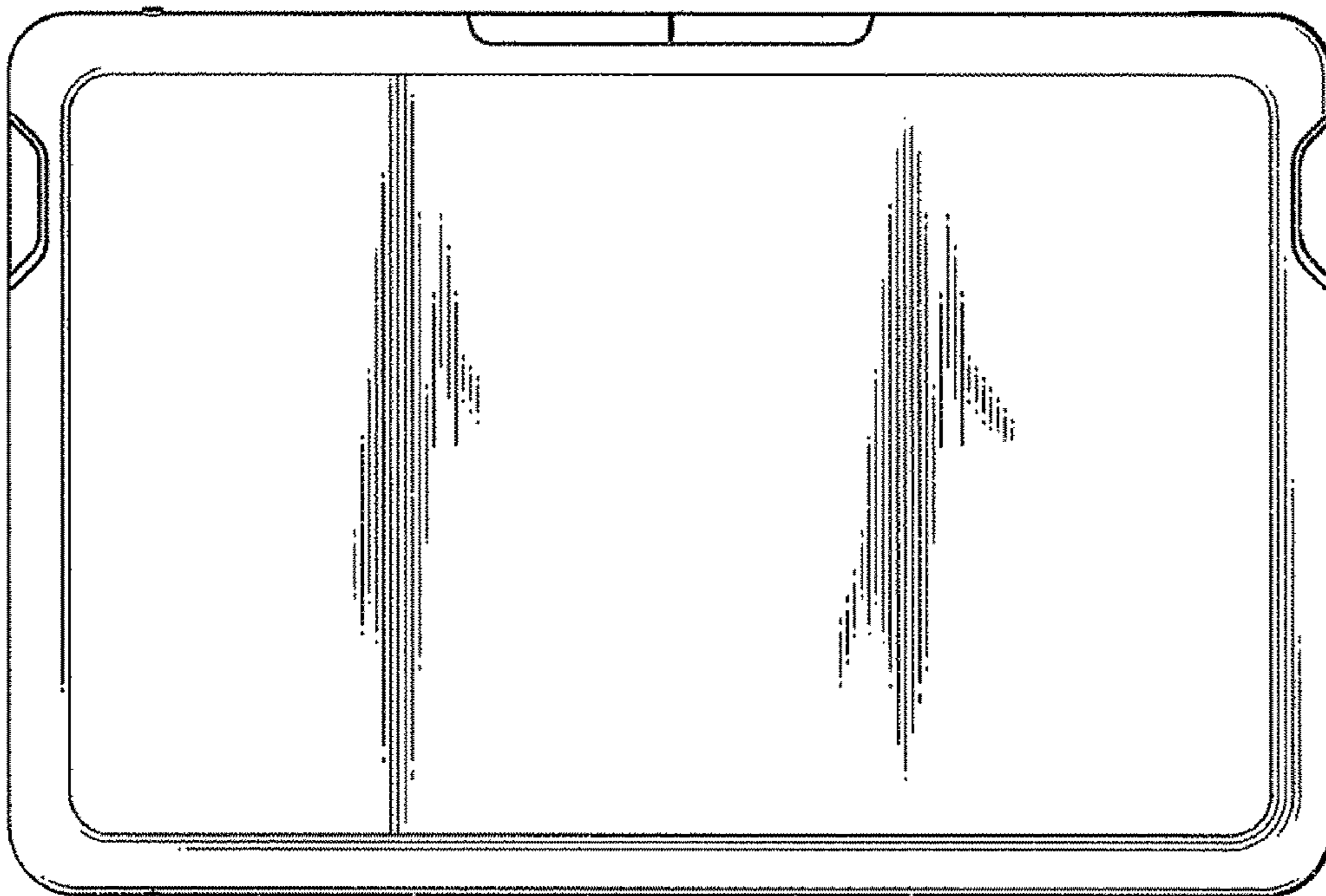


FIG. 3



FIG. 4



FIG. 5




FIG. 6




FIG. 7

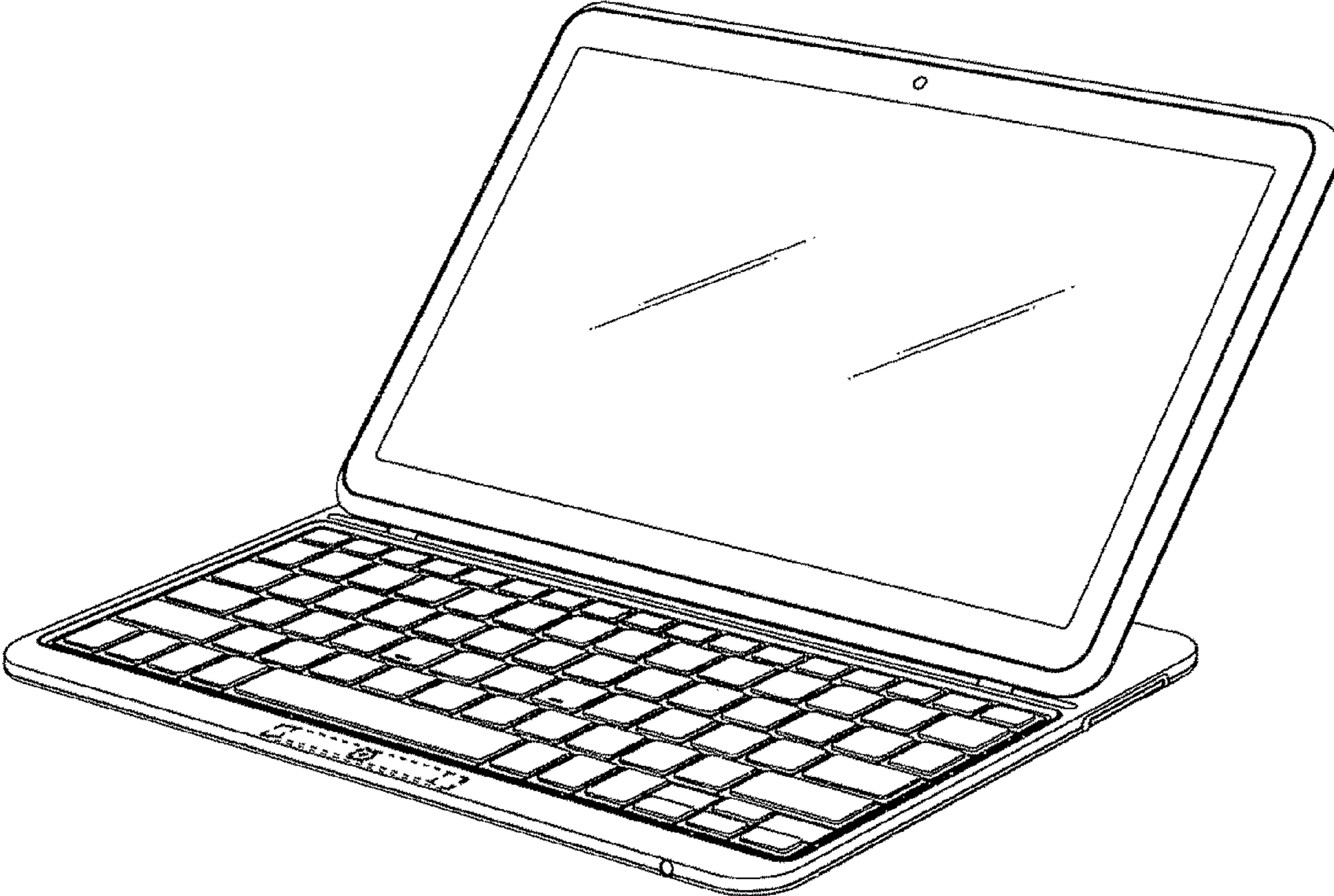


FIG. 8




FIG. 9