



US00D649531S

(12) **United States Design Patent**
Dawson et al.

(10) **Patent No.:** **US D649,531 S**
(45) **Date of Patent:** **** Nov. 29, 2011**

(54) **REMOTE CONTROL**

(75) Inventors: **Mark Dawson**, Wayne, PA (US); **Sree Kotay**, Philadelphia, PA (US)

(73) Assignee: **Comcast Cable Communications, LLC**, Philadelphia, PA (US)

(**) Term: **14 Years**

(21) Appl. No.: **29/387,978**

(22) Filed: **Mar. 22, 2011**

(51) **LOC (9) Cl.** **14-03**

(52) **U.S. Cl.** **D14/218**

(58) **Field of Classification Search** D14/218,
D14/455; D13/168; D21/566; D10/104,
D10/106; 345/169; 348/14.05, 114, 211.99,
348/734; 340/825.24; 341/22; 455/92, 95,
455/128, 151.1–151.4, 352, 355, FOR. 121;
700/65

See application file for complete search history.

(56) **References Cited**

U.S. PATENT DOCUMENTS

D372,716 S *	8/1996	Thorne, III	D14/218
D500,309 S *	12/2004	Borsboom	D14/218
D531,137 S *	10/2006	Wu	D13/168
D560,230 S *	1/2008	Yagi	D14/496
D573,957 S *	7/2008	Ledbetter et al.	D13/168
D577,713 S *	9/2008	Kim et al.	D14/218
D577,715 S *	9/2008	Lim et al.	D14/240
D597,082 S *	7/2009	Bang et al.	D14/218
D607,846 S *	1/2010	Daniels	D13/168
D609,222 S *	2/2010	Shin	D14/218

D614,171 S *	4/2010	Son et al.	D14/218
D618,658 S *	6/2010	Sakamoto et al.	D14/147
D636,353 S *	4/2011	Choi et al.	D13/168

OTHER PUBLICATIONS

Manual for Comcast On Demand Universal Remote Control, May 14, 2003.

Close-up image from p. 1 of Manual for Comcast On Demand Universal Remote Control, May 14, 2003.

* cited by examiner

Primary Examiner — Celia Murphy

Assistant Examiner — John Windmuller

(74) *Attorney, Agent, or Firm* — Banner & Witcoff, Ltd.

(57) **CLAIM**

The ornamental design for a remote control, as shown and described.

DESCRIPTION

FIG. 1 is a perspective view of a remote control showing our new design;

FIG. 2 is a top view thereof;

FIG. 3 is a left side view thereof;

FIG. 4 is a right side view thereof;

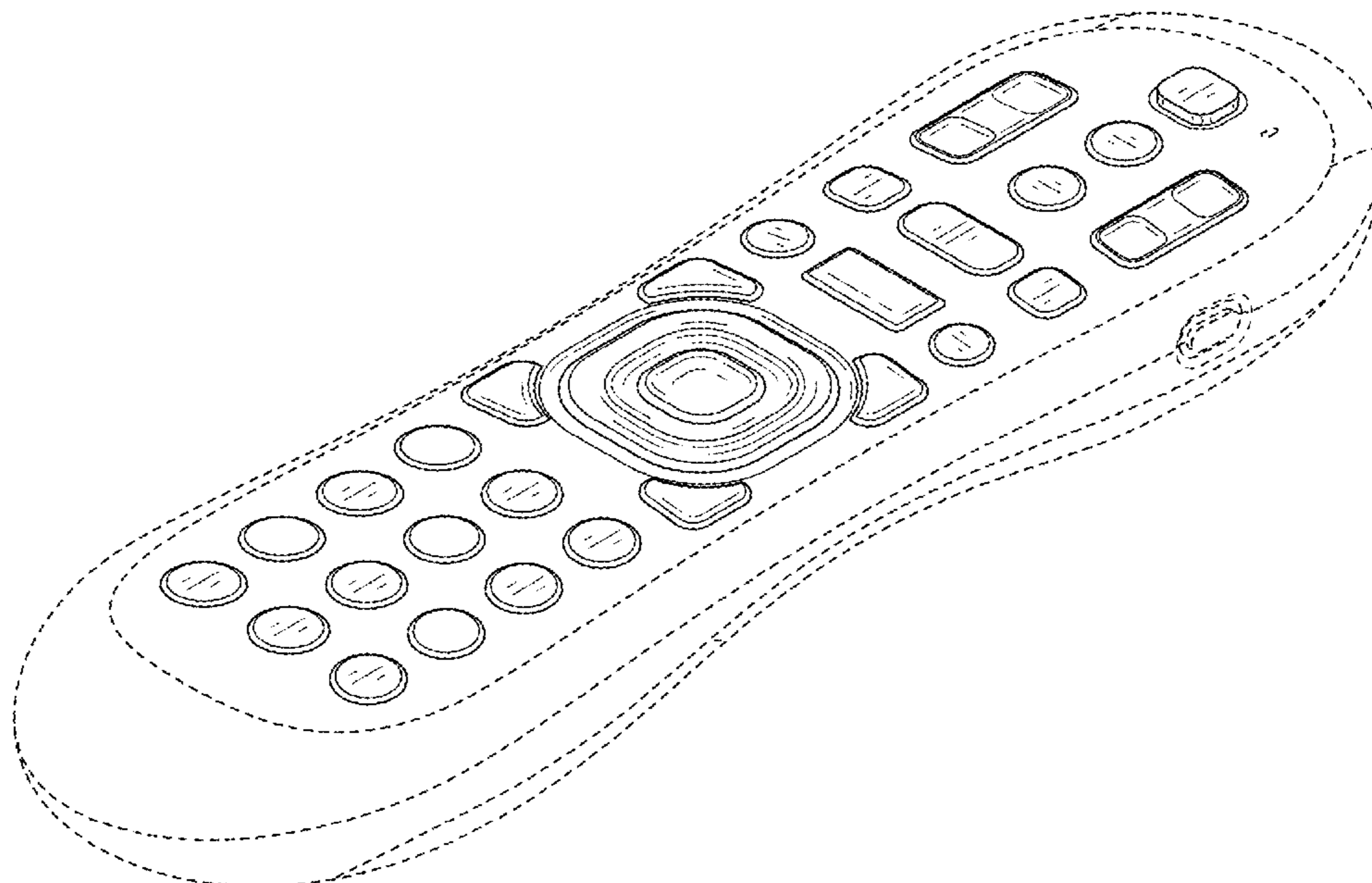
FIG. 5 is a front view thereof;

FIG. 6 is a rear view thereof; and,

FIG. 7 is a bottom view thereof.

The broken lines in the figures depict portions of the remote control that form no part of the claimed design. The solid-line buttons are the only claimed features.

1 Claim, 5 Drawing Sheets



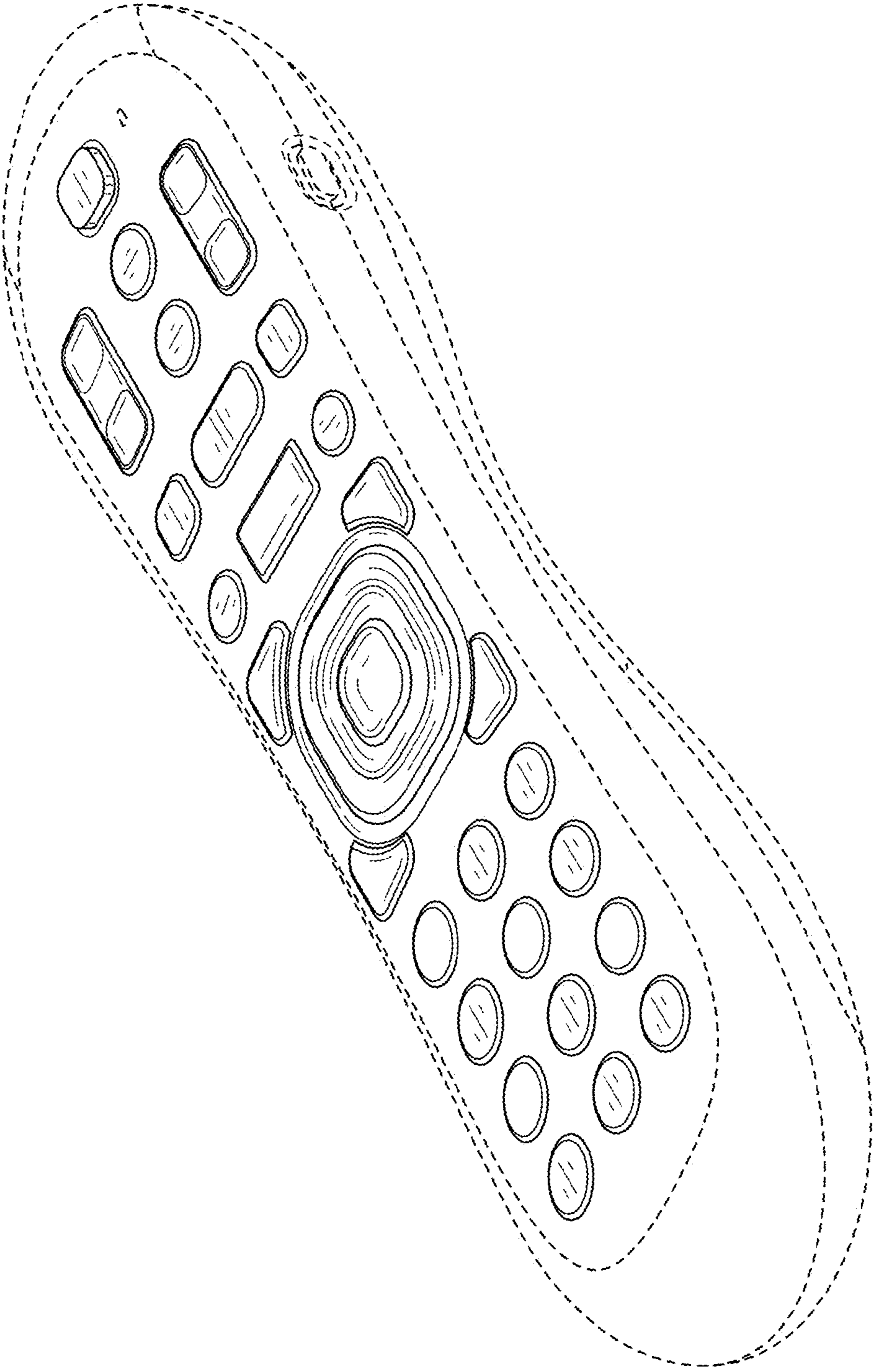


FIG. 1

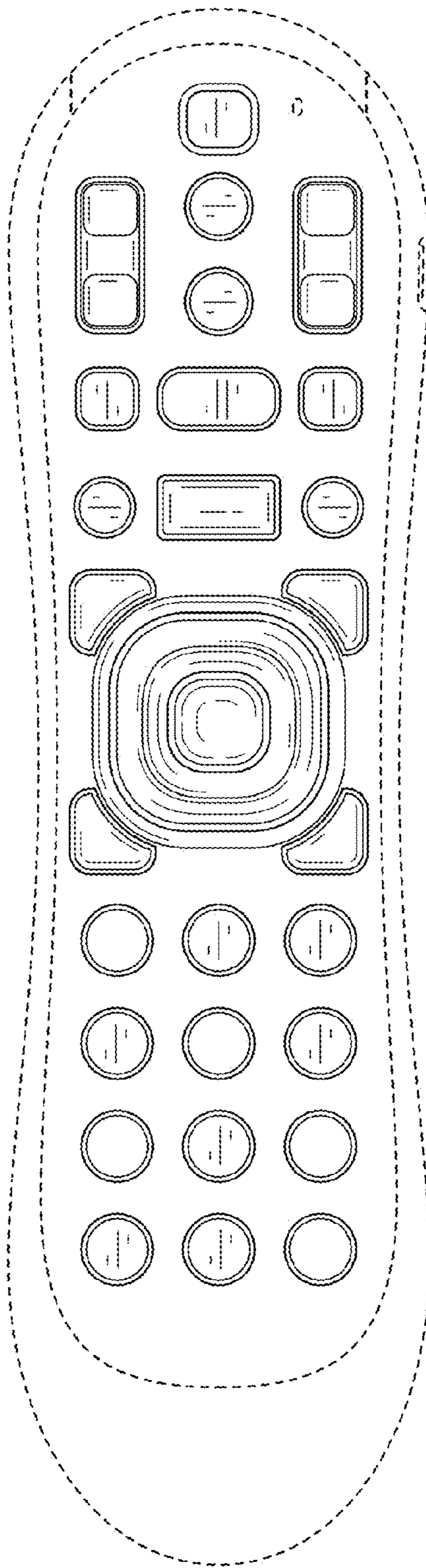


FIG. 2

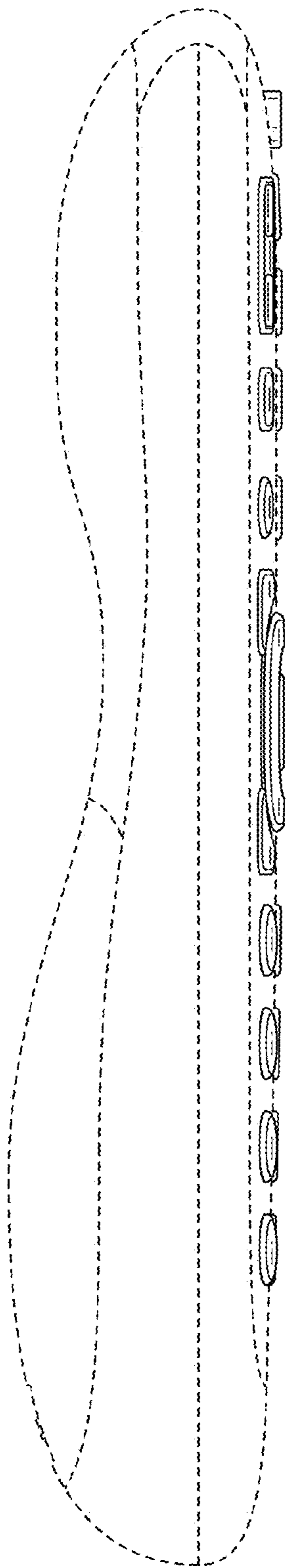


FIG. 3

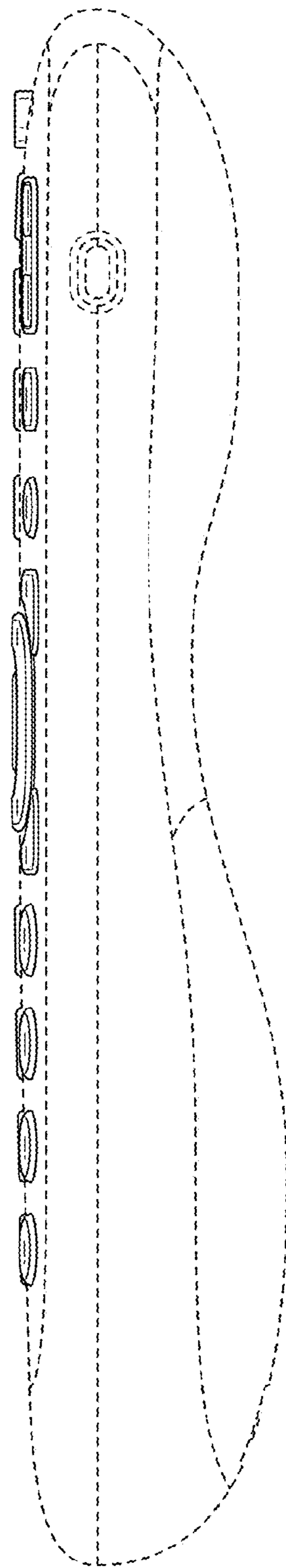


FIG. 4

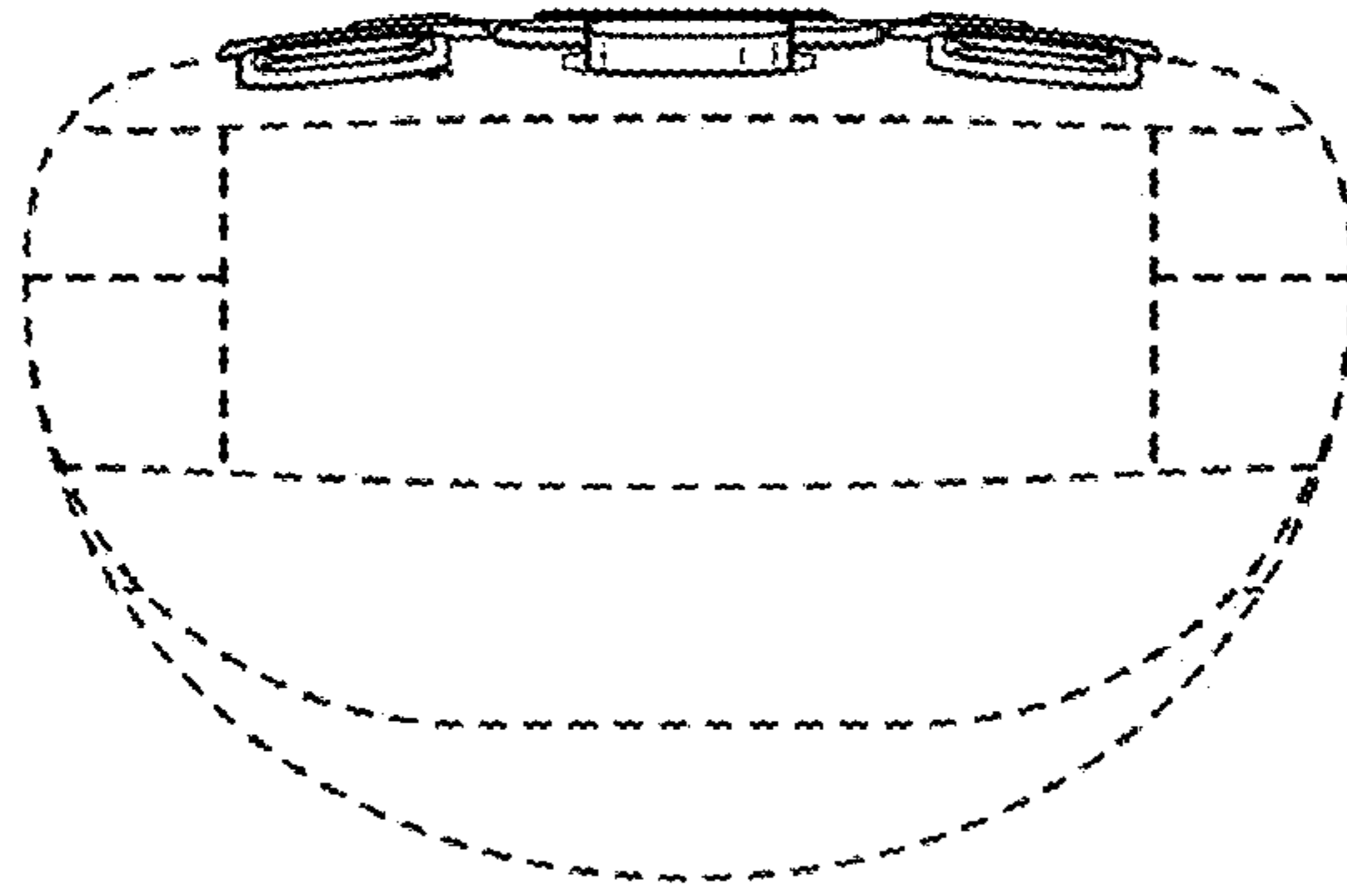


FIG. 5

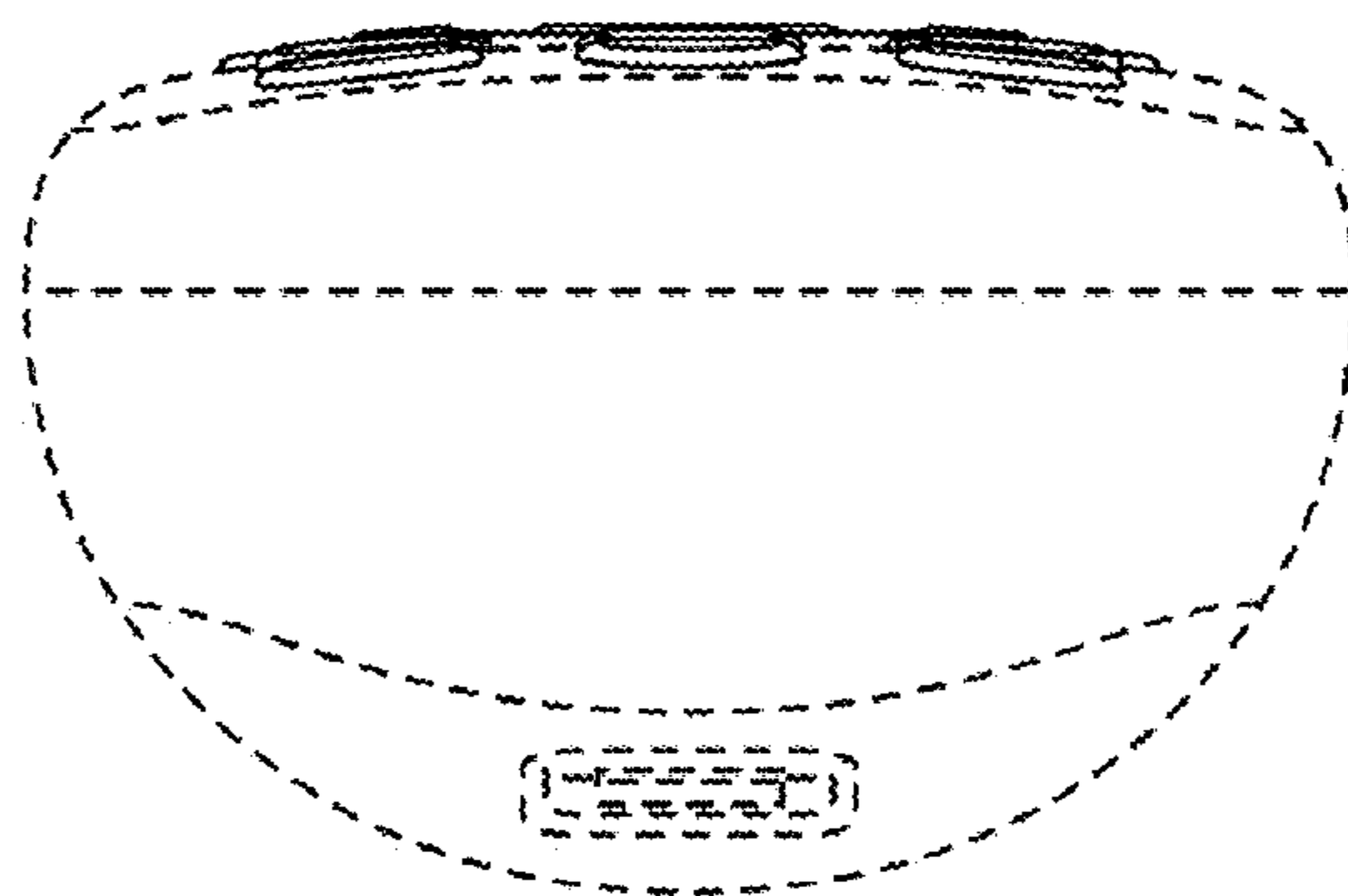


FIG. 6

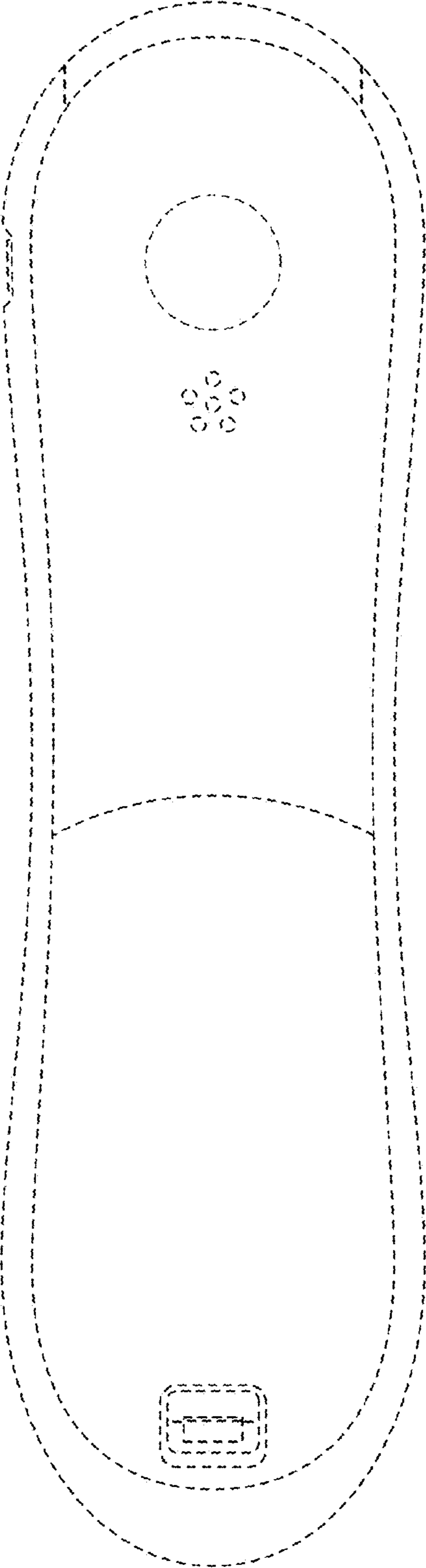


FIG. 7