



US00D649528S

(12) **United States Design Patent**  
**Park**

(10) **Patent No.:** **US D649,528 S**

(45) **Date of Patent:** **\*\* Nov. 29, 2011**

(54) **WIRELESS HEADSET**

(75) Inventor: **Min-Young Park**, Ansan-Si (KR)

(73) Assignee: **Samsung Electronics Co., Ltd.** (KR)

(\*\*) Term: **14 Years**

(21) Appl. No.: **29/380,145**

(22) Filed: **Dec. 1, 2010**

(30) **Foreign Application Priority Data**

Oct. 14, 2010 (KR) ..... 30-2010-0044561

(51) **LOC (9) Cl.** ..... **14-01**

(52) **U.S. Cl.** ..... **D14/205**

(58) **Field of Classification Search** ..... D14/205,  
D14/206, 223, 188, 192; 181/129, 130, 135;  
379/430, 430.01, 433.11; 381/380, 381;  
455/90.3, 575.1

See application file for complete search history.

(56) **References Cited**

**U.S. PATENT DOCUMENTS**

D270,634 S *	9/1983	Ungar	.....	D14/205
D310,081 S *	8/1990	Daido et al.	.....	D14/205
D316,861 S *	5/1991	Yoda et al.	.....	D14/205
D321,879 S *	11/1991	Emmerling	.....	D14/192
D323,167 S *	1/1992	Yamazaki et al.	.....	D14/205
D338,010 S *	8/1993	Yamatogi	.....	D14/205
D340,033 S *	10/1993	Okumura et al.	.....	D14/192
D342,946 S *	1/1994	Hyogo	.....	D14/192

D342,947 S *	1/1994	Totsuka	.....	D14/192
D352,036 S *	11/1994	Sekita	.....	D14/192
D358,388 S *	5/1995	Nakamura et al.	.....	D14/205
D386,181 S *	11/1997	Fisher	.....	D14/205
D394,062 S *	5/1998	Chun	.....	D14/192
D439,574 S *	3/2001	Katayama	.....	D14/203.5
D484,485 S *	12/2003	Matsuoka	.....	D14/205
D516,540 S *	3/2006	Beauchemin et al.	.....	D14/192
D534,155 S *	12/2006	Obata	.....	D14/205
D540,301 S *	4/2007	Obata	.....	D14/205
D592,640 S *	5/2009	Tkachuk	.....	D14/205
D593,995 S *	6/2009	Shimizu	.....	D14/205
D625,705 S *	10/2010	Ohuri et al.	.....	D14/205
D632,668 S *	2/2011	Brunner et al.	.....	D14/205
D633,471 S *	3/2011	Sugiyama	.....	D14/205
D634,732 S *	3/2011	Kondo et al.	.....	D14/205

\* cited by examiner

*Primary Examiner* — Paula Greene

(74) *Attorney, Agent, or Firm* — NSIP Law

(57) **CLAIM**

The ornamental design for a wireless headset, as shown and described.

**DESCRIPTION**

FIG. 1 is a perspective view of a wireless headset;  
FIG. 2 is a front view of the wireless headset of FIG. 1;  
FIG. 3 is a rear view of the wireless headset of FIG. 1;  
FIG. 4 is a left-side view of the wireless headset of FIG. 1;  
FIG. 5 is a right-side view of the wireless headset of FIG. 1;  
FIG. 6 is a top plan view of the wireless headset of FIG. 1; and,  
FIG. 7 is a bottom plan view of the wireless headset of FIG. 1.

**1 Claim, 5 Drawing Sheets**

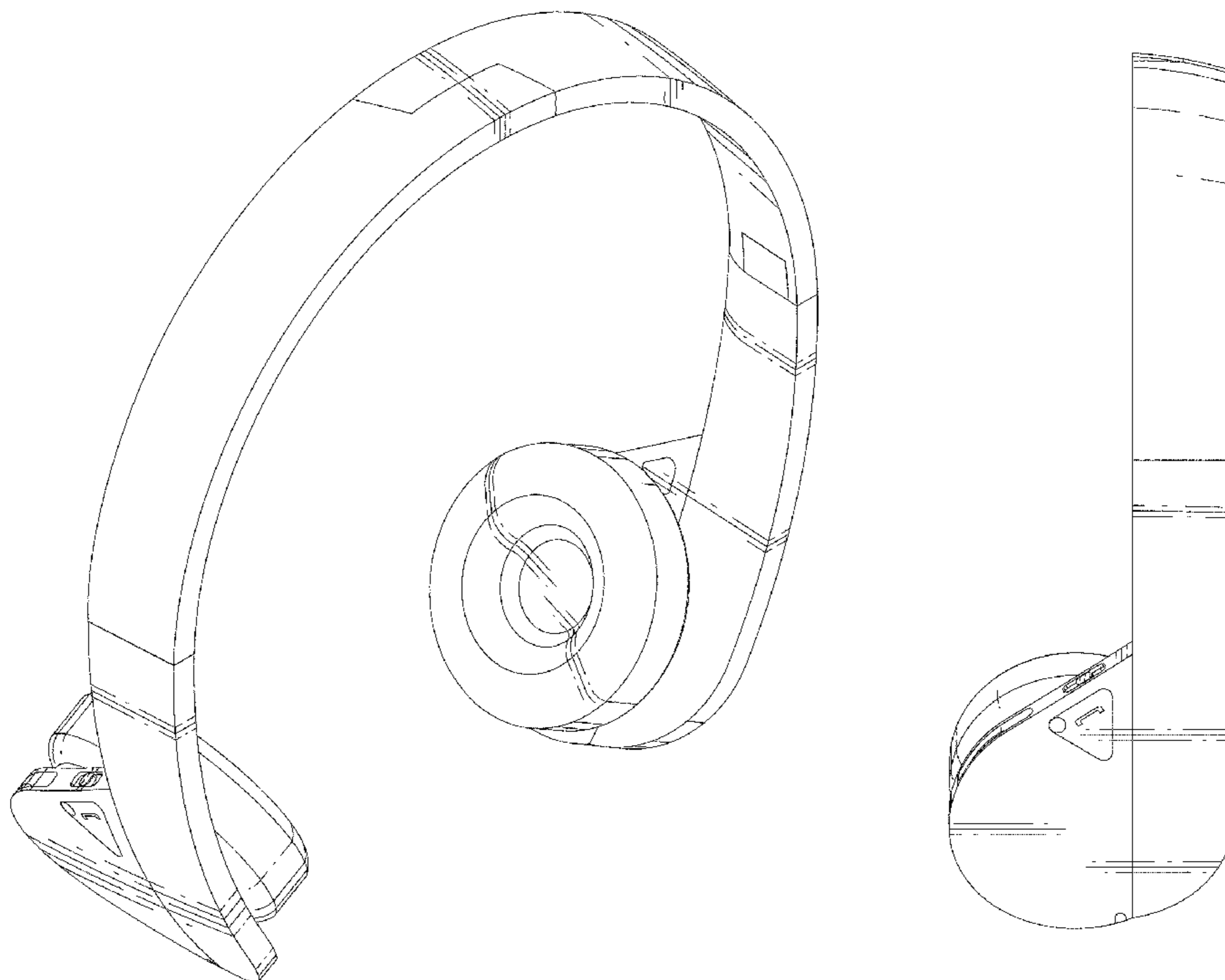


FIG. 1

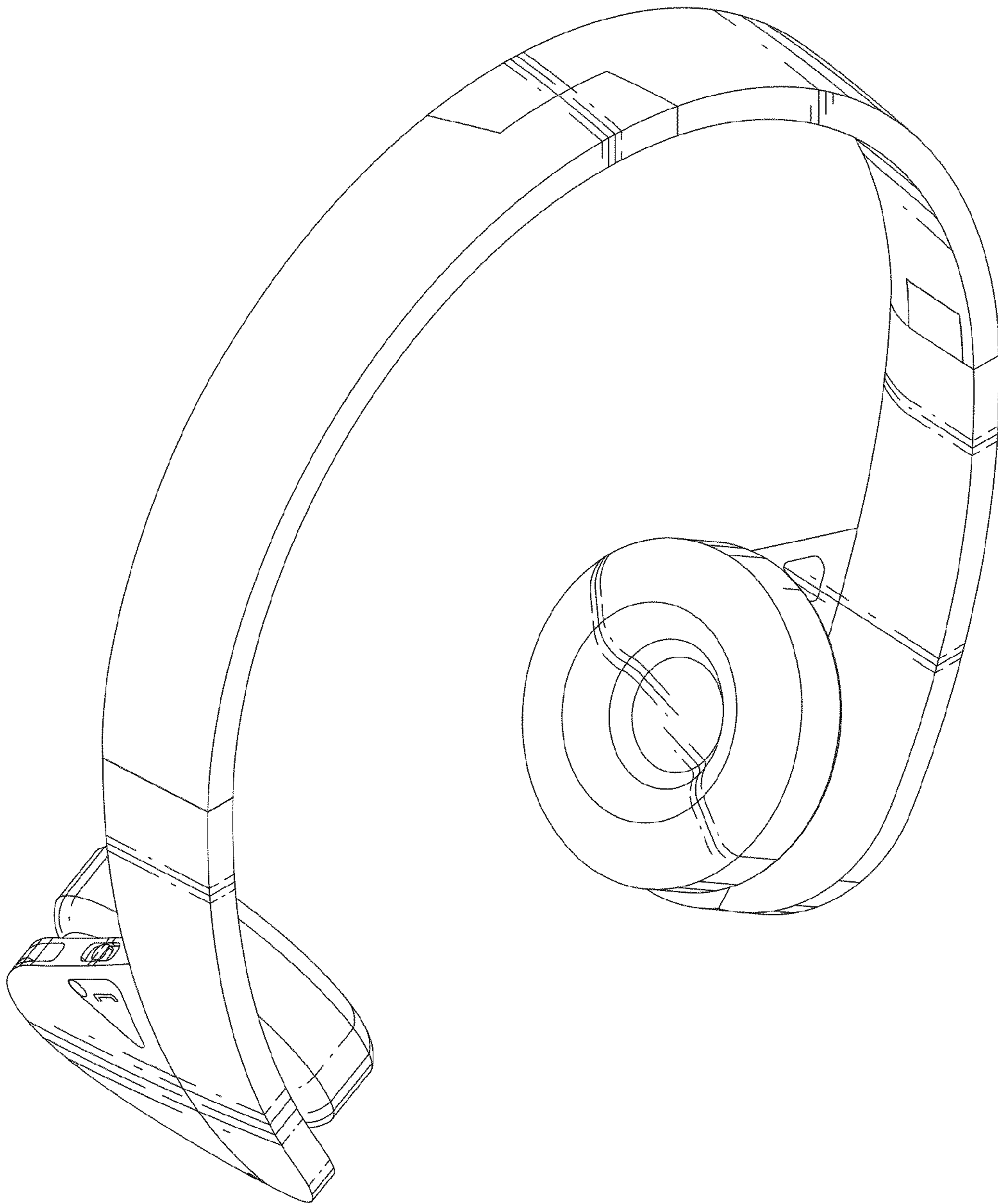


FIG. 2




FIG. 3



FIG. 4




FIG. 5

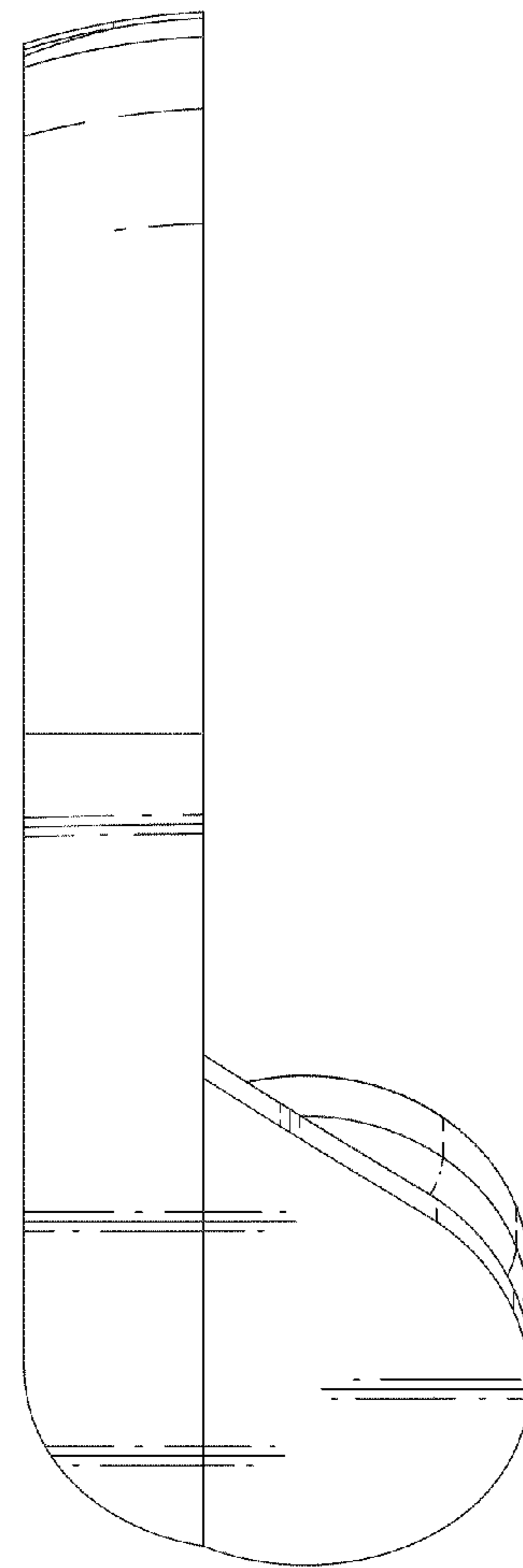


FIG. 6

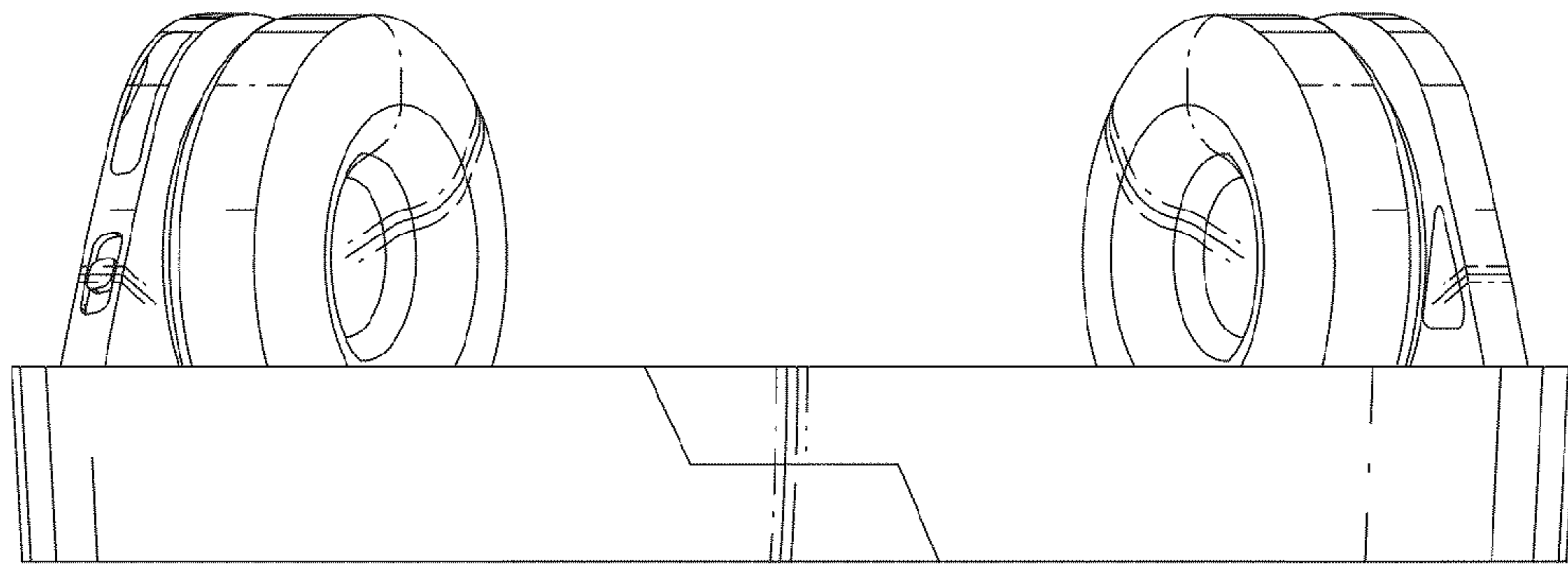


FIG. 7

