



US00D649483S

(12) **United States Design Patent**
Ebeling

(10) **Patent No.:** **US D649,483 S**

(45) **Date of Patent:** **** Nov. 29, 2011**

(54) **BASEBALL / SOFTBALL SCORE KEEPING DEVICE**

(76) Inventor: **Bonnie C. Ebeling**, Rosemount, MN (US)

(**) Term: **14 Years**

(21) Appl. No.: **29/387,926**

(22) Filed: **Mar. 21, 2011**

(51) **LOC (9) Cl.** **21-01**

(52) **U.S. Cl.** **D10/46.1**

(58) **Field of Classification Search** D21/324-328; D10/46.1; 116/222-225; 235/90, 1 B
See application file for complete search history.

(56) **References Cited**

U.S. PATENT DOCUMENTS

213,113	A *	3/1879	Jones et al.	116/222
2,992,495	A *	7/1961	Perreira	434/246
3,811,205	A *	5/1974	Pitzler	434/203
4,210,093	A *	7/1980	Baker	116/222
4,912,307	A *	3/1990	Shade et al.	235/123

D368,863	S *	4/1996	Ballard	D10/46.1
5,702,102	A *	12/1997	Ballard	273/148 R
6,511,066	B1 *	1/2003	Durrant	273/148 R
D598,790	S *	8/2009	Denessen et al.	D10/46.1
D630,111	S *	1/2011	LaPierre	D10/46.1

* cited by examiner

Primary Examiner — Prabhakar Deshmukh

(57) **CLAIM**

The ornamental design for a baseball/softball score keeping device, as shown and described.

DESCRIPTION

FIG. 1 is a perspective view of a baseball/softball score keeping device showing my new design; FIG. 2 is a front elevational view thereof; FIG. 3 is a left side elevational view thereof, the right side elevational view being a mirror image thereof; and, FIG. 4 is a rear elevational view thereof. The broken lines are for illustrative purpose only and from no part of the claimed design.

1 Claim, 3 Drawing Sheets

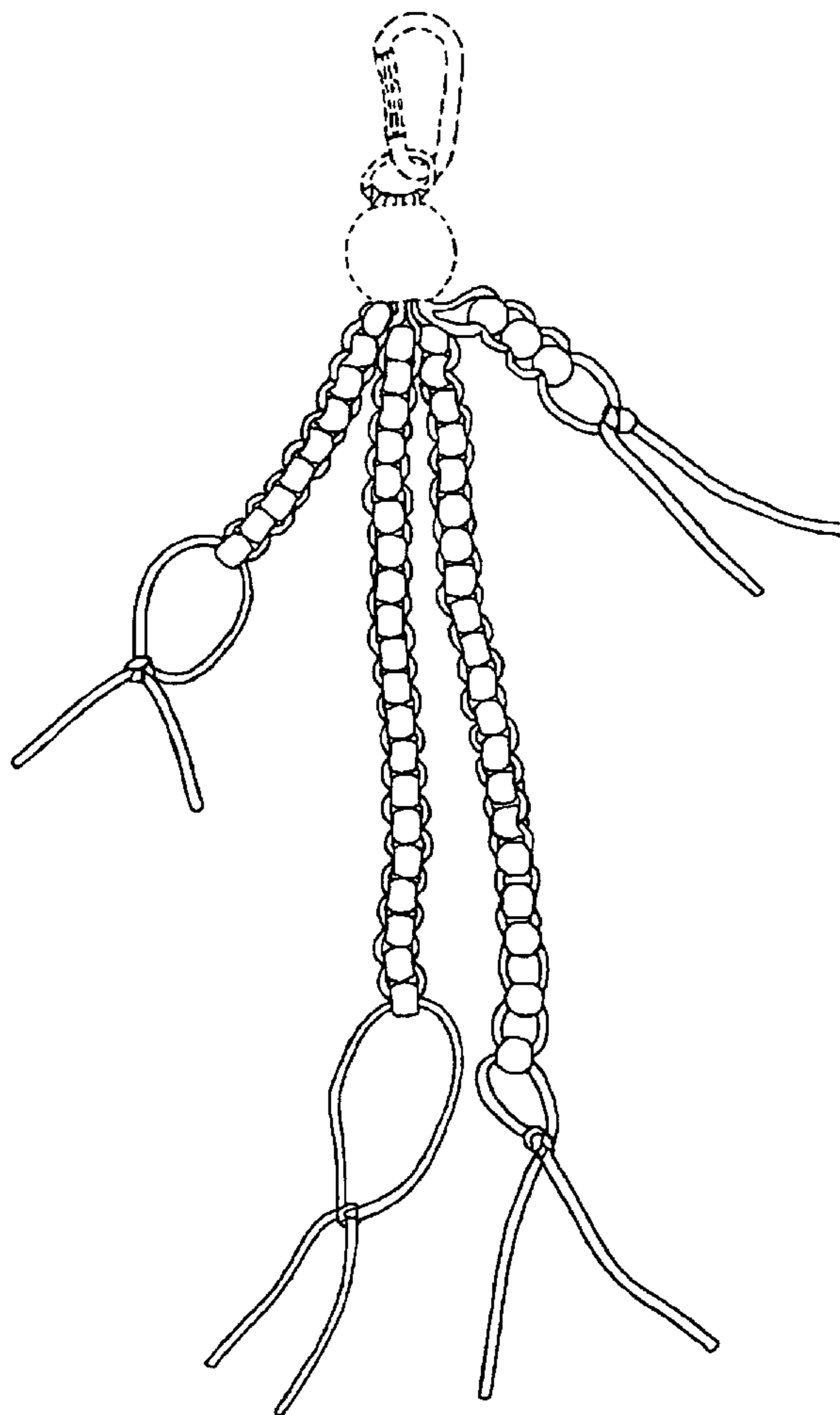


Fig. 1

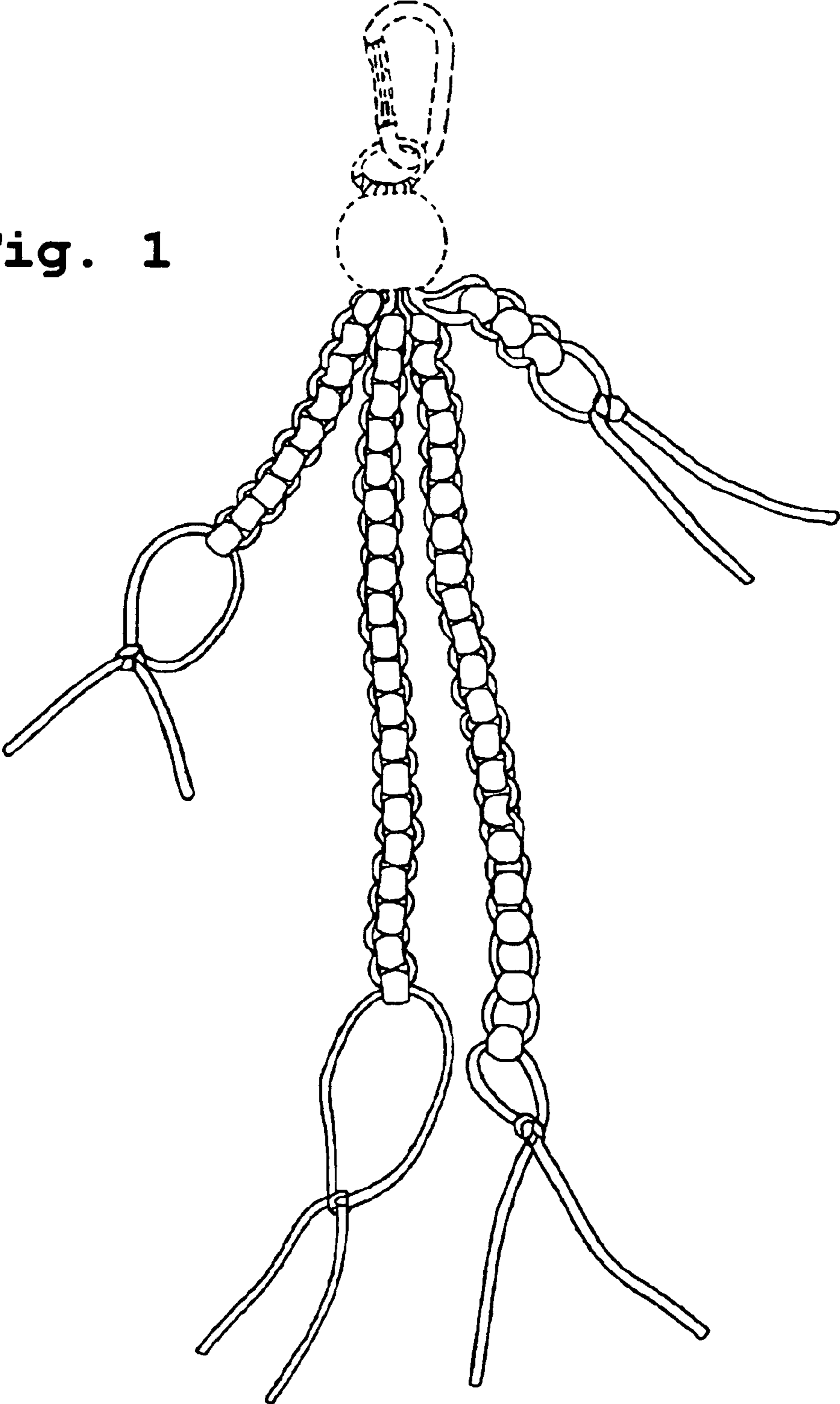


Fig. 2

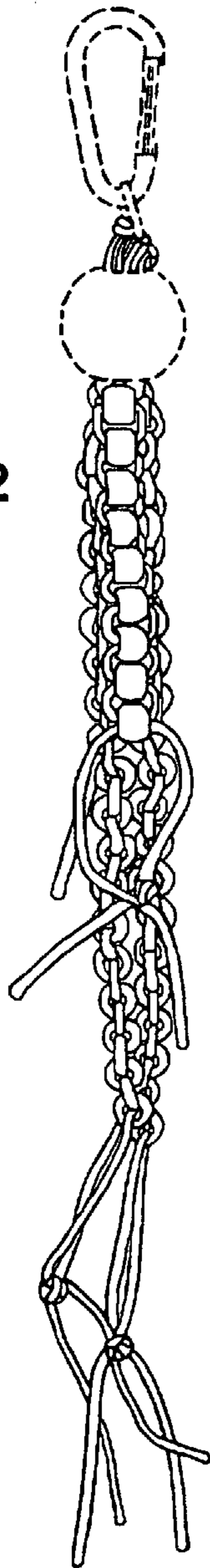


Fig. 3

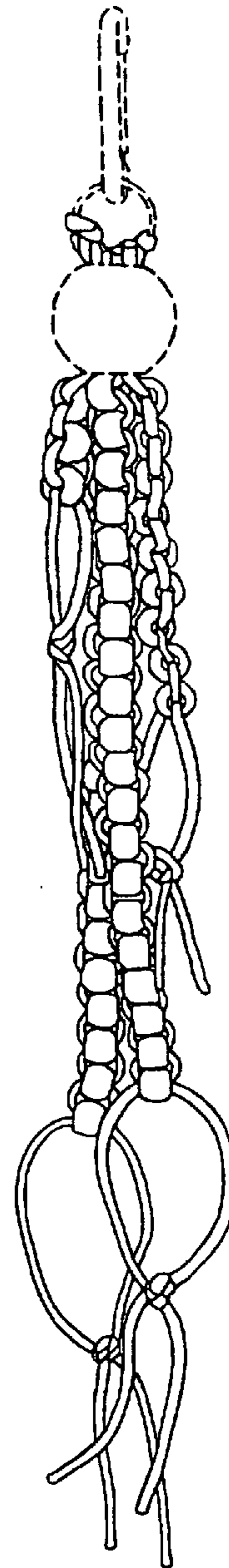


Fig. 4

