



US00D649473S

(12) **United States Design Patent**
Zach et al.

(10) **Patent No.:** **US D649,473 S**

(45) **Date of Patent:** **** Nov. 29, 2011**

(54) **BOTTLE**

(75) Inventors: **Steven A. Zach**, Waterford, WI (US);
Daniel I. Saper, Milwaukee, WI (US);
Leah Pelowski, Milwaukee, WI (US);
Mark J. Van Handel, Greenfield, WI
(US); **Michael D. Delong**, Waterdown
(CA); **Matthew J. Forst**, Oak Creek, WI
(US)

(73) Assignee: **S. C. Johnson & Son, Inc.**, Racine, WI
(US)

(**) Term: **14 Years**

(21) Appl. No.: **29/380,588**

(22) Filed: **Dec. 8, 2010**

(51) **LOC (9) Cl.** **09-01**

(52) **U.S. Cl.** **D9/563; D9/571; D9/574**

(58) **Field of Classification Search** D9/516,
D9/529-530, 541-546, 550, 552, 559-560,
D9/563, 565, 571-575, 682-694; 215/379,
215/381-382, 384; 220/660, 662, 669
See application file for complete search history.

(56) **References Cited**

U.S. PATENT DOCUMENTS

D243,657 S *	3/1977	Strand	D9/542
D282,640 S *	2/1986	Beaver et al.	D9/542
D290,342 S *	6/1987	Lyons	D9/571
D327,011 S	6/1992	Wefler		
D375,900 S *	11/1996	DeVore	D9/563
D379,765 S	6/1997	Hencher		
D394,211 S	5/1998	Kuzma et al.		

D532,697 S *	11/2006	Francis	D9/571
D555,484 S *	11/2007	Norris et al.	D9/529
D555,500 S *	11/2007	Johnston et al.	D9/563
D561,034 S *	2/2008	Francis	D9/530
D584,635 S *	1/2009	Montgomery	D9/571
D585,746 S *	2/2009	Dodge et al.	D9/516
D585,747 S *	2/2009	Dodge et al.	D9/516
D585,755 S *	2/2009	Dodge et al.	D9/563
D607,737 S	1/2010	MacCarthy		
D616,756 S	6/2010	Schlies et al.		
D642,065 S *	7/2011	Araujo et al.	D9/563
8,016,162 B2 *	9/2011	Cleary et al.	222/215

* cited by examiner

Primary Examiner — Carol P Rademaker

(57) **CLAIM**

The ornamental design for a bottle, substantially as shown and described.

DESCRIPTION

FIG. 1 is a top, front, right side isometric view of a bottle of the claimed design;

FIG. 2 is a front elevational view thereof, the rear elevational view being a mirror image except for the unclaimed threads;

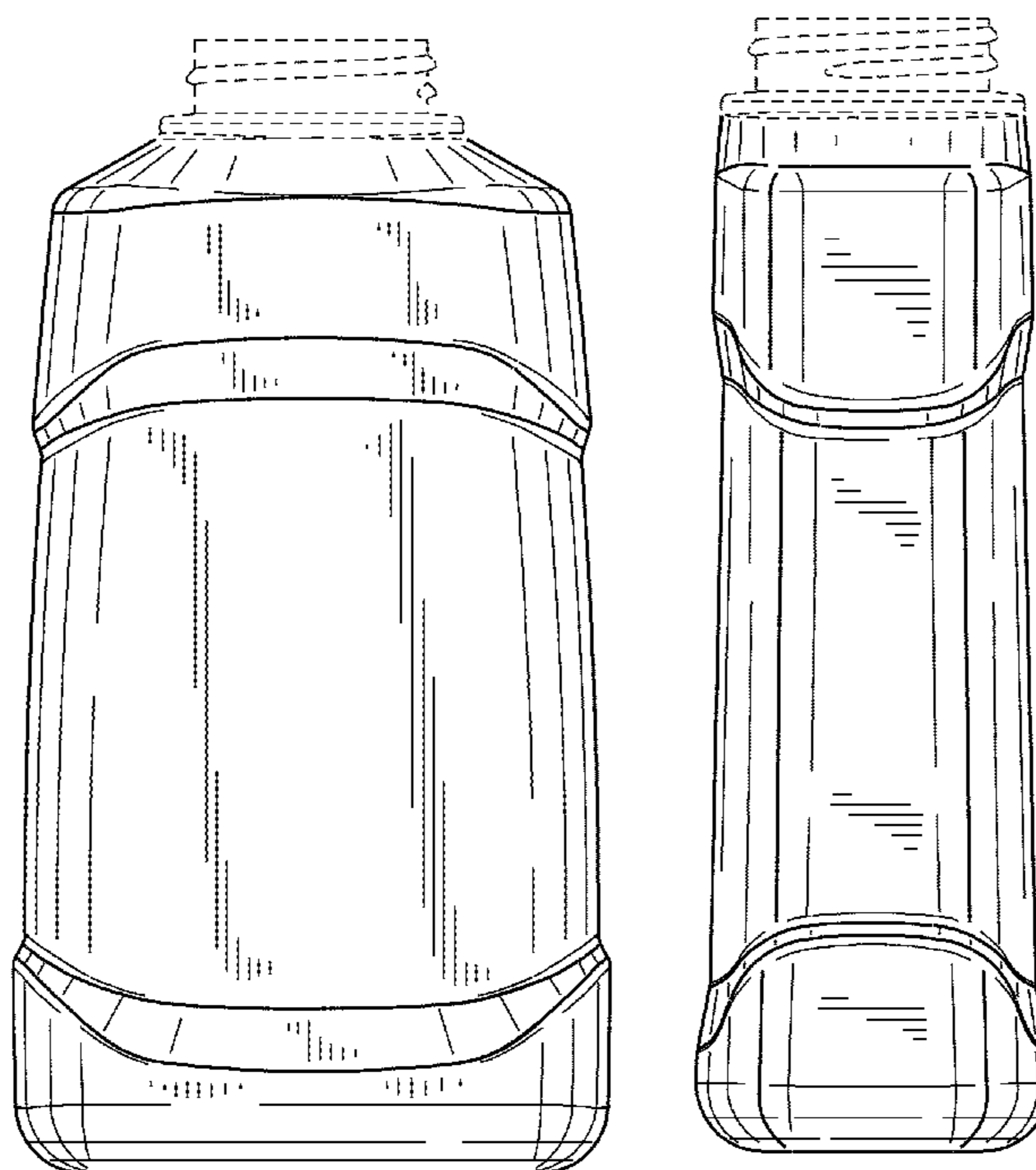
FIG. 3 is a right side elevational view thereof, the left side elevational view being a mirror image except for the unclaimed threads;

FIG. 4 is a top plan view thereof; and,

FIG. 5 is a bottom plan view thereof.

The broken lines shown in the drawings are for the purpose of illustrating environmental structure and form no part of the claimed design.

1 Claim, 2 Drawing Sheets






FIG. 1




FIG. 2




FIG. 3

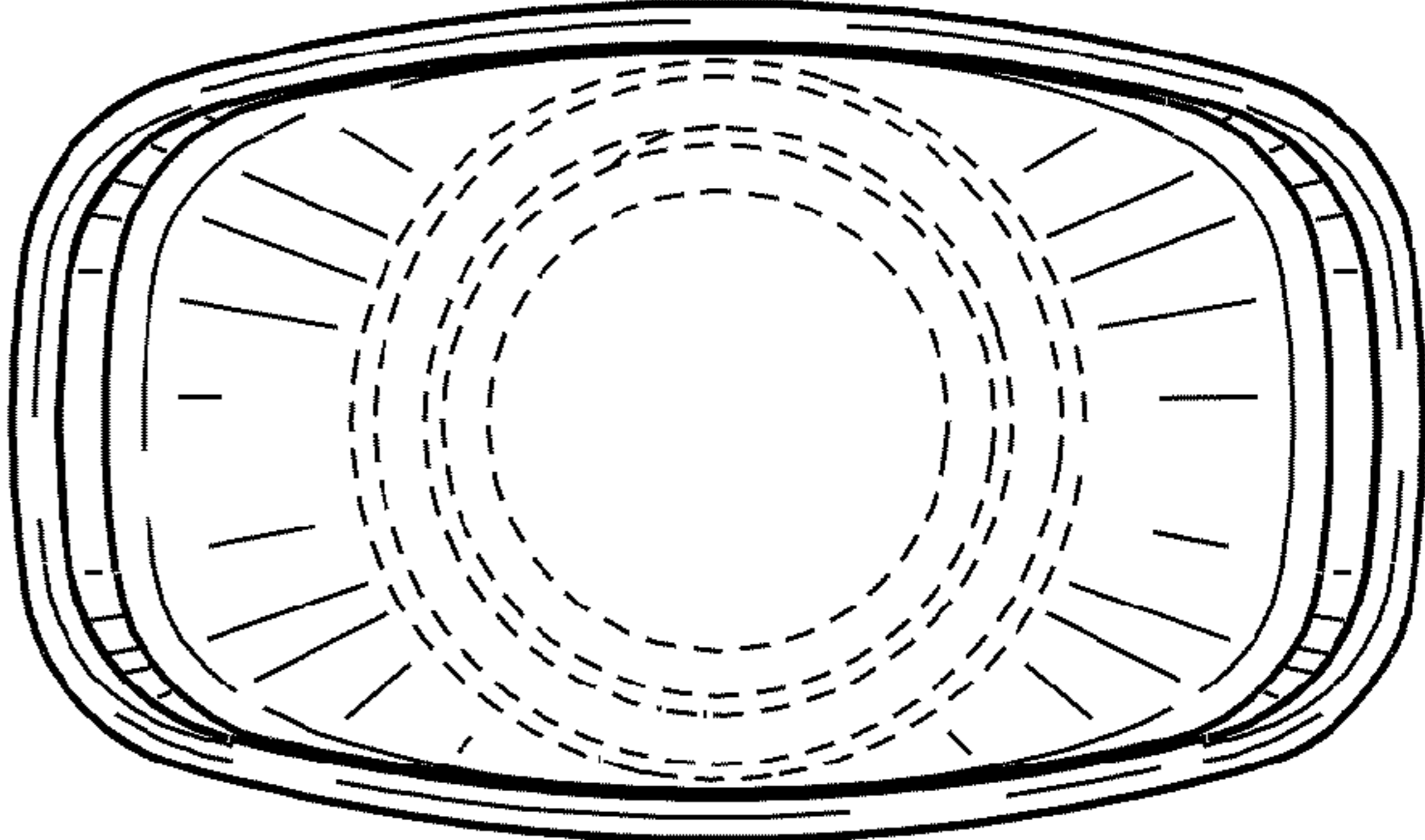


FIG. 4

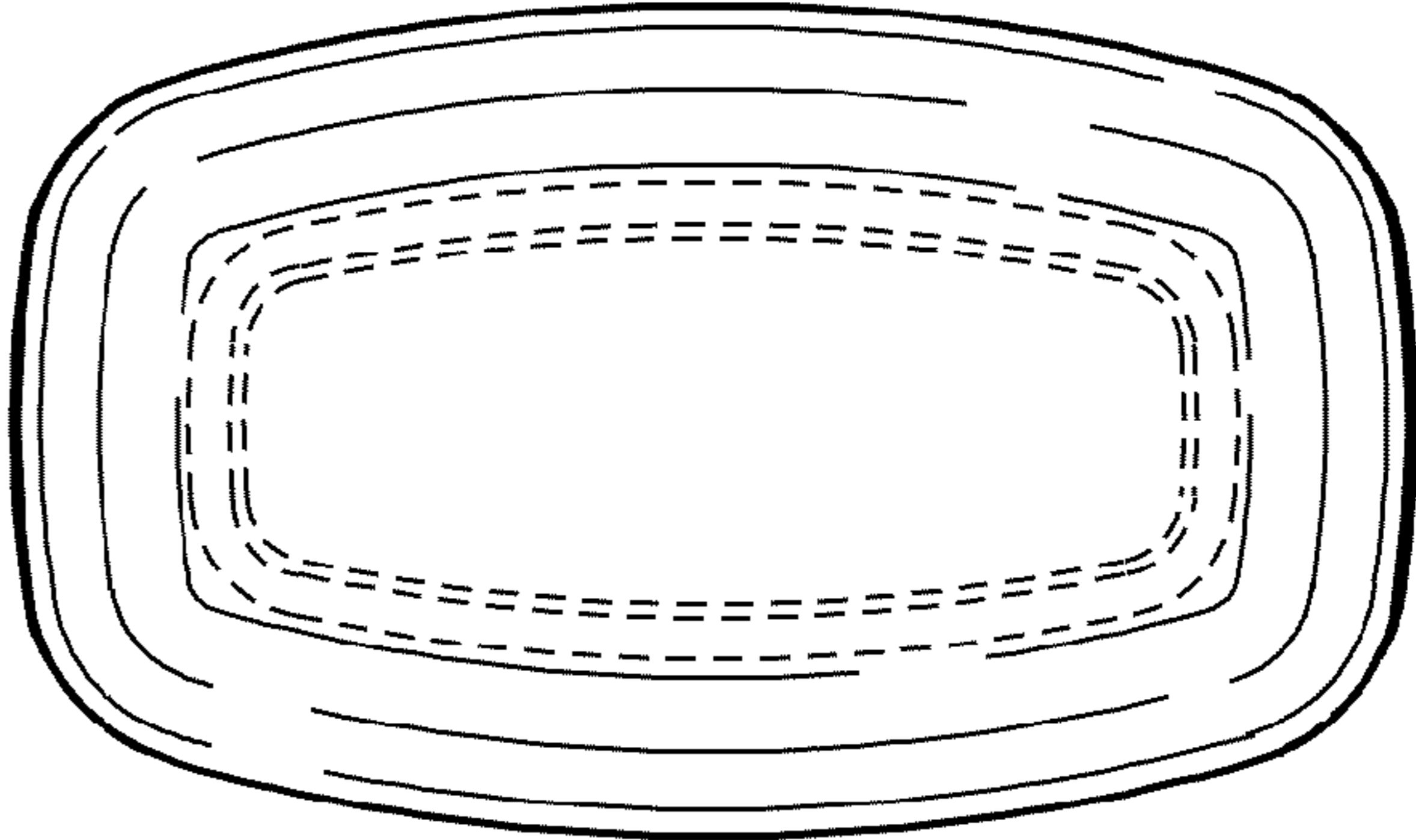


FIG. 5