



US00D649461S

(12) **United States Design Patent**  
**Harrison et al.**

(10) **Patent No.:** **US D649,461 S**

(45) **Date of Patent:** **\*\* Nov. 29, 2011**

(54) **FLUID INJECTOR CONTAINER**

(75) Inventors: **Barry Harrison**, Davisburg, MI (US);  
**Terrence D. Kalley**, Troy, MI (US);  
**Graig Adamski**, Troy, MI (US)

(73) Assignee: **Bright Solutions International LLC**,  
Troy, MI (US)

(\*\*) Term: **14 Years**

(21) Appl. No.: **29/329,756**

(22) Filed: **Dec. 19, 2008**

(51) **LOC (9) Cl.** ..... **09-01**

(52) **U.S. Cl.** ..... **D9/500**

(58) **Field of Classification Search** ..... D9/682–694,  
D9/500–505, 516–575, 434–455, 764, 772,  
D9/776, 777; D23/223–227; 215/379–385;  
220/669–675, 608, 619, 623, 634, 640, 641,  
220/649, 656–659; 222/211, 212, 213, 215,  
222/321.7–321.9, 372, 373, 378, 379, 383.1,  
222/384–386, 398, 400.7, 400.8, 401, 402.1–402.25  
See application file for complete search history.

(56) **References Cited**

U.S. PATENT DOCUMENTS

376,503	A *	1/1888	Arnold	102/366
RE12,955	E *	5/1909	Keiner	220/619
1,535,994	A *	4/1925	Gates et al.	222/386
1,617,842	A *	2/1927	Grunberg	401/128
2,313,031	A *	3/1943	Parkhurst	222/107
2,647,714	A *	8/1953	Drill	248/106
2,733,842	A *	2/1956	Abplanalp	222/402.1
3,186,599	A *	6/1965	Levinson et al.	222/82
3,217,946	A *	11/1965	Cook	222/386
3,727,783	A *	4/1973	Carmichael	215/375
3,745,150	A *	7/1973	Corsover	215/379
D242,226	S *	11/1976	Lonegren	D9/448
D287,394	S *	12/1986	Yamamoto	D23/225

4,858,785	A *	8/1989	Wilkinson	222/145.3
D310,328	S *	9/1990	Dinand	D9/504
D332,280	S *	1/1993	Yoshida et al.	D18/43
D338,616	S *	8/1993	MacDonald et al.	D9/600
D347,571	S *	6/1994	Wacker	D9/688
D357,177	S *	4/1995	Labus	D9/690
D393,187	S *	4/1998	Shfaram	D8/1
5,988,443	A *	11/1999	Smith et al.	222/96
D417,848	S *	12/1999	Marshall	D9/503
6,155,066	A	12/2000	Chandler et al.	
6,196,016	B1	3/2001	Knowles et al.	
6,296,147	B1 *	10/2001	Trocola et al.	222/36
6,308,528	B2	10/2001	Knowles	
D459,438	S *	6/2002	Knowles	D23/225
6,442,958	B1	9/2002	Knowles	
6,457,602	B2 *	10/2002	Uchiyama	220/669
D475,630	S *	6/2003	Canino	D9/500
D490,321	S *	5/2004	Durant et al.	D9/551
6,807,976	B2	10/2004	Knowles	

(Continued)

FOREIGN PATENT DOCUMENTS

EM 000221510-0006 \* 11/2004

(Continued)

*Primary Examiner* — Catherine Tuttle

(74) *Attorney, Agent, or Firm* — Steptoe & Johnson LLP


(57) **CLAIM**

The ornamental design for a fluid injector container, as shown and described.

**DESCRIPTION**

FIG. 1 is a side elevation view showing a first embodiment of the fluid injector container, the surfaces seen in elevation being circular in a plan view; and, FIG. 2 is a side view showing a second embodiment of the fluid injector container, the surface seen in elevation being circular in a plan view.

**1 Claim, 1 Drawing Sheet**



# US D649,461 S

Page 2

---

## U.S. PATENT DOCUMENTS

D499,338 S \* 12/2004 Mulder et al. .... D9/500  
6,851,442 B2 2/2005 Knowles et al.  
D503,343 S \* 3/2005 Canino ..... D9/549  
6,884,055 B2 \* 4/2005 Cox ..... 425/110  
6,889,519 B2 5/2005 Knowles  
D538,169 S \* 3/2007 Nosselbock ..... D9/550  
7,677,419 B2 \* 3/2010 DiGregorio et al. .... 222/386

2003/0006209 A1\* 1/2003 Stefen et al. .... 215/386  
2009/0151807 A1\* 6/2009 Davis et al. .... 141/1

## FOREIGN PATENT DOCUMENTS

GB DES. 1058242 \* 10/1989  
GB DES. 2001335 \* 3/1990

\* cited by examiner




Fig. 1




Fig. 2