

US00D649441S

(12) **United States Design Patent**  
**Griffin**

(10) **Patent No.:** **US D649,441 S**

(45) **Date of Patent:** **\*\* Nov. 29, 2011**

- (54) **ANCHOR RAISING APPARATUS**
- (75) Inventor: **Mark Griffin**, Hollywood, FL (US)
- (73) Assignee: **Griffin Clip, Inc.**, Hollywood, FL (US)
- (\*\*) Term: **14 Years**
- (21) Appl. No.: **29/366,025**
- (22) Filed: **Jul. 19, 2010**
- (51) **LOC (9) Cl.** ..... **08-05**
- (52) **U.S. Cl.** ..... **D8/370**
- (58) **Field of Classification Search** ..... D8/370,  
D8/356; 52/712-713, 715  
See application file for complete search history.

- D518,364 S \* 4/2006 DeBiasio, Jr. .... D8/370
- D600,102 S \* 9/2009 Larkin ..... D8/370
- D615,849 S \* 5/2010 Williams ..... D8/370
- D627,210 S \* 11/2010 Williams ..... D8/370

\* cited by examiner

*Primary Examiner* — Holly Baynham

(74) *Attorney, Agent, or Firm* — Mark D. Bowen, Esq.;  
Malin Haley DiMaggio Bowen & Lhota, P.A.

(57) **CLAIM**

The ornamental design for an anchor raising apparatus, as shown and described.

**DESCRIPTION**

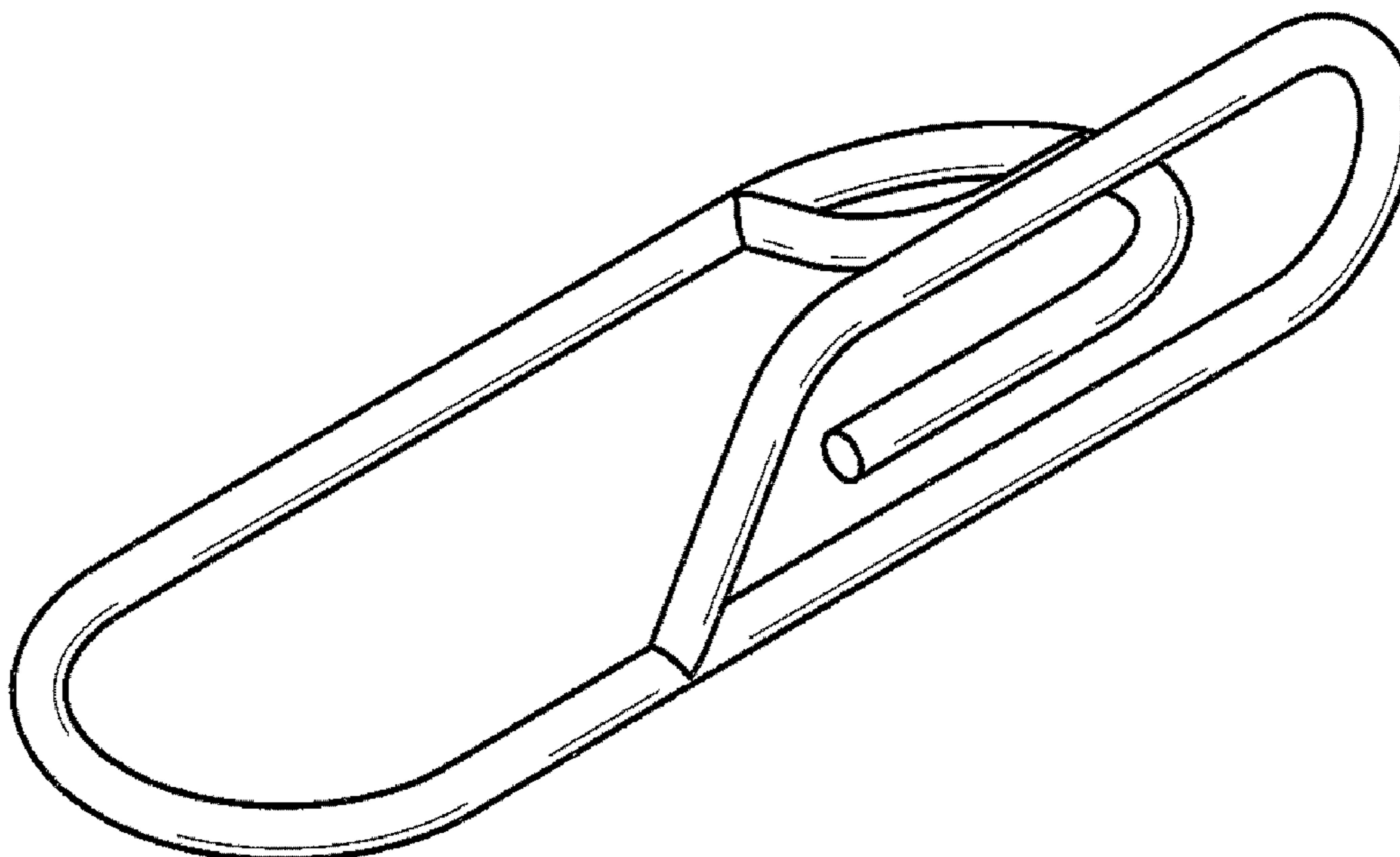
FIG. 1 is a lower end perspective view in accordance with the present invention;  
 FIG. 2 is an upper end perspective view thereof;  
 FIG. 3 is a top plan view thereof;  
 FIG. 4 is a bottom plan view thereof;  
 FIG. 5 is a right side view thereof;  
 FIG. 6 is a left side view thereof;  
 FIG. 7 is an upper end view thereof; and,  
 FIG. 8 is a lower end view thereof.

**1 Claim, 3 Drawing Sheets**

(56) **References Cited**

U.S. PATENT DOCUMENTS

3,094,095	A	6/1963	Litchfield et al.	
3,913,514	A	10/1975	Reynolds	
4,067,287	A	1/1978	Sabella	
4,161,922	A	7/1979	Fogg	
5,666,899	A	9/1997	Andersen	
5,797,340	A	8/1998	Peeters	
D488,996	S *	4/2004	DeBiasio, Jr. ....	D8/370
D499,956	S *	12/2004	Wall .....	D8/370



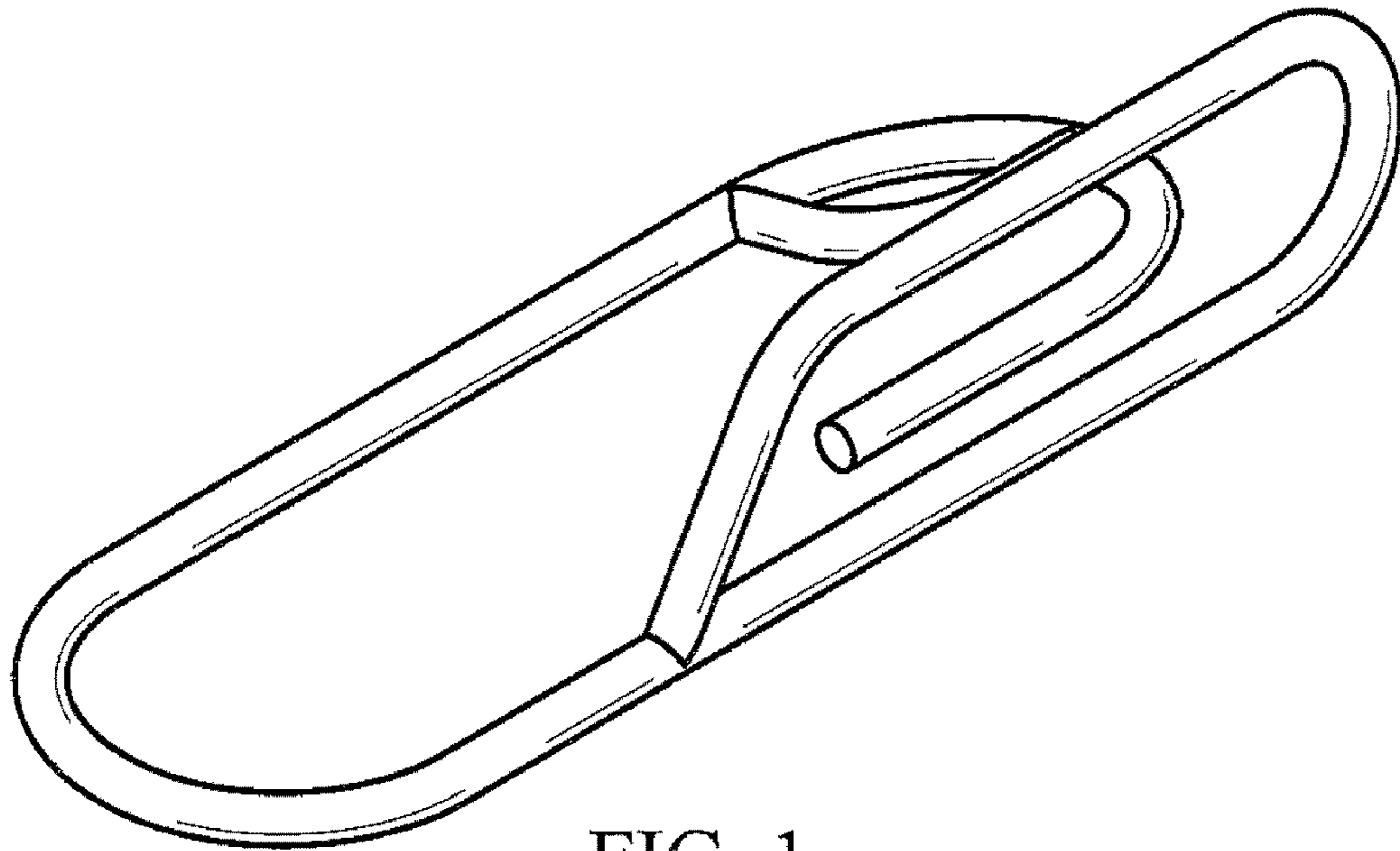


FIG. 1

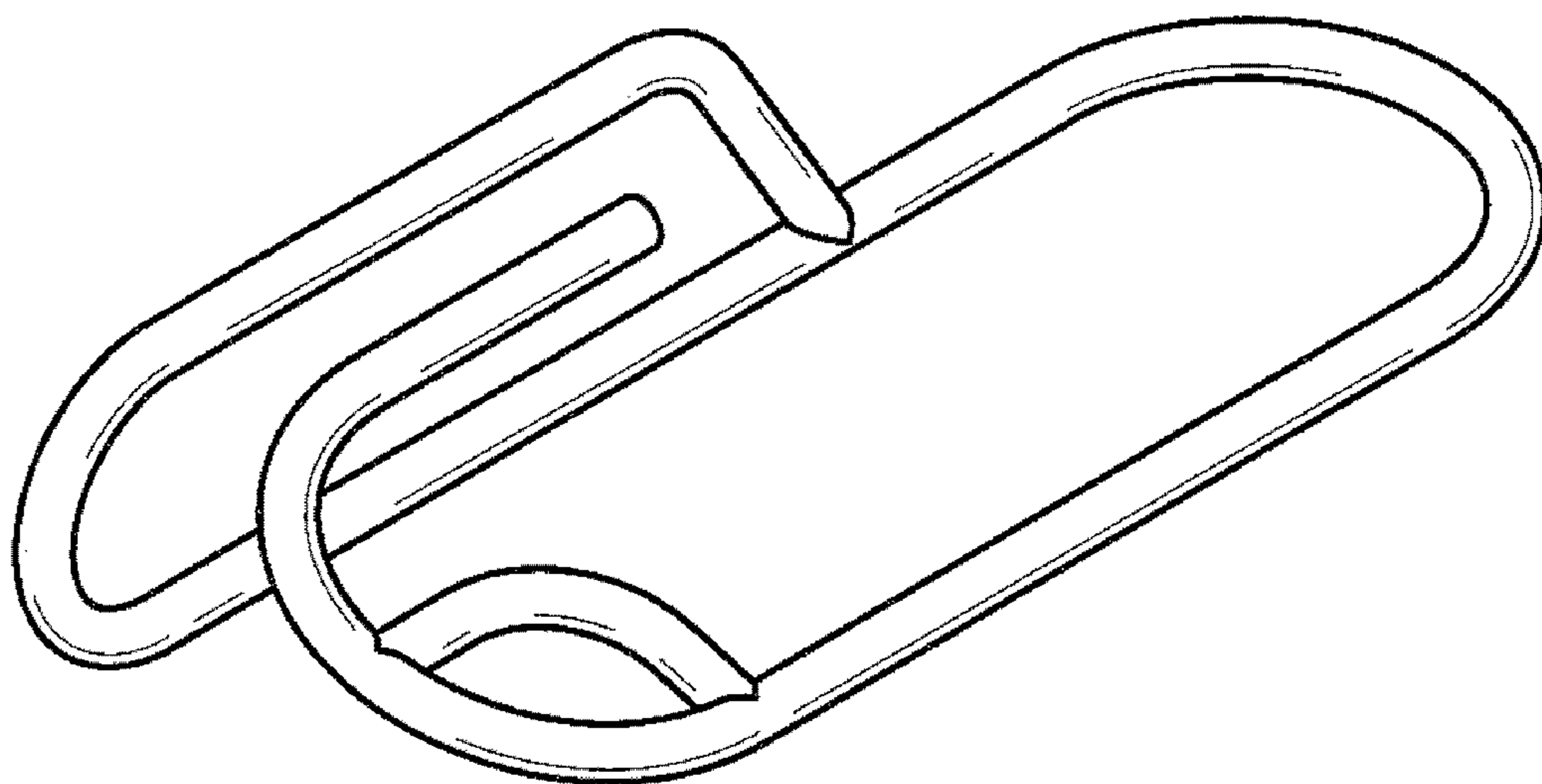


FIG. 2




FIG. 3




FIG. 4

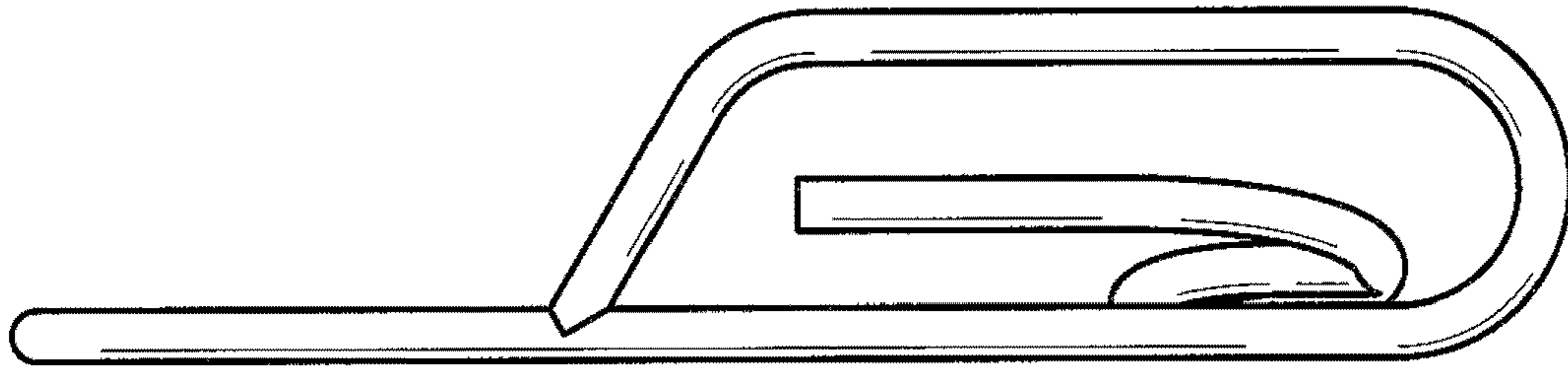


FIG. 5

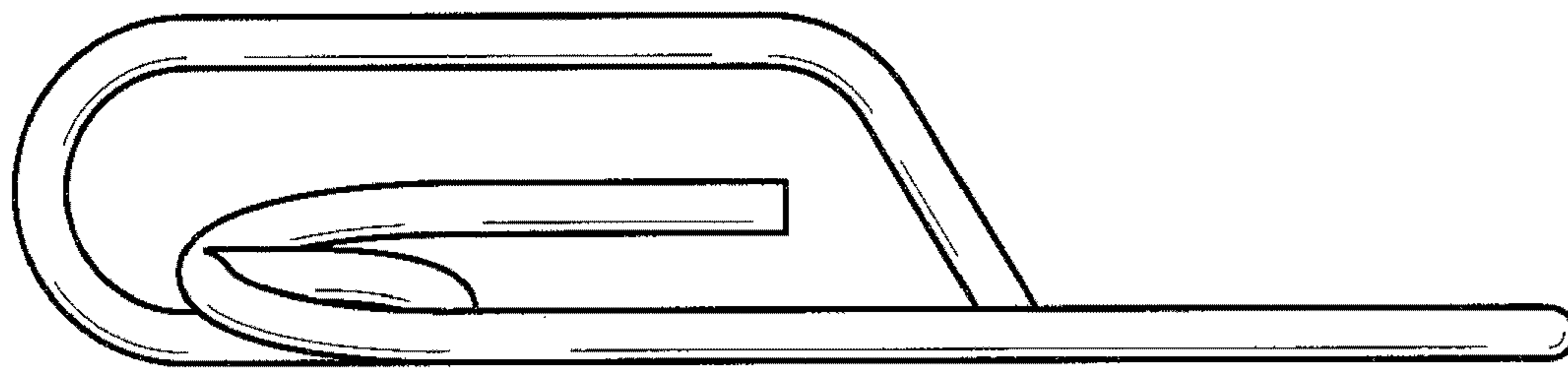


FIG. 6



FIG. 7

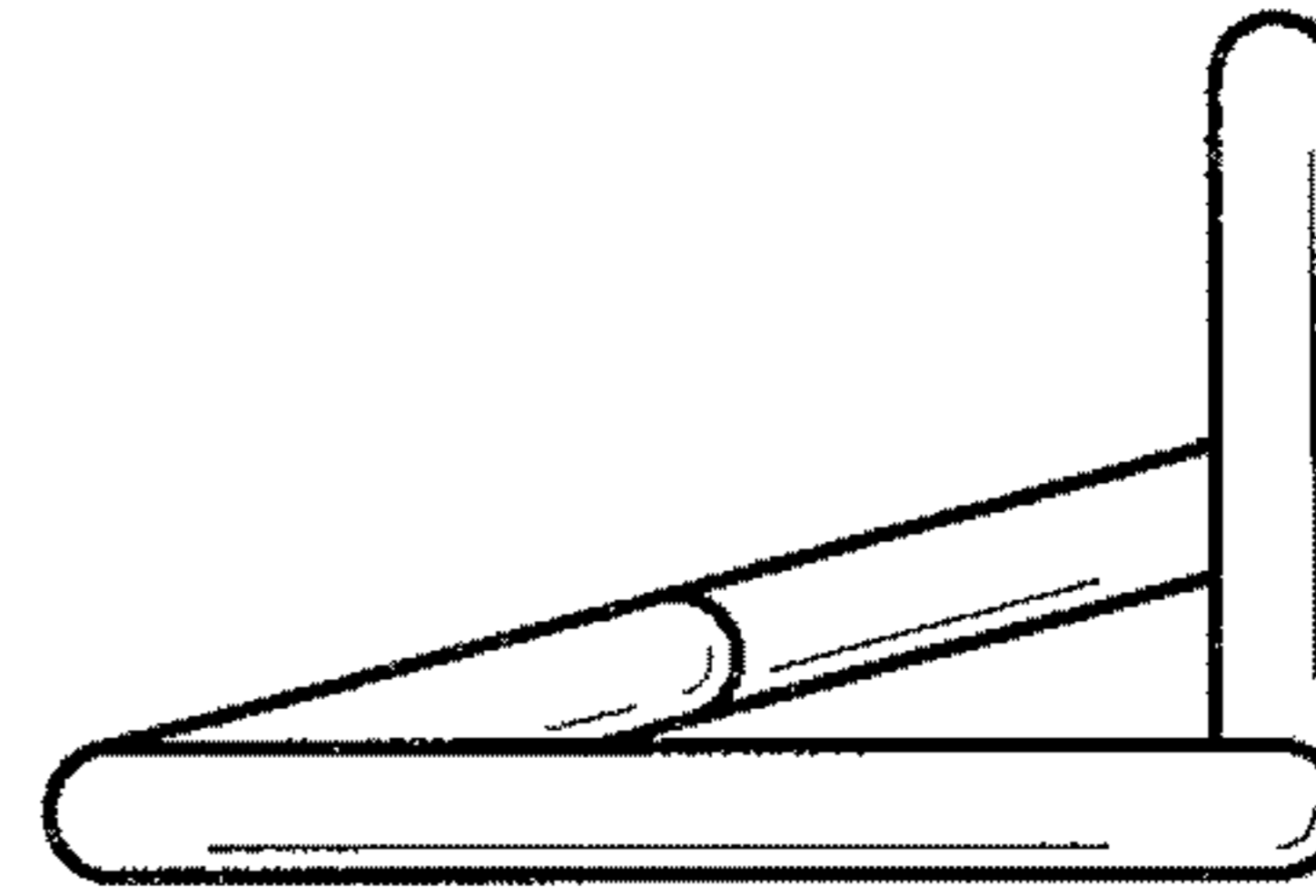


FIG. 8