



US00D649428S

(12) **United States Design Patent**
Mattson

(10) **Patent No.:** **US D649,428 S**

(45) **Date of Patent:** **** Nov. 29, 2011**

(54) **CABINET HANDLE**

(75) Inventor: **Deborah D. Mattson**, Plainwell, MI
(US)

(73) Assignee: **Belwith Products, LLC**, Grandville, MI
(US)

(**) Term: **14 Years**

(21) Appl. No.: **29/383,878**

(22) Filed: **Jan. 24, 2011**

(51) **LOC (9) Cl.** **08-06**

(52) **U.S. Cl.** **D8/317**

(58) **Field of Classification Search** D8/315,
D8/316, 317, 319, 320, 305, DIG. 1; D28/41,
D28/42; 132/275; 16/110.1, 412
See application file for complete search history.

(56) **References Cited**

U.S. PATENT DOCUMENTS

D196,228 S *	9/1963	Gorton	D8/317
D202,695 S *	11/1965	Maize	D8/318
D431,444 S *	10/2000	Short	D8/316
D431,445 S *	10/2000	Short	D8/316
D451,782 S *	12/2001	Dewald	D8/317
D561,557 S *	2/2008	McConnell	D8/316

D575,135 S *	8/2008	Hoernig	D8/316
D575,622 S *	8/2008	Krumpe	D8/315
D581,768 S *	12/2008	Matijevic	D8/315
D587,982 S *	3/2009	Mattson et al.	D8/317
D602,337 S *	10/2009	Hanes	D8/316
D642,445 S *	8/2011	Roe et al.	D8/317

* cited by examiner

Primary Examiner — Paula Greene

(74) *Attorney, Agent, or Firm* — Vangelis Economou;
Economou IP Law

(57) **CLAIM**

The ornamental design for a cabinet handle, as shown and described.

DESCRIPTION

FIG. 1 is a perspective view of the cabinet handle showing my new design;

FIG. 2 is a reduced front elevation view thereof;

FIG. 3 is a back elevational view thereof;

FIG. 4 is a right side view thereof;

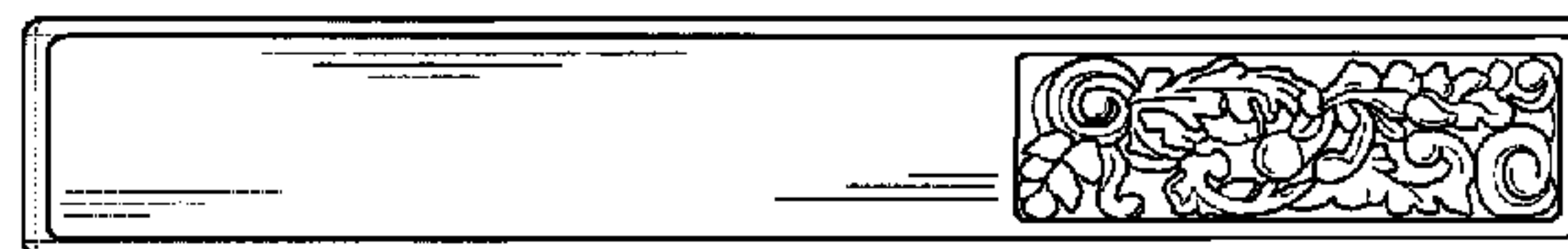
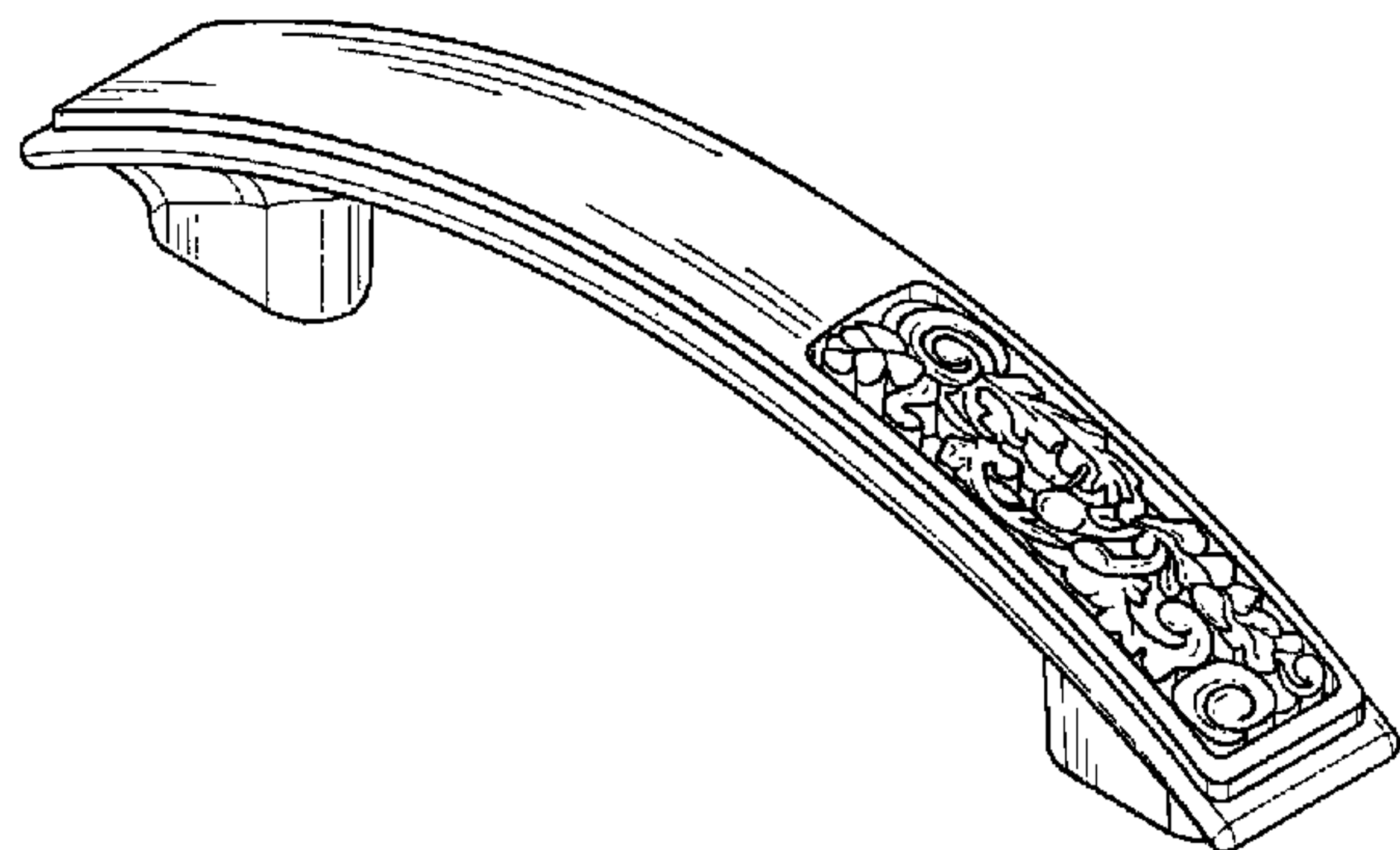
FIG. 5 is a left side view thereof;

FIG. 6 is a top view thereof; and,

FIG. 7 is a bottom view thereof.

The broken lines form no part of the claimed design.

1 Claim, 3 Drawing Sheets



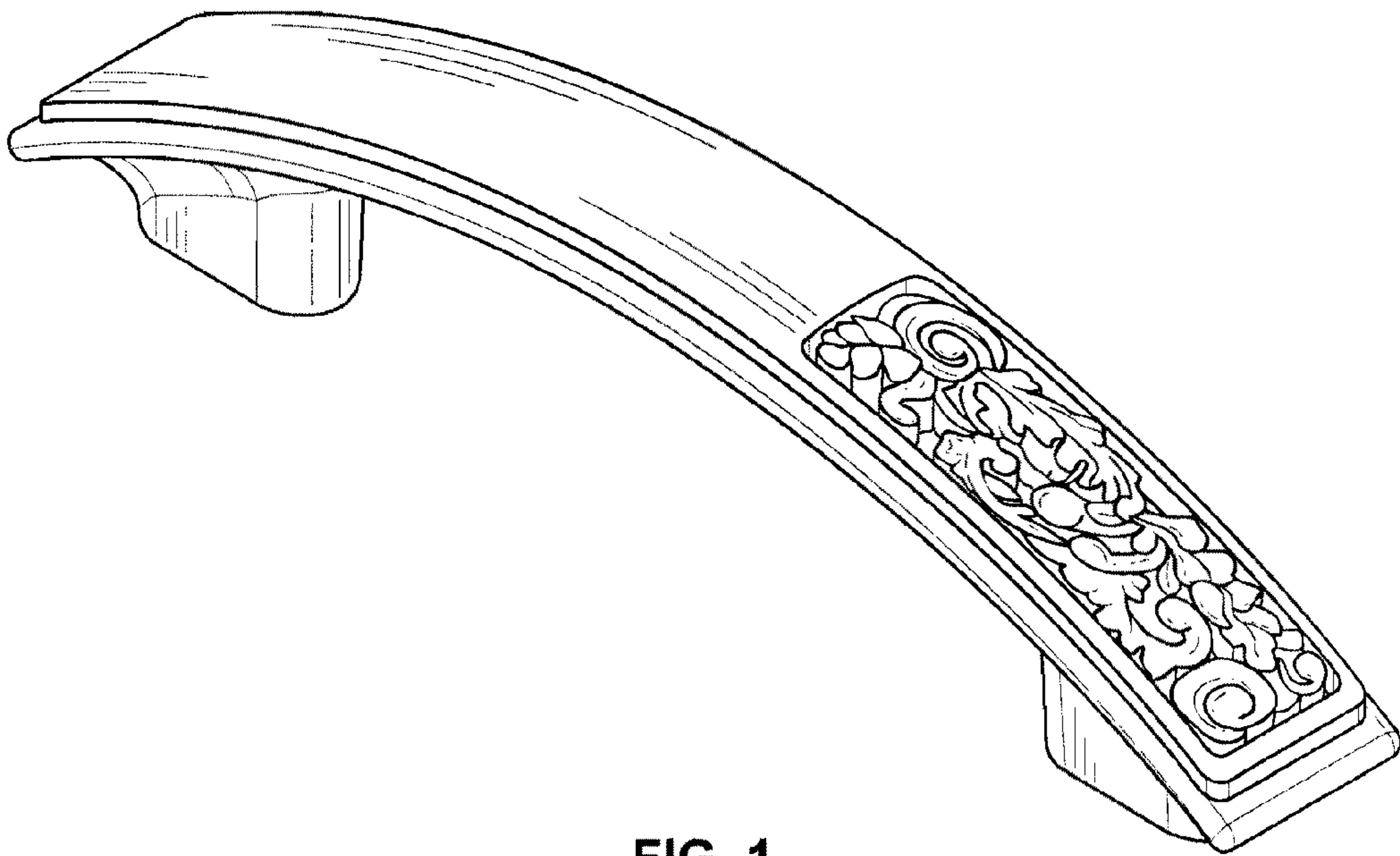


FIG. 1



FIG. 2




FIG. 3




FIG. 4

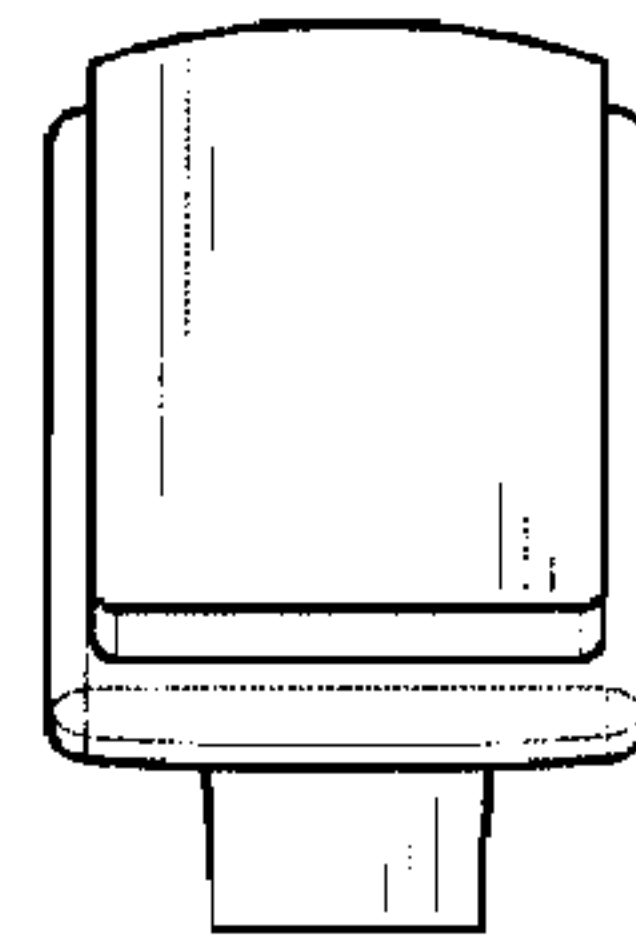


FIG. 5




FIG. 6



FIG. 7