



US00D649402S

(12) **United States Design Patent**  
**Gilbert et al.**

(10) **Patent No.:** **US D649,402 S**

(45) **Date of Patent:** **\*\* Nov. 29, 2011**

(54) **BEVERAGE CONTAINER**

(75) Inventors: **Tyler Sean Gilbert**, Bellevue, WA (US);  
**Randy Sims**, Franklin, TN (US)

(73) Assignee: **Pacific Market International, LLC**,  
Seattle, WA (US)

(\*\*) Term: **14 Years**

(21) Appl. No.: **29/376,457**

(22) Filed: **Oct. 7, 2010**

(51) **LOC (9) Cl.** ..... **07-01**

(52) **U.S. Cl.** ..... **D7/510**

(58) **Field of Classification Search** ..... D7/510,  
D7/511, 500, 532, 900; 215/121, 382, 388,  
215/387; 220/674, 715, 713, 718, 592.16,  
220/592.17, 709, 708; D9/551, 529

See application file for complete search history.

(56) **References Cited**

U.S. PATENT DOCUMENTS

D472,101 S \* 3/2003 Janky ..... D7/532  
D475,891 S \* 6/2003 Bin ..... D7/510  
D540,625 S \* 4/2007 Sandberg ..... D7/608

D556,509 S \* 12/2007 Bonini ..... D7/507  
D571,153 S \* 6/2008 Lopez ..... D7/511  
D588,936 S \* 3/2009 Ioannides et al. .... D9/776  
D623,017 S \* 9/2010 George ..... D7/510

\* cited by examiner

*Primary Examiner* — Cynthia Underwood

(74) *Attorney, Agent, or Firm* — Davis Wright Tremaine  
LLP; George C. Rondeau, Jr.

(57) **CLAIM**

The ornamental design for a beverage container, as shown and described.

**DESCRIPTION**

FIG. 1 is a top left side perspective view of a beverage container showing our new design.

FIG. 2 is a front elevational view thereof.

FIG. 3 is a left side elevational view thereof.

FIG. 4 is a right side elevational view thereof.

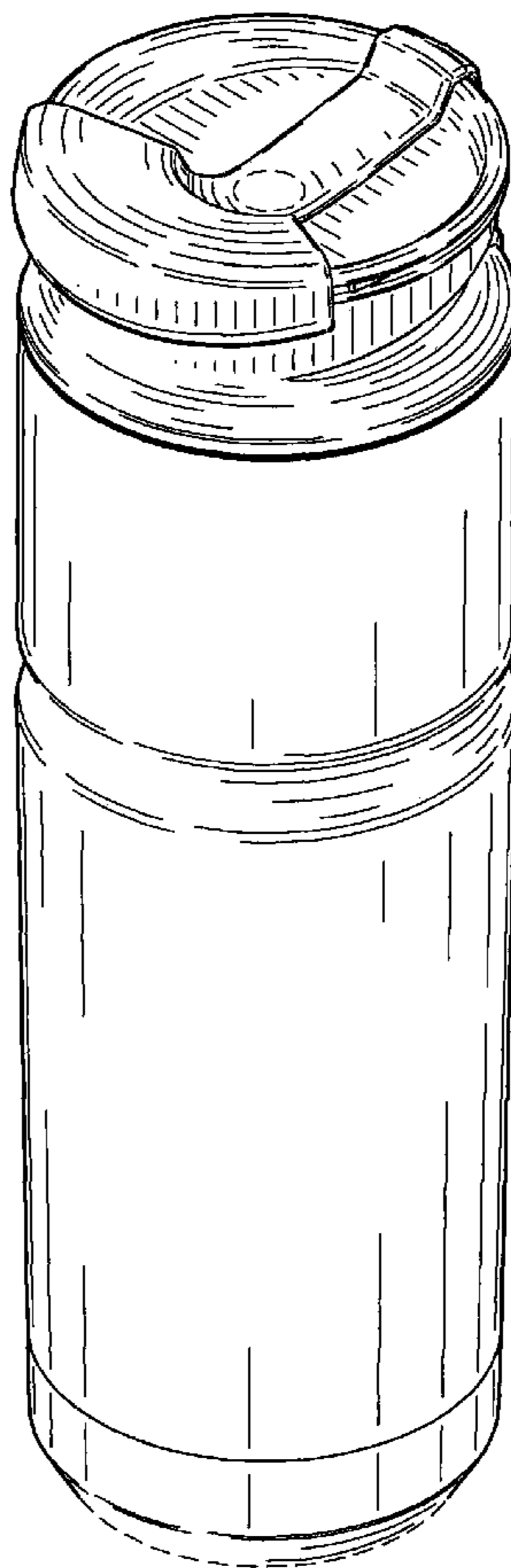
FIG. 5 is a rear elevational view thereof.

FIG. 6 is a top plan view thereof; and,

FIG. 7 is a bottom plan view thereof.

The broken lines represent portions of the beverage container that form no part of the claim.

**1 Claim, 6 Drawing Sheets**



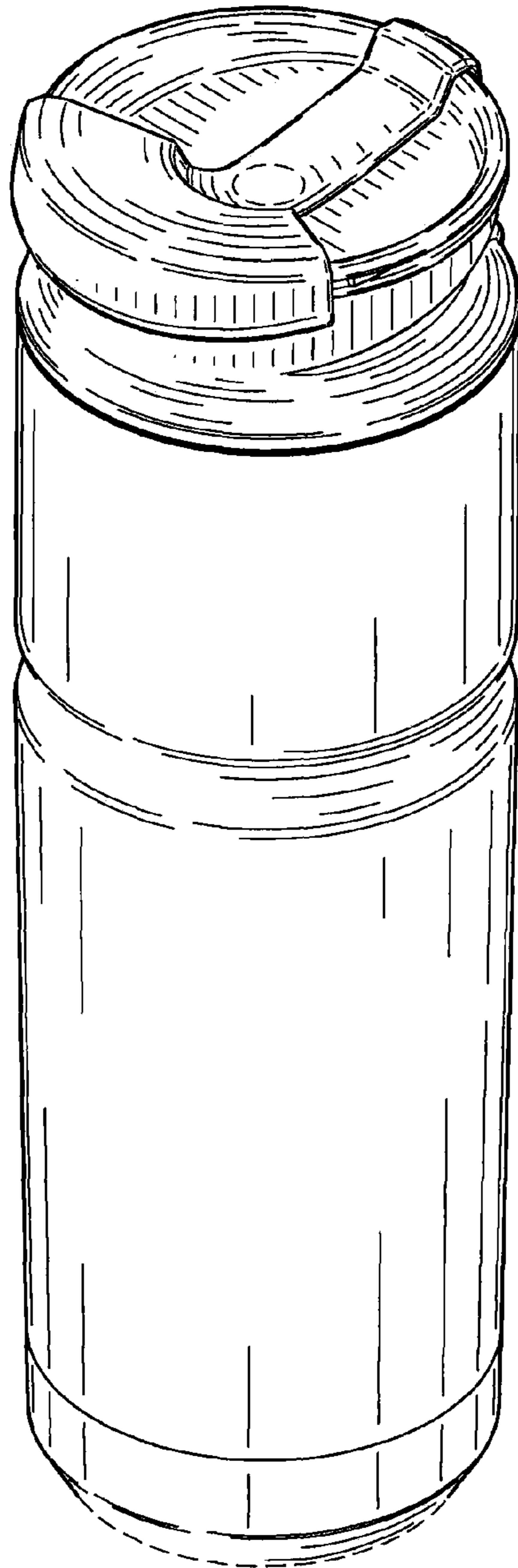


FIG. 1




FIG. 2




FIG. 3




FIG. 4




FIG. 5

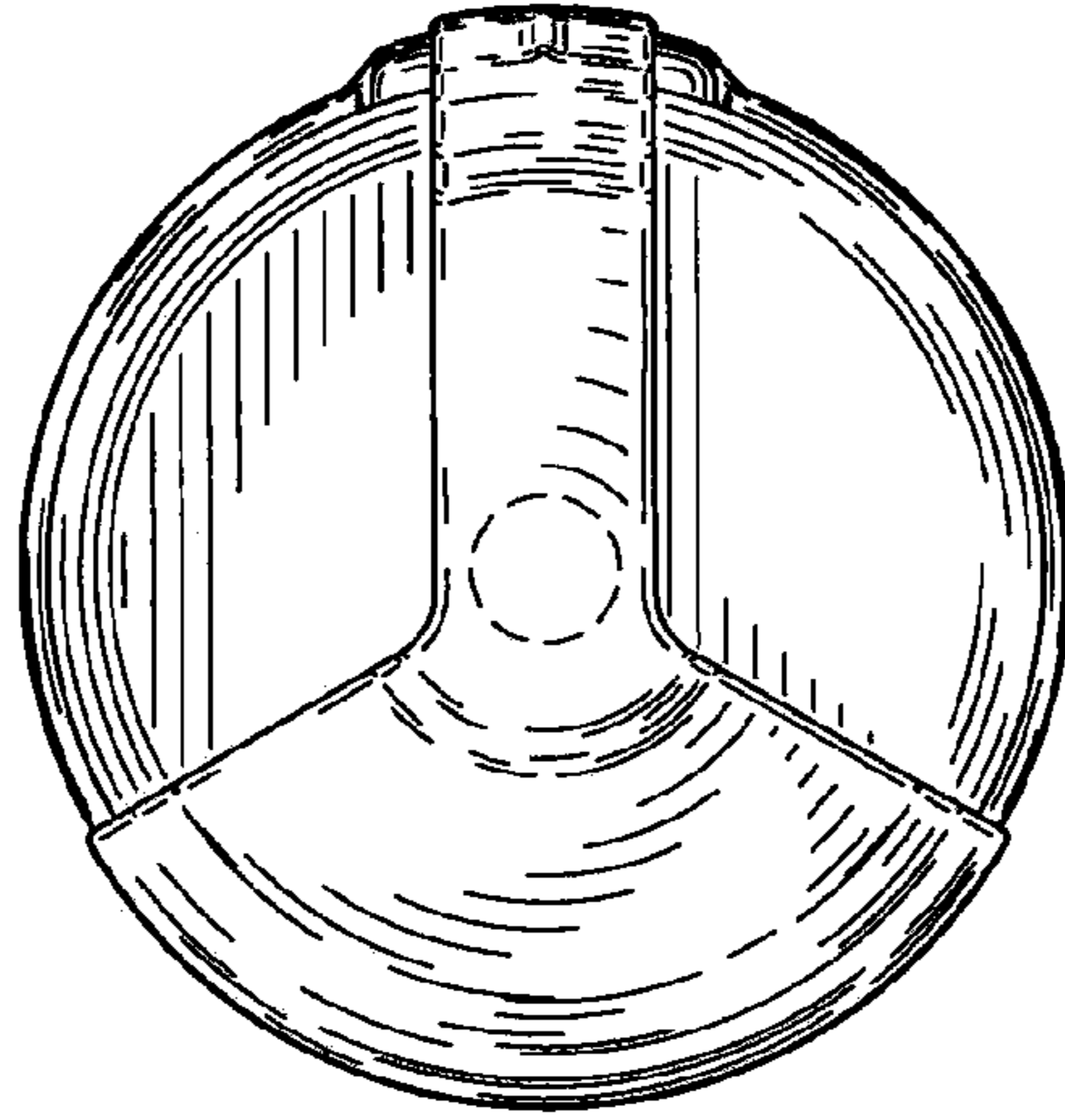


FIG. 6

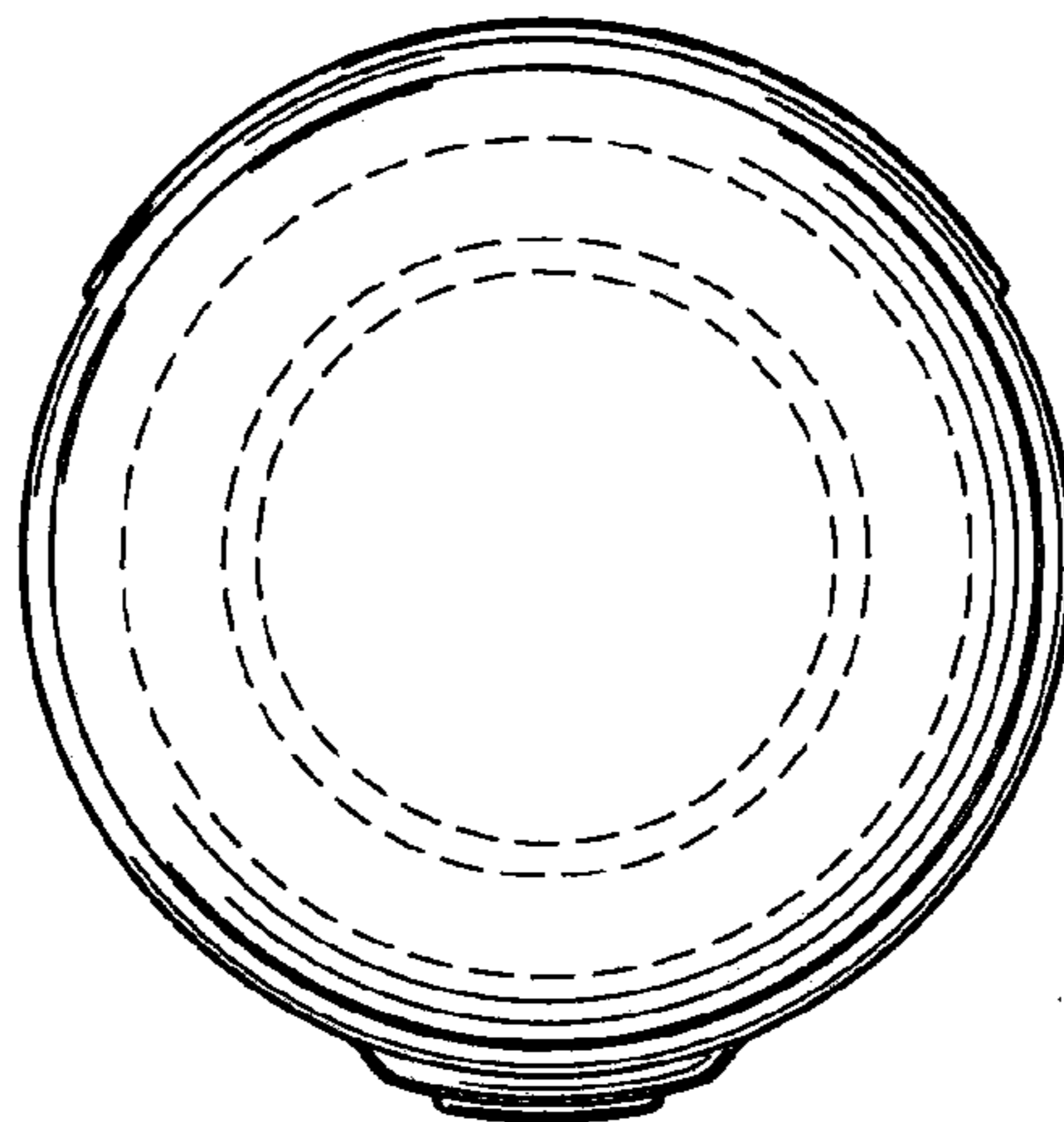


FIG. 7