



US00D649381S

(12) **United States Design Patent**
Mainzer

(10) **Patent No.:** **US D649,381 S**

(45) **Date of Patent:** **** Nov. 29, 2011**

(54) **TABLE**

(75) Inventor: **Philipp Mainzer**, Frankfurt am Main
(DE)

(73) Assignee: **E-15 Design und Distributions GmbH**,
Oberursel (DE)

(**) Term: **14 Years**

(21) Appl. No.: **29/366,022**

(22) Filed: **Jul. 19, 2010**

(30) **Foreign Application Priority Data**

Jan. 18, 1920 (EM) 001657776-0001

(51) **LOC (9) Cl.** **06-03**

(52) **U.S. Cl.** **D6/484**

(58) **Field of Classification Search** D6/480-489,
D6/429-431, 495-499.422, 423; 108/150,
108/155, 156, 157.1, 161; 248/188, 188.1,
248/188.8

See application file for complete search history.

(56) **References Cited**

U.S. PATENT DOCUMENTS

D260,713	S	*	9/1981	Potucek	D6/484
D278,584	S	*	4/1985	Bromley	D6/484
D298,095	S	*	10/1988	Kelley et al.	D6/484
D334,312	S	*	3/1993	Glass	D6/484
D386,631	S	*	11/1997	Meier et al.	D6/480
D448,216	S	*	9/2001	Kolberg	D6/484
D456,644	S	*	5/2002	Weaver	D6/484
D506,082	S	*	6/2005	Foy	D6/352
D565,331	S	*	4/2008	Miller	D6/485

* cited by examiner

Primary Examiner — Janice Seeger

(74) *Attorney, Agent, or Firm* — Dennison, Schultz & MacDonald

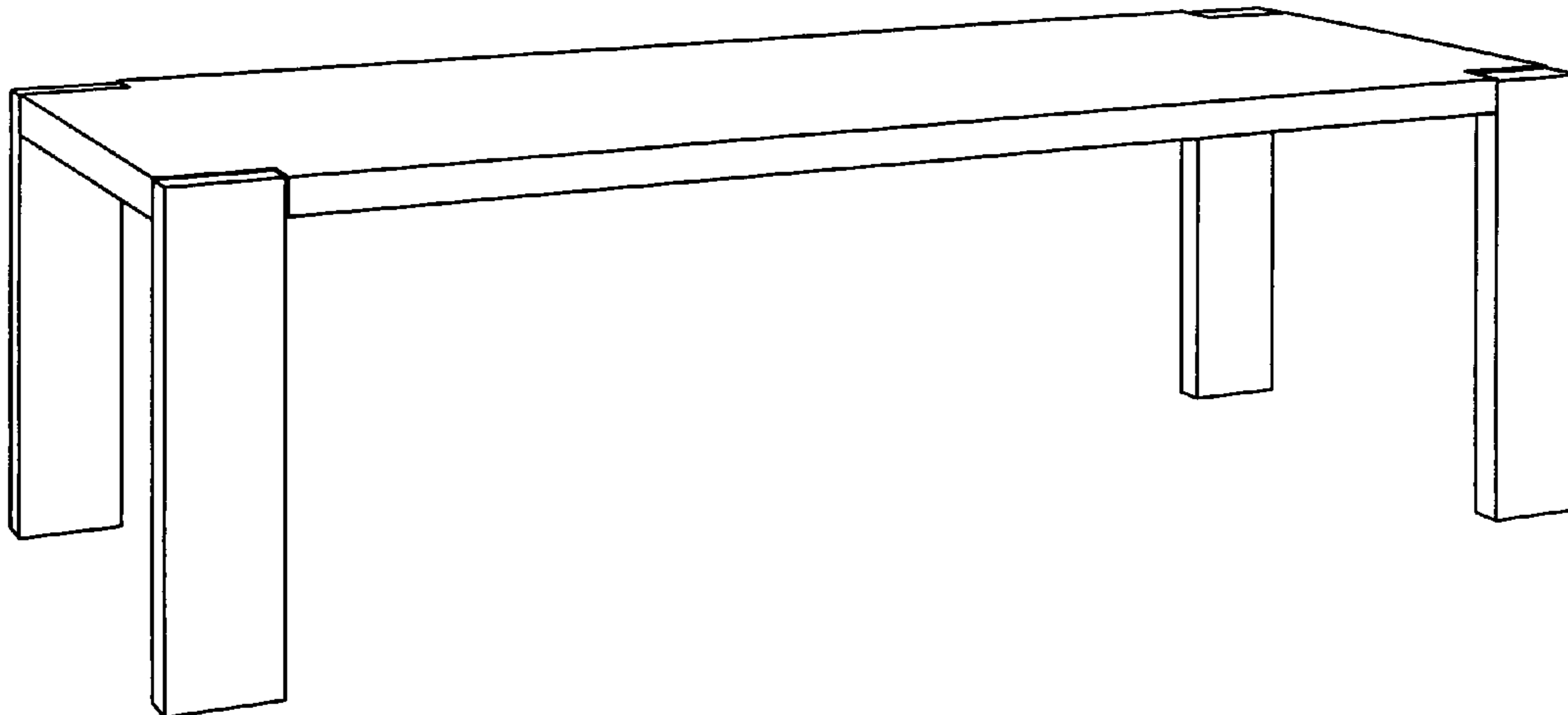
(57) **CLAIM**

The ornamental design for a table, as shown and described.

DESCRIPTION

FIG. 1 is a perspective view of a table;
FIG. 2 is a detail view of a portion of the table of FIG. 1;
FIG. 3 is a front view of the table of FIG. 1;
FIG. 4 is a second perspective view of the table of FIG. 1;
FIG. 5 is a side view of the table of FIG. 1; and,
FIG. 6 is a top view of the table of FIG. 1.

1 Claim, 6 Drawing Sheets



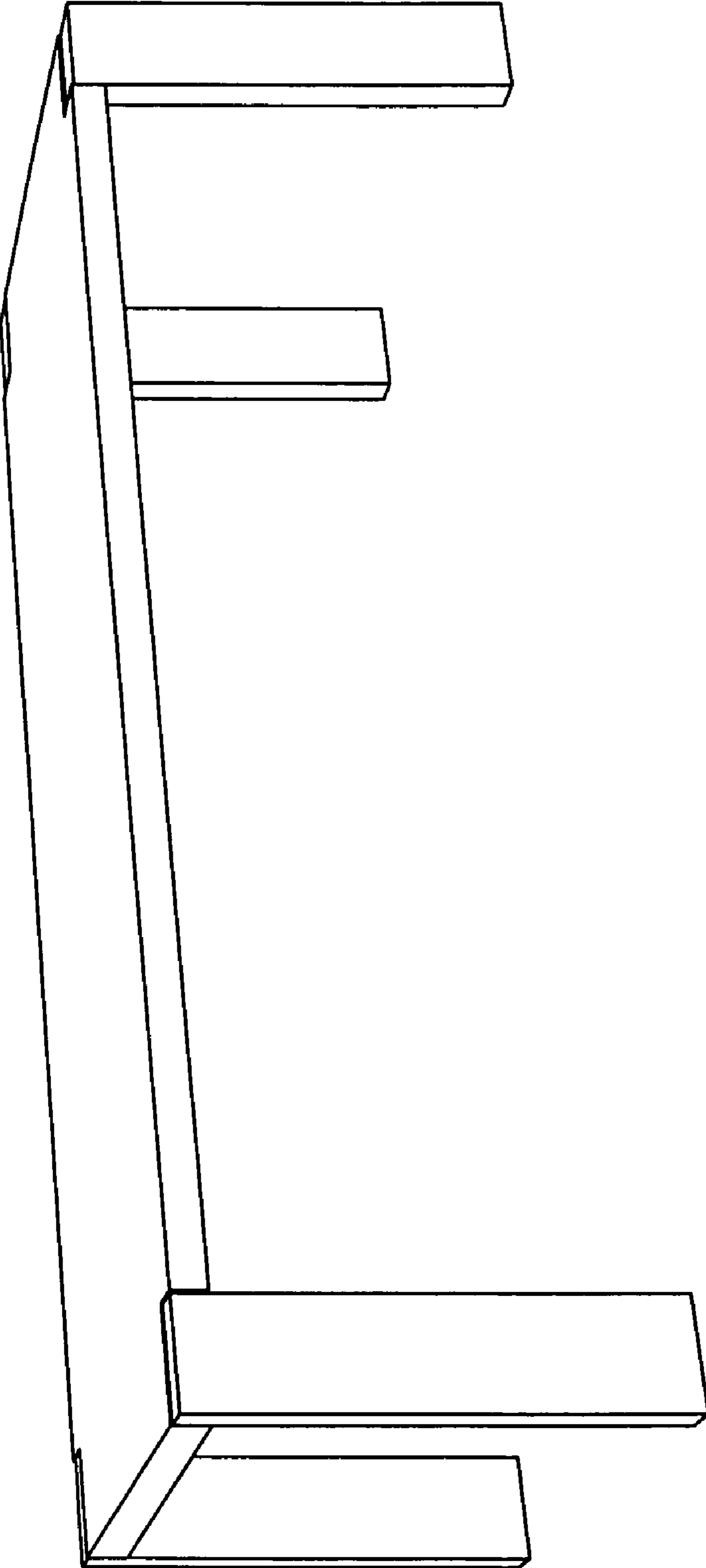


Fig. 1

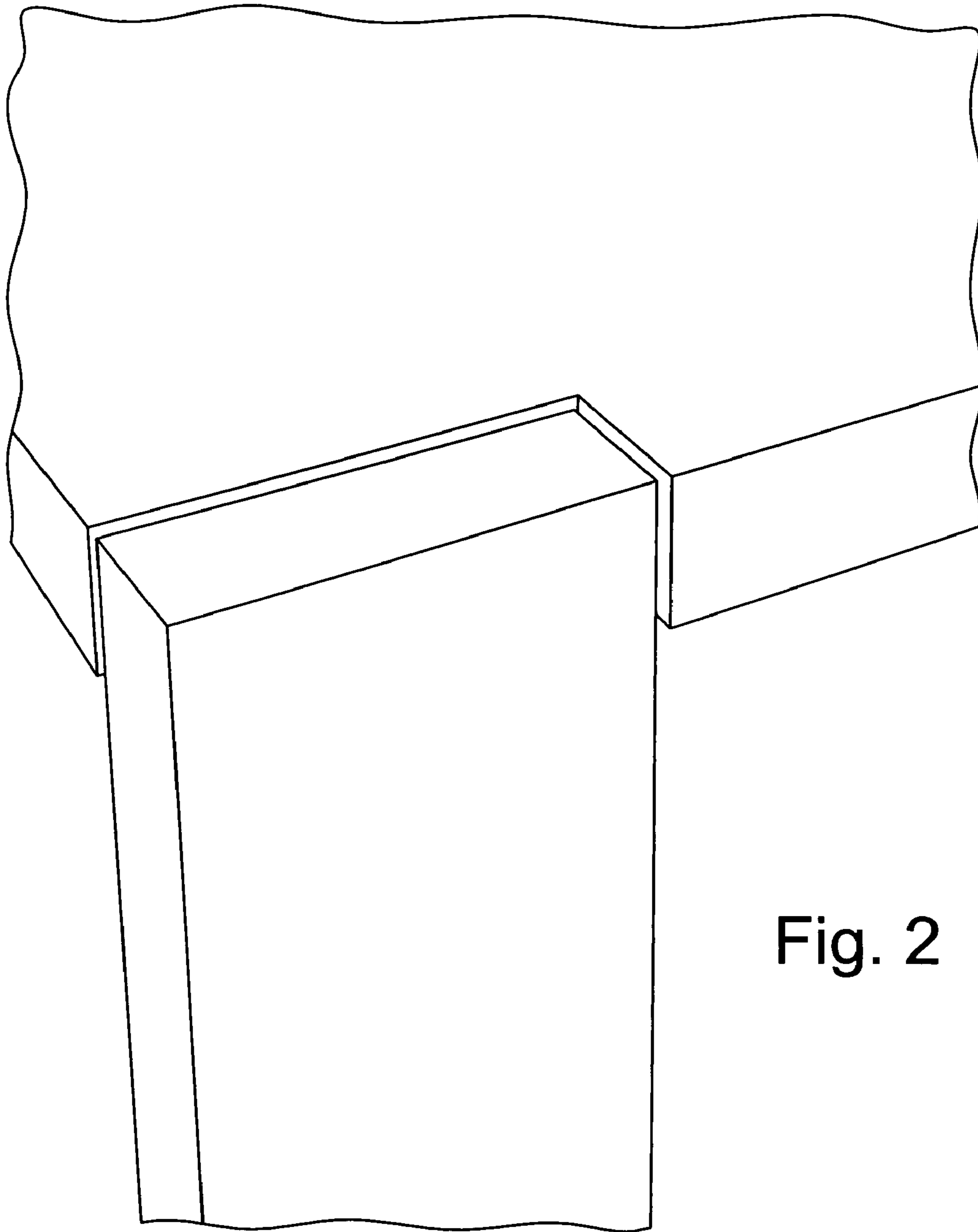


Fig. 2




Fig. 3

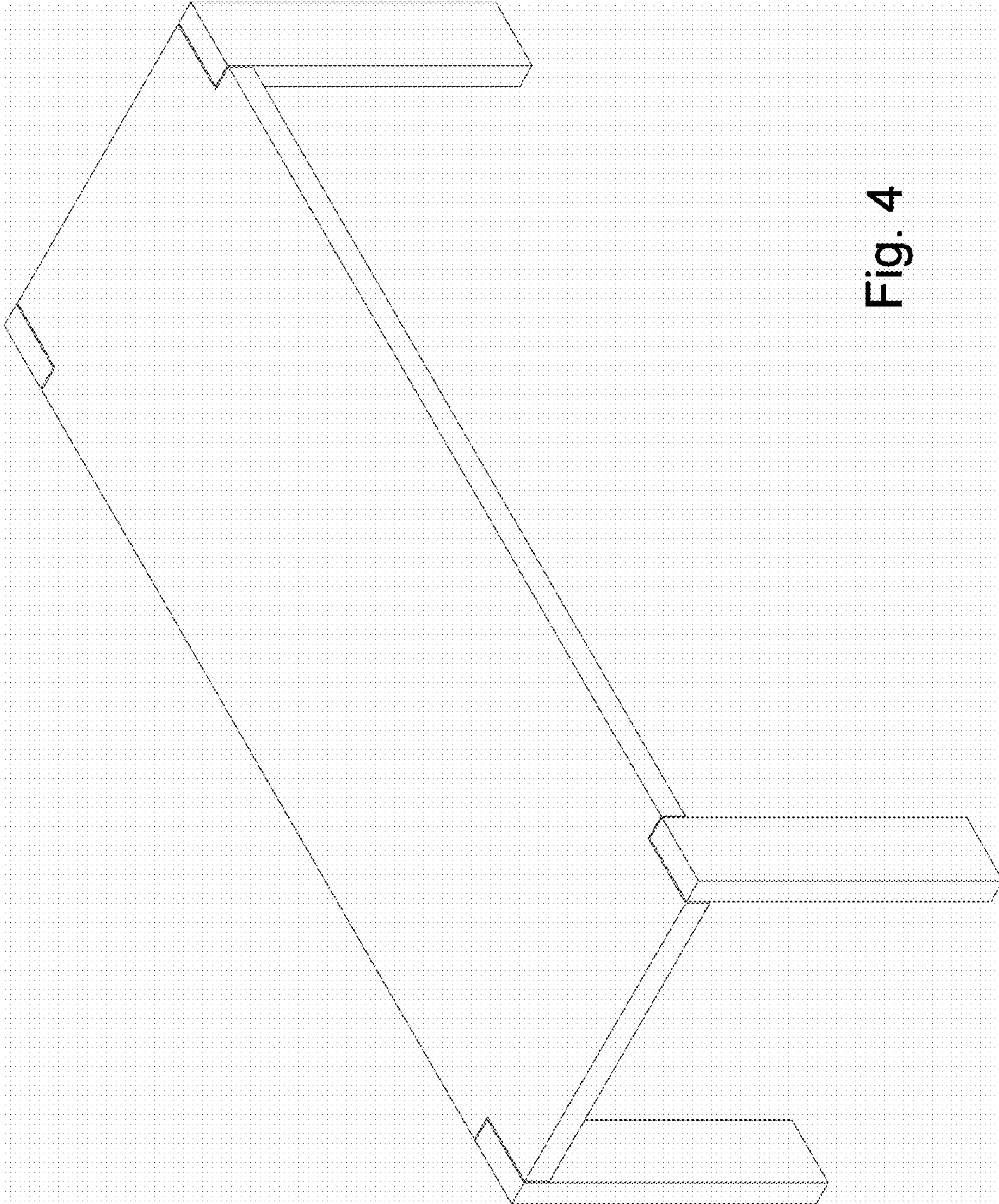


Fig. 4

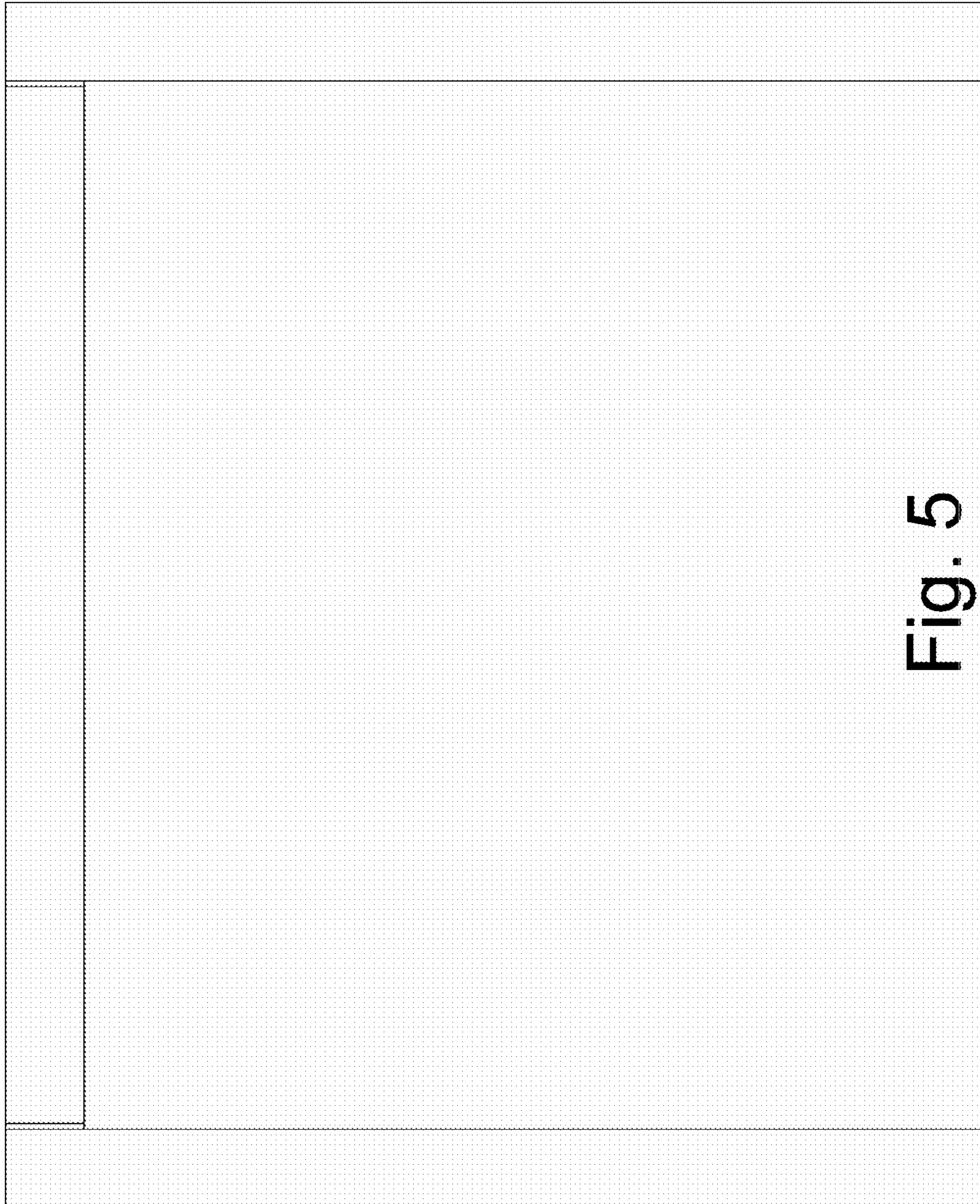


Fig. 5




Fig. 6