



US00D649379S

(12) **United States Design Patent**  
**Townsend**

(10) **Patent No.:** **US D649,379 S**

(45) **Date of Patent:** **\*\* Nov. 29, 2011**

(54) **TABLE**

(76) Inventor: **Richard W. Townsend**, Katonah, NY  
(US)

(\*\*) Term: **14 Years**

(21) Appl. No.: **29/372,175**

(22) Filed: **Oct. 27, 2010**

(51) **LOC (9) Cl.** ..... **06-03**

(52) **U.S. Cl.** ..... **D6/480**

(58) **Field of Classification Search** ..... D6/480-489,  
D6/495, 511, 429-431; 108/150, 153.1,  
108/155, 156, 161; 248/188, 188.1, 188.8  
See application file for complete search history.

(56) **References Cited**

**U.S. PATENT DOCUMENTS**

2,026,995 A \* 1/1936 Myers ..... 108/126  
3,765,719 A \* 10/1973 Silver ..... 297/170

D406,965 S \* 3/1999 Lewis ..... D6/480  
D422,430 S \* 4/2000 Wilton ..... D6/429  
D468,561 S \* 1/2003 De Blaay ..... D6/480  
7,174,838 B2 \* 2/2007 Sagol et al. .... 108/169  
D565,329 S \* 4/2008 Domack et al. .... D6/480

\* cited by examiner

*Primary Examiner* — Janice Seeger

(57) **CLAIM**

The ornamental design for a table, as shown and described.

**DESCRIPTION**

FIG. 1 is a perspective view of the table with arced lines embodying the new design.

FIG. 2 is a front view of the table.

FIG. 3 is a right side view of the table.


FIG. 4 is a left side view of the table.


FIG. 5 is a rear end view of the table.

FIG. 6 is a top plan view of the table; and,

FIG. 7 is an underside plan view of the table.

**1 Claim, 7 Drawing Sheets**





*Fig. 1*



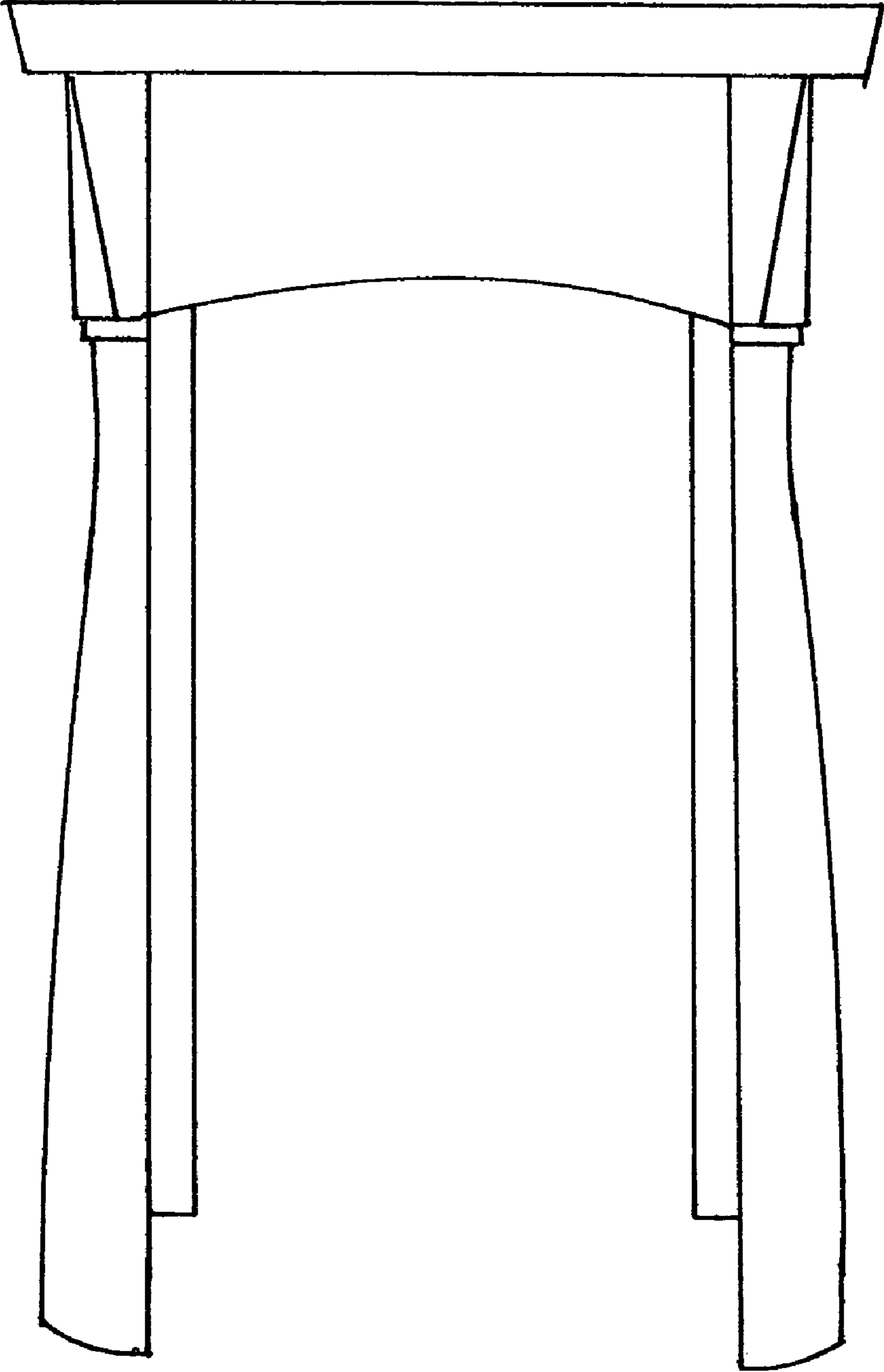


Fig. 2



*Fig. 3*



*Fig. 4*





Fig. 5



*Fig. 6*

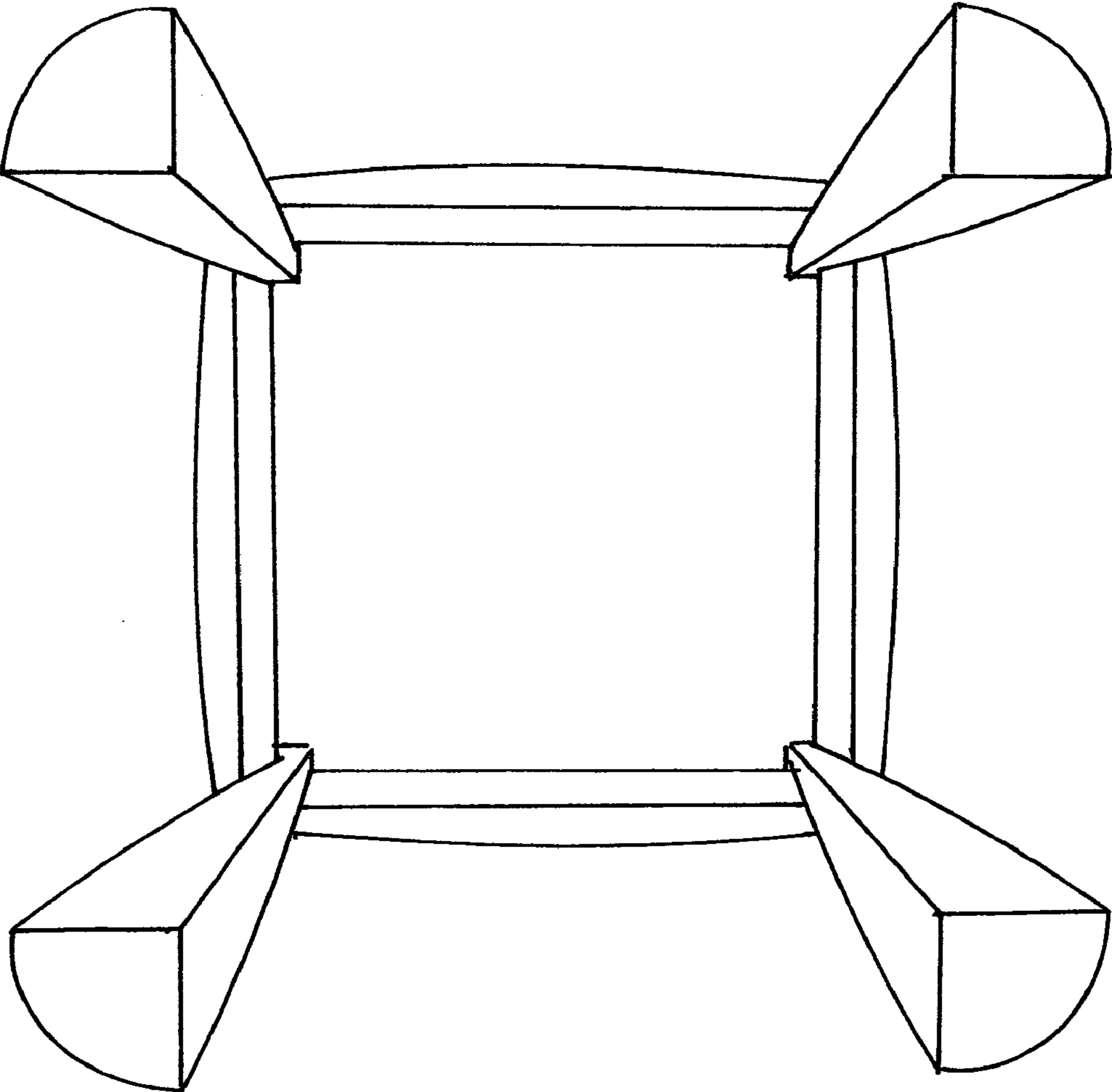


Fig. 7