



US00D649374S

(12) **United States Design Patent**
Soofer et al.

(10) **Patent No.:** **US D649,374 S**

(45) **Date of Patent:** **** Nov. 29, 2011**

(54) **BUTTERFLY BENCH**

(76) Inventors: **Robby Soofer**, Beverly Hills, CA (US);
Zhihou Bai, Anxi (CN)

(**) Term: **14 Years**

(21) Appl. No.: **29/365,762**

(22) Filed: **Jul. 14, 2010**

(51) **LOC (9) Cl.** **06-01**

(52) **U.S. Cl.** **D6/358; D6/376**

(58) **Field of Classification Search** D6/334-336,
D6/351, 358-365, 373-377, 379-380, 500-502,
D6/531, 595-601; 297/181-183.9, 232,
297/411.28, 445.1, 446.1

See application file for complete search history.

(56) **References Cited**

U.S. PATENT DOCUMENTS

D179,646 S * 2/1957 Jones et. al. D6/358
D208,561 S * 9/1967 Dunbar D21/650
4,494,796 A * 1/1985 Liebhold 297/440.24
D355,539 S * 2/1995 Weiss D6/376

D355,782 S * 2/1995 Weiss D6/376
D369,915 S * 5/1996 Loader D6/359
D393,374 S * 4/1998 Batki-Braun et al. D6/358
D394,355 S * 5/1998 Weiss D6/358
D493,563 S * 7/2004 Sehl D26/98
D518,532 S * 4/2006 Weiser et al. D21/650
D533,366 S * 12/2006 Wehner D6/359
D573,801 S * 7/2008 Wehner D6/334
D602,272 S * 10/2009 Wehner D6/358

* cited by examiner

Primary Examiner — Ricky Pham

(74) *Attorney, Agent, or Firm* — Juris Law Group

(57) **CLAIM**

The ornamental design for a butterfly bench, as shown and described.

DESCRIPTION

FIG. 1 is a front perspective view showing the butterfly bench of the present invention;

FIG. 2 is a rear perspective view thereof;

FIG. 3 is a left side view thereof; and,

FIG. 4 is a right side view thereof.

1 Claim, 2 Drawing Sheets




Figure 1




Figure 2




Figure 3




Figure 4

