



US00D649372S

(12) **United States Design Patent**
Lloyd

(10) **Patent No.:** **US D649,372 S**

(45) **Date of Patent:** **** Nov. 29, 2011**

(54) **TOY AND STORAGE ASSEMBLY**

(76) Inventor: **Lisa Lloyd**, Tucson, AZ (US)

(**) Term: **14 Years**

(21) Appl. No.: **29/331,959**

(22) Filed: **Feb. 5, 2009**

(51) **LOC (9) Cl.** **06-01**

(52) **U.S. Cl.** **D6/351**

(58) **Field of Classification Search** D6/340,
D6/349-354, 355, 491, 492, 500-502; 297/16.1,
297/16.2, 175, 181, 186, 187, 195.1, 215.16,
297/440.12, 461, 462, DIG. 2

See application file for complete search history.

(56) **References Cited**

U.S. PATENT DOCUMENTS

1,710,679	A	4/1929	Pels	
D165,864	S *	2/1952	Peters	D6/351
D170,471	S *	9/1953	Meagher	D6/335
D193,241	S *	7/1962	Goldman et al.	D6/335
D206,711	S *	1/1967	Raiford	D6/351
D206,712	S *	1/1967	Raiford	D6/351
D257,998	S *	1/1981	Freeland	D21/576
D273,602	S *	4/1984	Smith	D21/832
4,662,550	A	5/1987	O'Donnell	
D308,709	S *	6/1990	Goodman et al.	D21/610
5,059,149	A	10/1991	Stone	
5,277,645	A	1/1994	Kelley et al.	
5,326,300	A	7/1994	Sonders	
5,344,356	A	9/1994	Pizzelli et al.	
D351,950	S *	11/1994	Bird et al.	D6/351
D400,952	S *	11/1998	Jensen et al.	D21/428
5,842,562	A	12/1998	Bauman	
D429,294	S *	8/2000	Taylor	D21/610
6,227,633	B1	5/2001	Castillo	
D444,825	S *	7/2001	Child et al.	D21/428
D445,460	S *	7/2001	Lee	D21/428

6,439,946	B1	8/2002	Schneider	
D488,197	S *	4/2004	Bourget	D21/659
6,755,712	B2	6/2004	Morris	
D534,223	S *	12/2006	Sutton	D21/604
D541,889	S *	5/2007	Olson	D21/620
D547,587	S *	7/2007	Keller	D6/601
D592,866	S *	5/2009	Siomades	D6/351
D630,864	S *	1/2011	Perelman	D6/351
2007/0232186	A1	10/2007	Shamah	

* cited by examiner

Primary Examiner — Sandra Snapp

(57) **CLAIM**

The ornamental design for a toy and storage assembly, as shown and described.

DESCRIPTION

FIG. 1 is a front view of a toy and storage assembly with the slots shown on top and the storage leaflet enclosed;

FIG. 2 is a back view thereof with the back lid closed and the storage leaflet enclosed within the body;

FIG. 3 is a side view thereof with the back lid closed and the storage leaflet enclosed within the body;

FIG. 4 is an opposite perspective side view thereof with the slots shown on top and the back lid flipped open to release the leaflet that stores digital recorded discs;

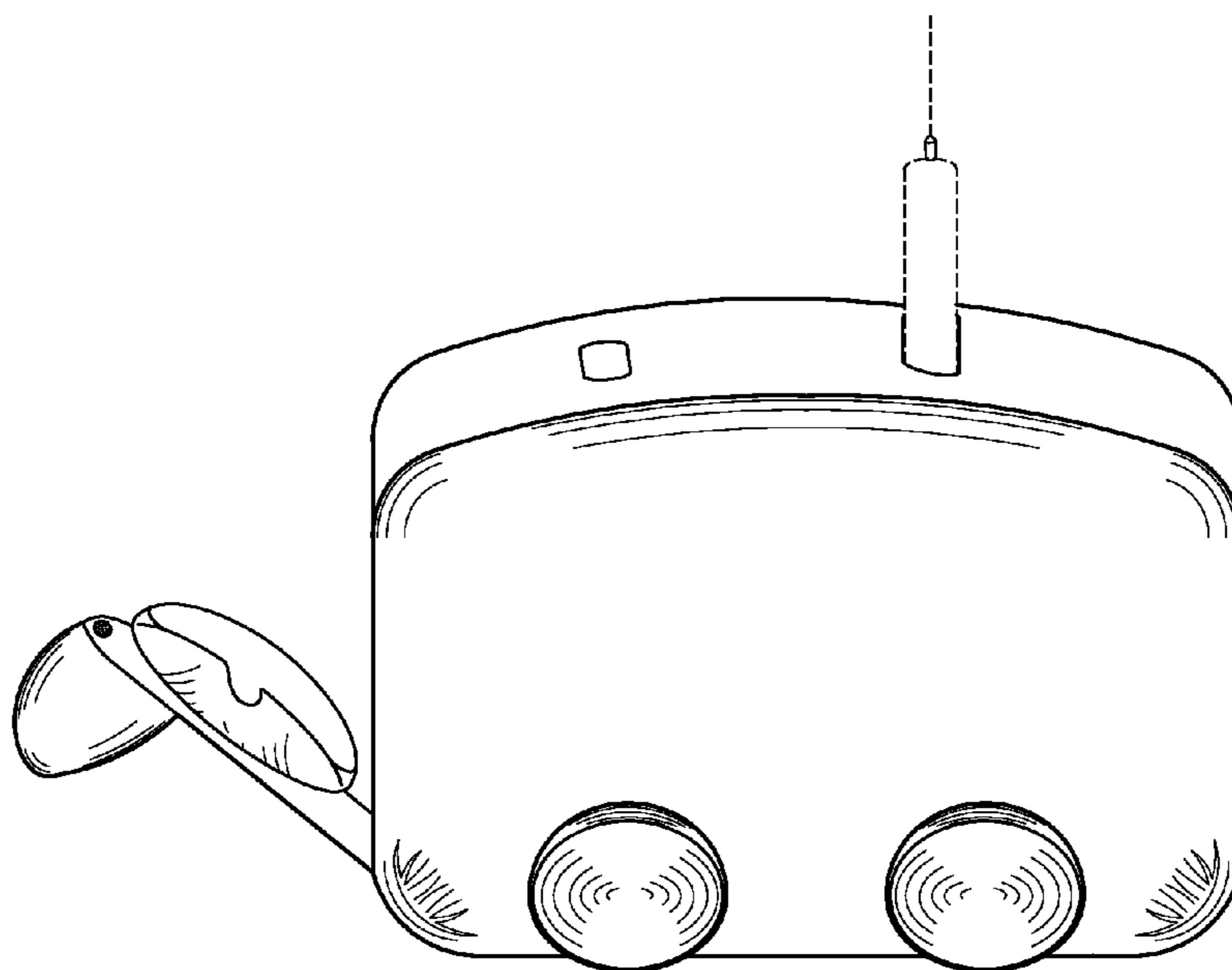
FIG. 5 is a top view thereof with the slots shown on top and the back lid flipped open to release the leaflet that stores digital recorded discs;

FIG. 6 is a bottom view thereof with; and,

FIG. 7 is a perspective view thereof, with a pillow head attached.

In FIG. 7, the broken lines showing of environmental structure for purposes of illustrating the toy and storage assembly in a condition of use. The broken lines and the structure they depict form no part of the claimed design.

1 Claim, 7 Drawing Sheets



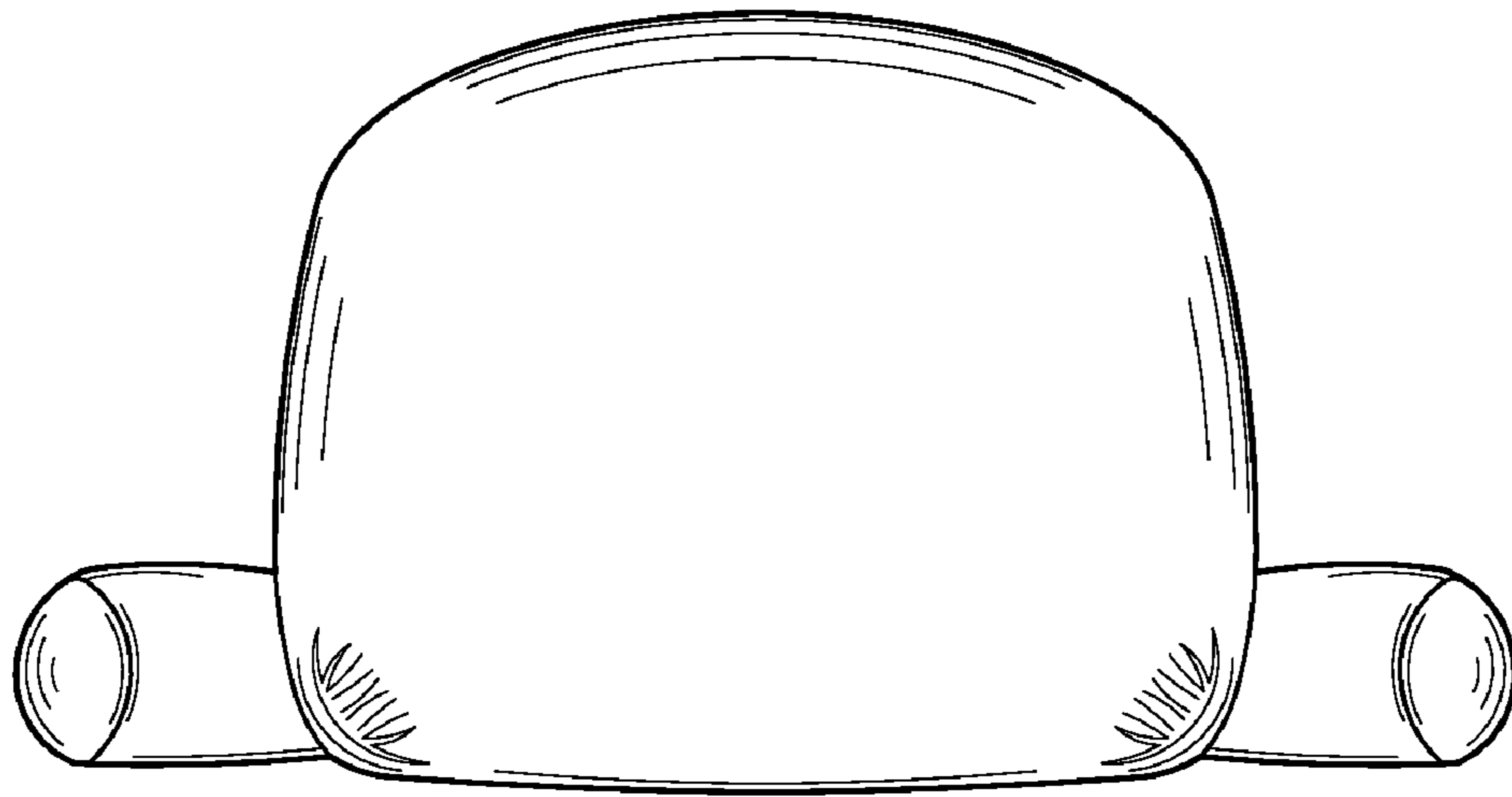


FIG. 1

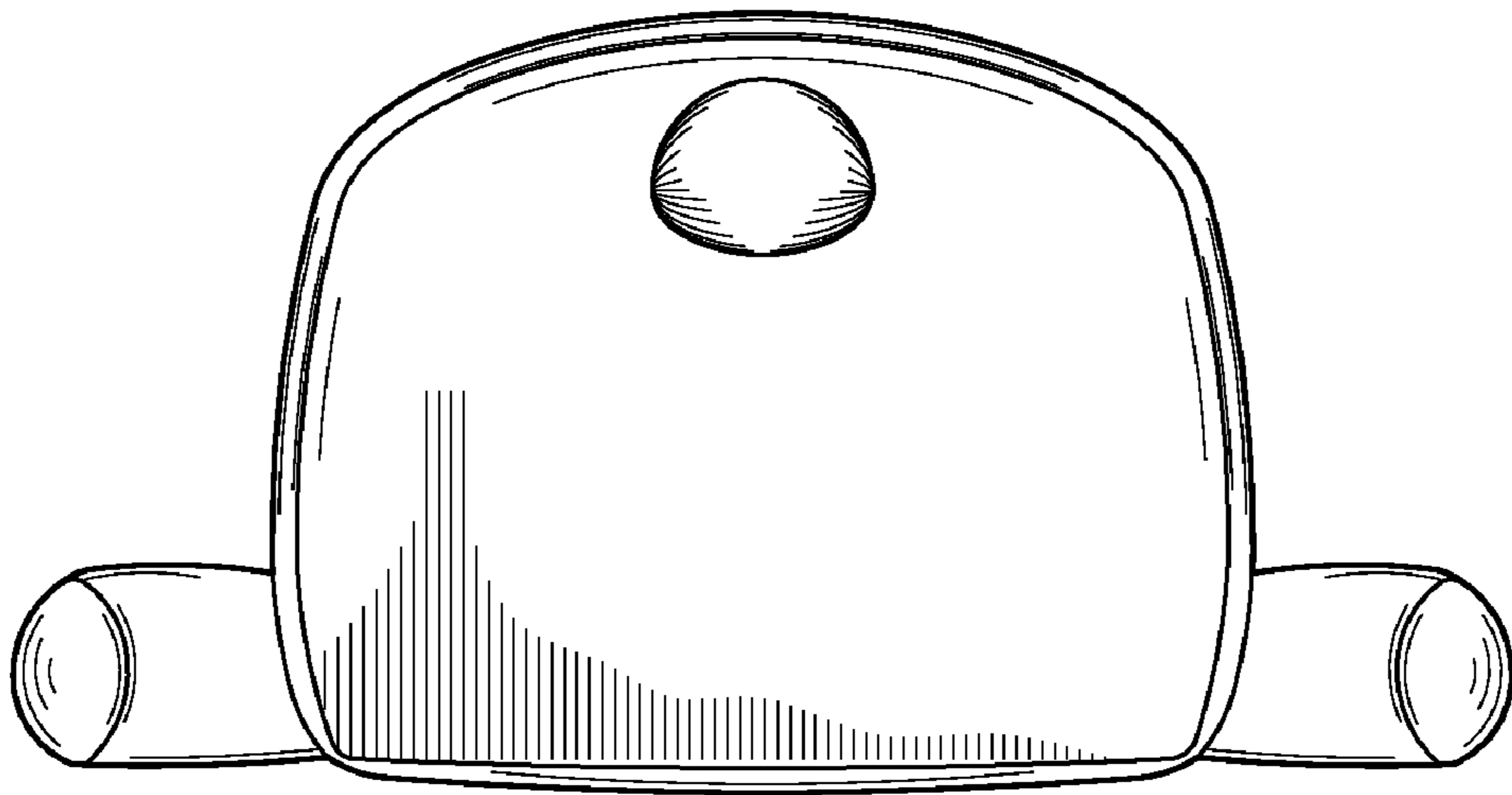


FIG. 2

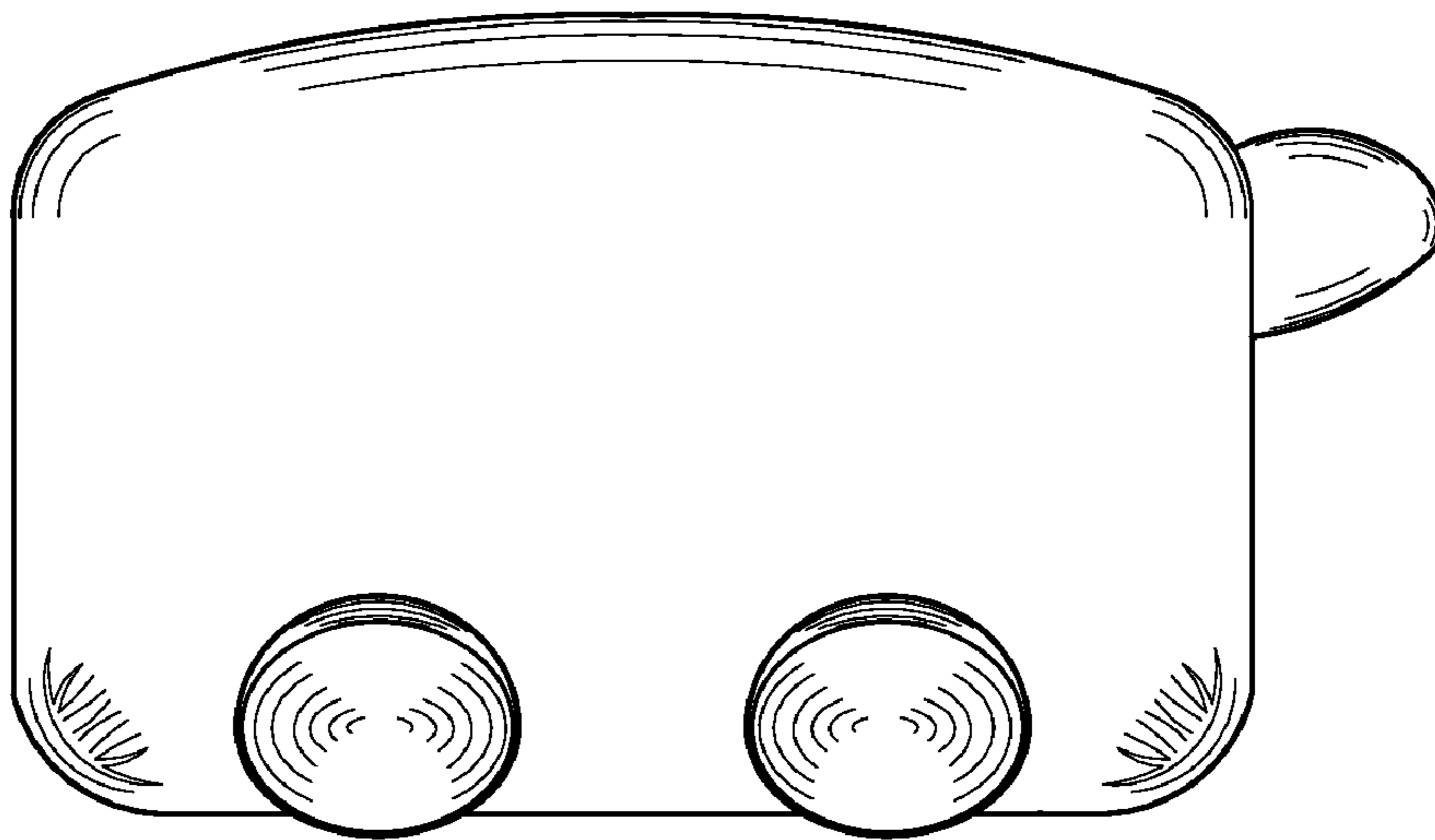


FIG. 3

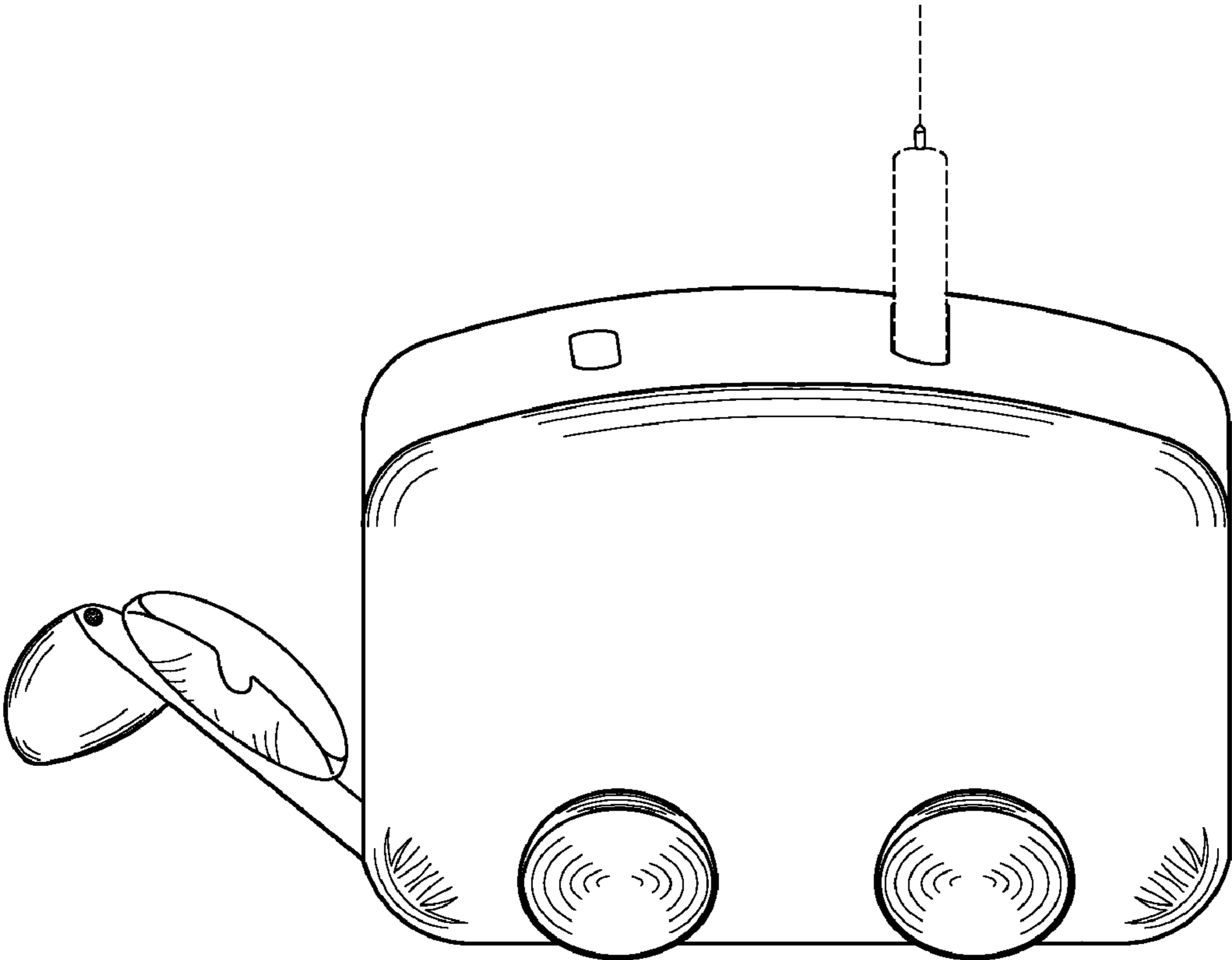


FIG. 4

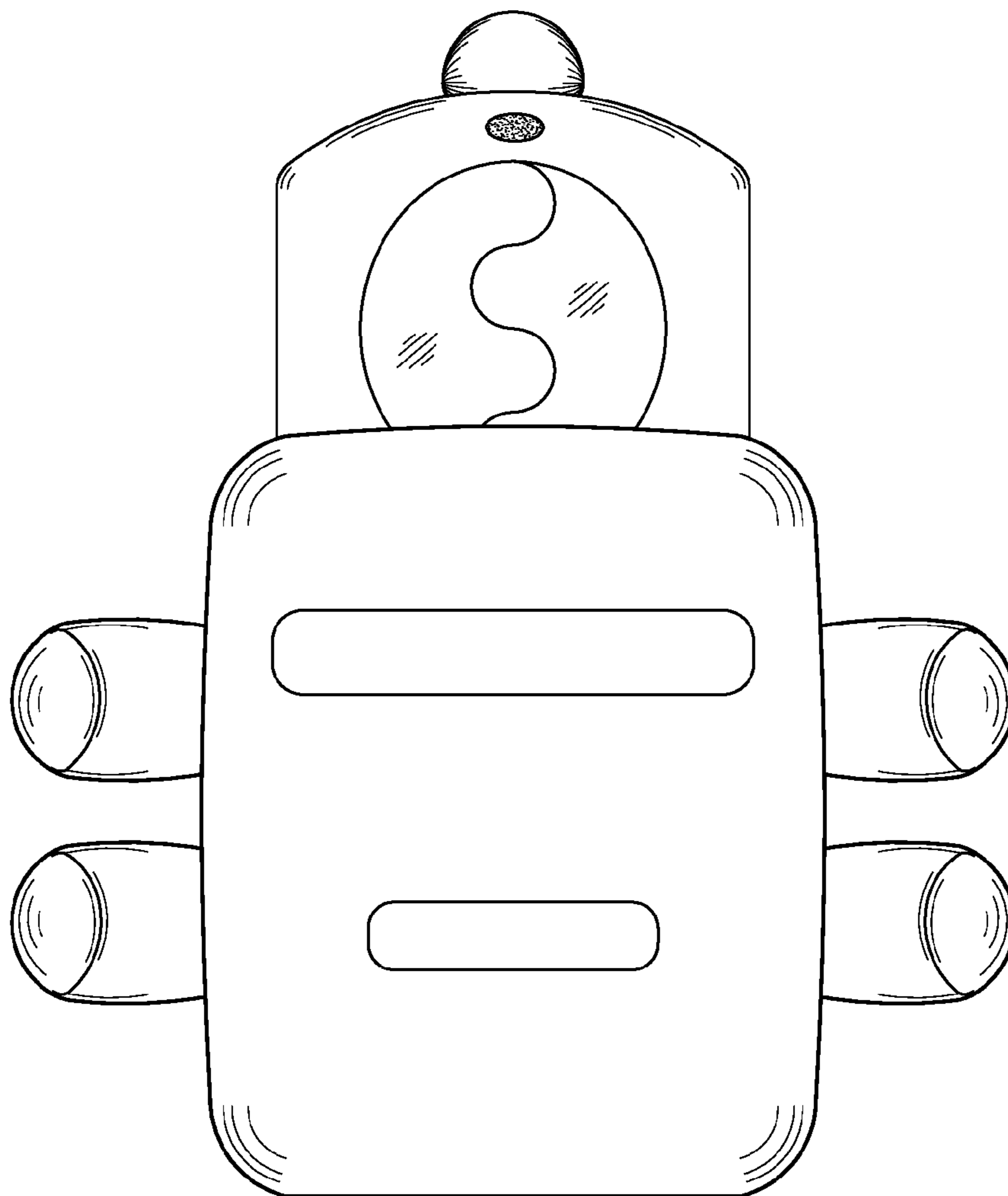


FIG. 5

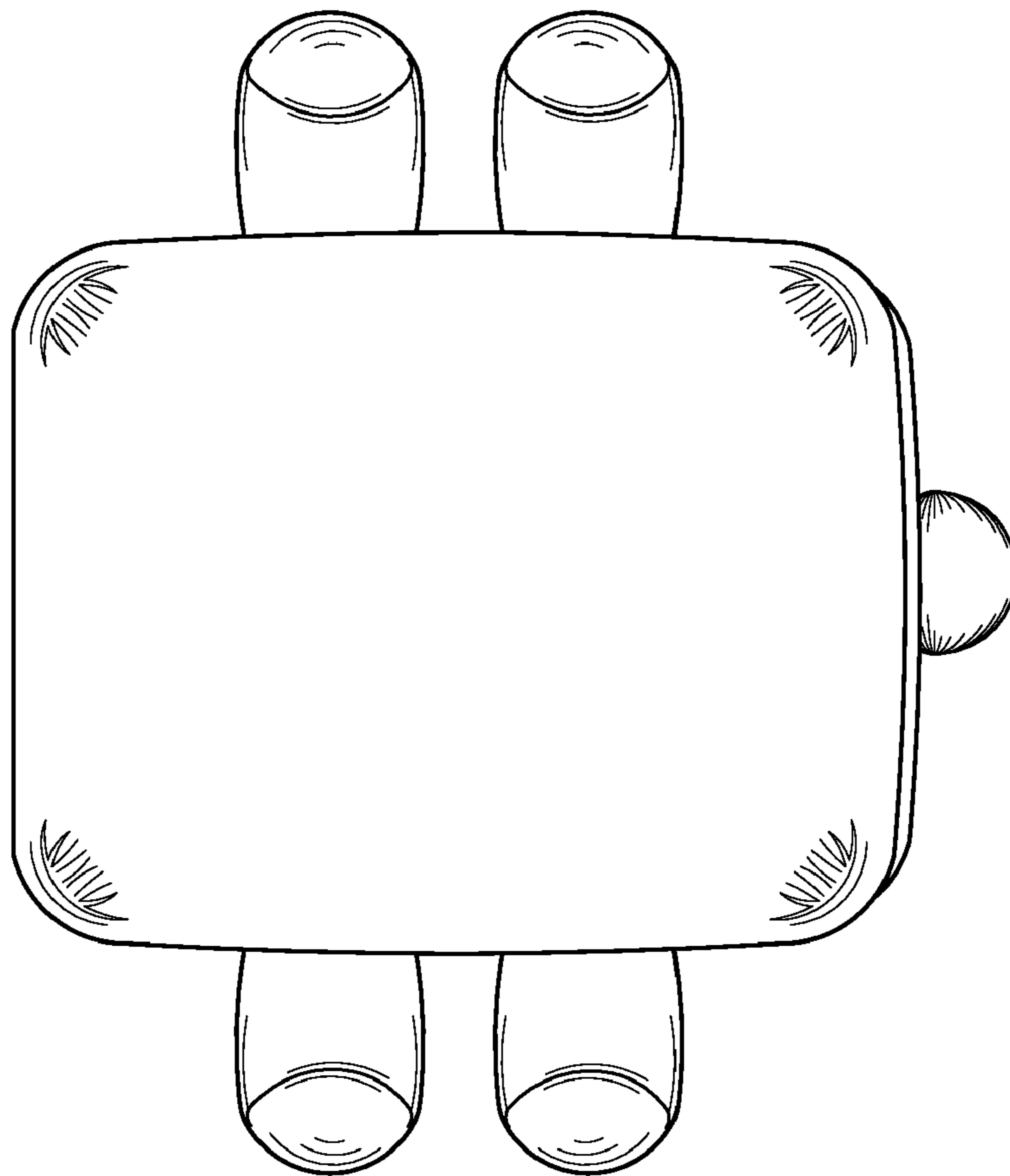


FIG. 6

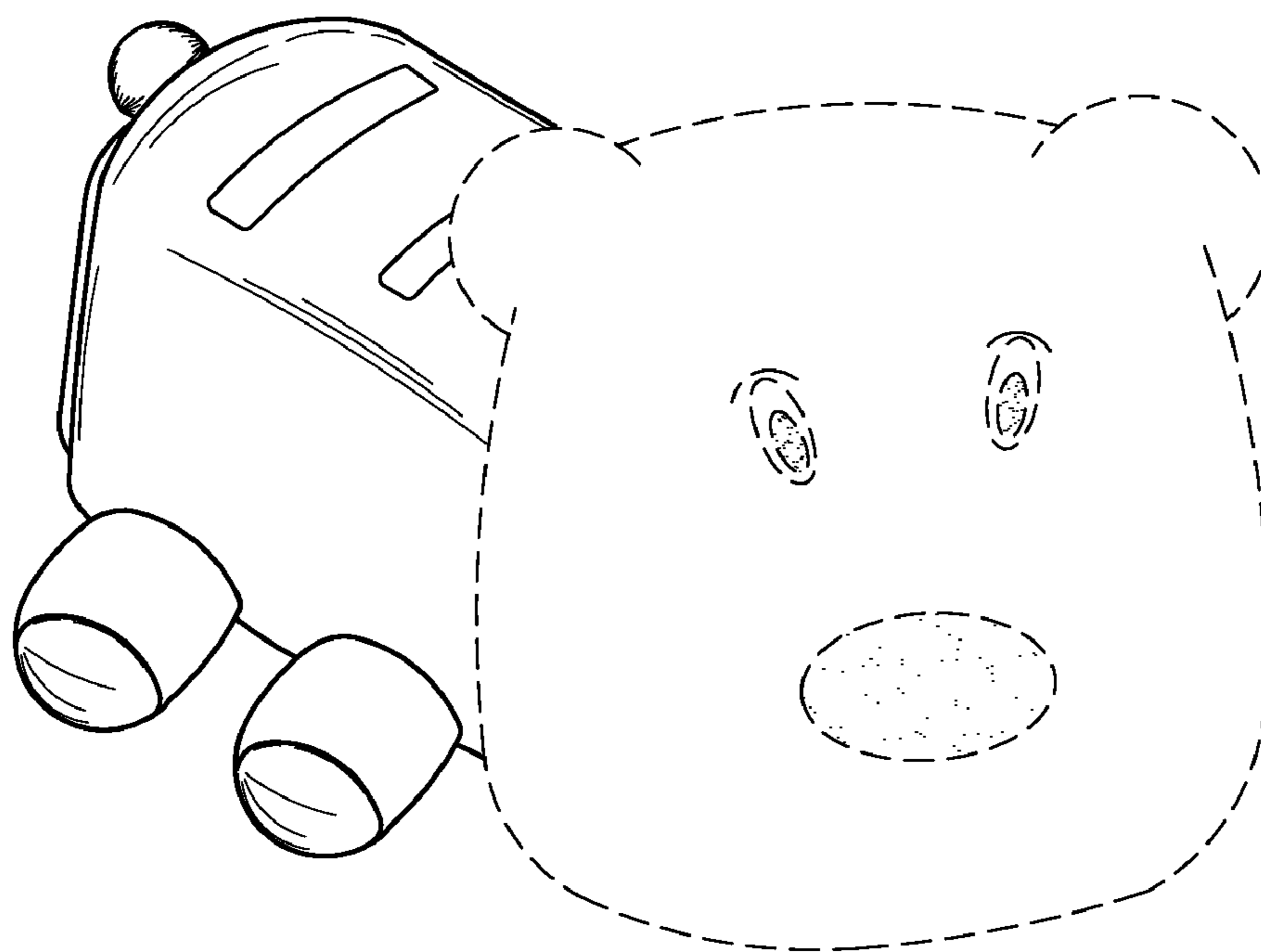


FIG. 7