



US00D649363S

(12) **United States Design Patent**
Fenno, III

(10) **Patent No.:** **US D649,363 S**

(45) **Date of Patent:** **** Nov. 29, 2011**

(54) **COLLAGE PHOTO FRAME**

(75) Inventor: **John J. Fenno, III**, Cincinnati, OH (US)

(73) Assignee: **Burnes Home Accents, LLC**, Atlanta, GA (US)

(**) Term: **14 Years**

(21) Appl. No.: **29/385,015**

(22) Filed: **Feb. 8, 2011**

(51) **LOC (9) Cl.** **06-07**

(52) **U.S. Cl.** **D6/302**

(58) **Field of Classification Search** D6/300-314,
D6/568, 321; D26/142; 40/700, 711, 714,
40/715, 716, 719, 720, 721, 722, 735, 738,
40/744, 745, 754, 765, 768, 769, 790, 798,
40/597; D20/29-32, 10; D11/131-135;
248/466, 467

See application file for complete search history.

(56) **References Cited**

U.S. PATENT DOCUMENTS

| | | | | |
|--------------|---------|------------------|-------|---------|
| D192,169 S * | 2/1962 | Molnar | | D6/568 |
| D270,882 S * | 10/1983 | Wilson | | D6/301 |
| D460,578 S * | 7/2002 | De'Armond et al. | | D26/142 |
| D505,272 S * | 5/2005 | Hernandez | | D6/302 |
| D526,491 S * | 8/2006 | Hernandez | | D6/300 |

D530,522 S * 10/2006 Phillips D6/302

* cited by examiner

Primary Examiner — Philip S Hyder

Assistant Examiner — Sydney Buffalow

(74) *Attorney, Agent, or Firm* — Daniel S. Cohn; Husch Blackwell LLP

(57) **CLAIM**

The ornamental design for a collage photo frame, as shown and described.

DESCRIPTION

FIG. 1 is a perspective view of a collage photo frame showing my new design;

FIG. 2 is a front elevation view thereof;

FIG. 3 is a rear elevation view thereof;

FIG. 4 is a left side elevation view thereof;

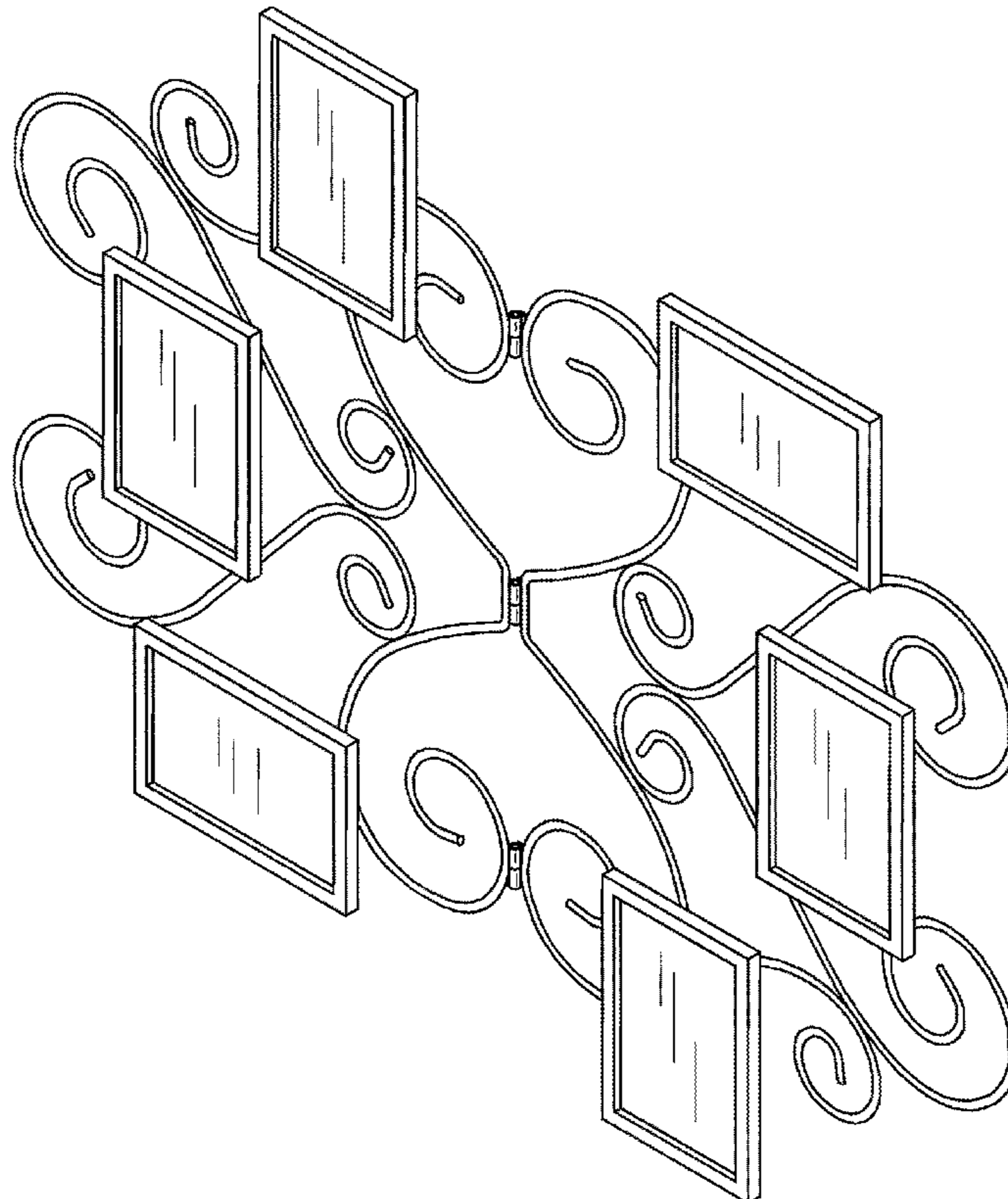
FIG. 5 is a right side elevation view thereof;

FIG. 6 is a top plan view thereof; and,

FIG. 7 is a bottom plan view thereof.

A hinged photo collage having six rectangular photo frames positioned on an ornate support structure. As shown in FIGS. 1-7, the collage photo frame is shown in a flat configuration. However, it will be understood that the design encompasses the depicted collage photo frame when angled at the hinges.

1 Claim, 3 Drawing Sheets



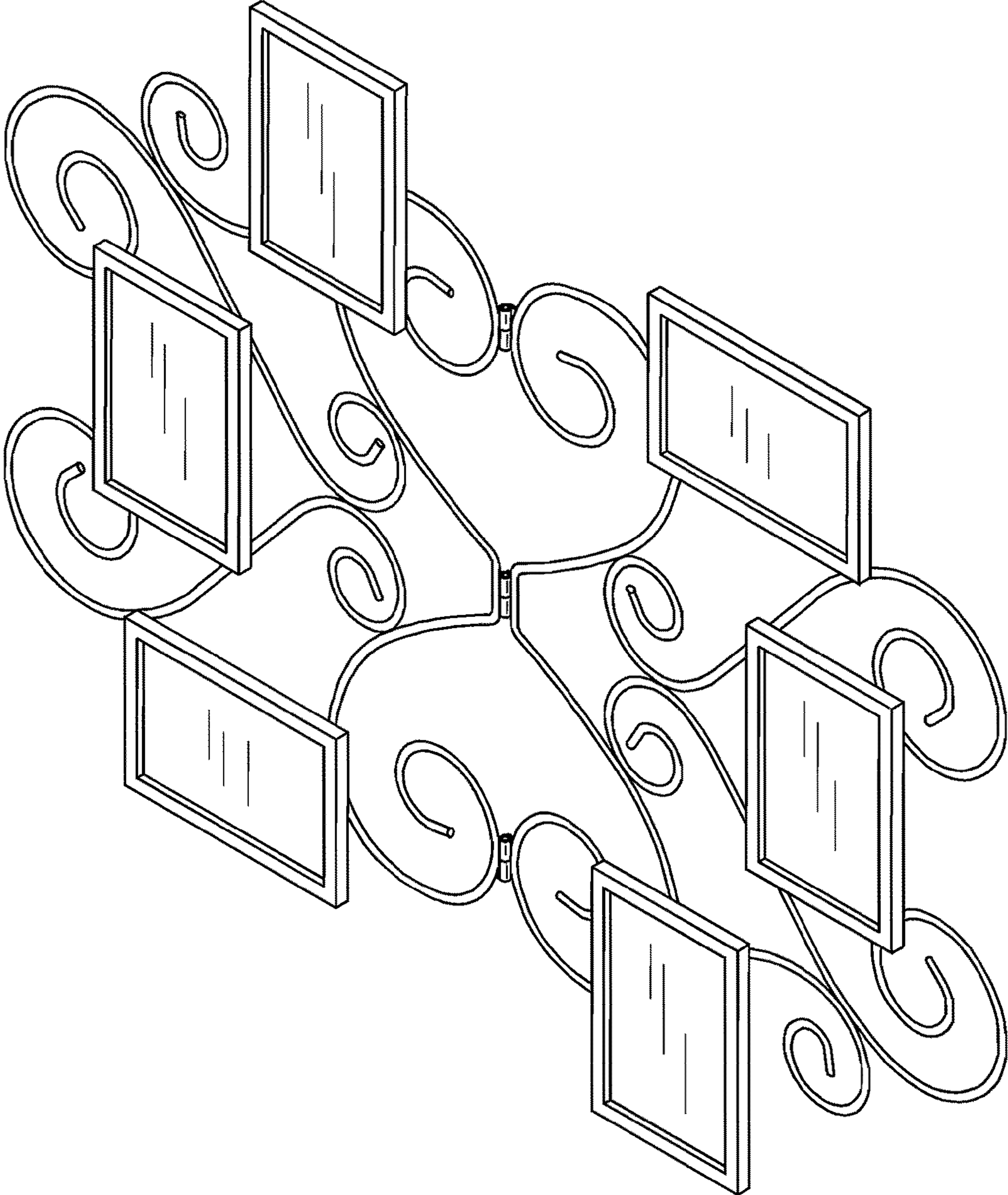


FIG. 1




FIG. 2

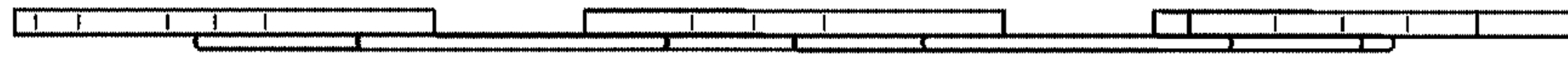


FIG. 4



FIG. 6




FIG. 3




FIG. 5



FIG. 7