



US00D649333S

(12) **United States Design Patent**  
**Miller**

(10) **Patent No.:** **US D649,333 S**

(45) **Date of Patent:** **\*\* Nov. 29, 2011**

(54) **GAITER**

(76) Inventor: **Cheryl Miller**, Lakewood, CO (US)

(\*\*) Term: **14 Years**

(21) Appl. No.: **29/383,926**

(22) Filed: **Jan. 24, 2011**

(51) **LOC (9) Cl.** ..... **02-04**

(52) **U.S. Cl.** ..... **D2/901**

(58) **Field of Classification Search** ..... D02/897,  
D02/901, 910-913, 946, 970, 971; 36/2 R,  
36/7.2, 7.3, 7.1 R, 100, 101, 45; 2/61; D24/190,  
D24/192

See application file for complete search history.

(56) **References Cited**

U.S. PATENT DOCUMENTS

D62,741 S *	7/1923	Nichols	.....	D2/901
D64,218 S *	3/1924	Timson	.....	D2/901
D150,473 S *	8/1948	Stalie	.....	D2/901
D270,869 S *	10/1983	Kronberg	.....	D2/901
D345,252 S *	3/1994	Randall	.....	D2/901
D396,740 S *	8/1998	Magliulo	.....	D2/901

D520,218 S *	5/2006	Mayers	.....	D2/901
D551,828 S *	10/2007	Winjum	.....	D2/901
D564,187 S *	3/2008	Webb	.....	D2/901

\* cited by examiner

*Primary Examiner* — Robert M. Spear

*Assistant Examiner* — Rashida C McCoy

(74) *Attorney, Agent, or Firm* — Sheridan Ross P.C.

(57) **CLAIM**

The ornamental design for a gaiter, as shown and described.

**DESCRIPTION**

FIG. 1 is a perspective view of a gaiter showing my new design;

FIG. 2 is a first side elevation view thereof;

FIG. 3 is a second side elevation view thereof;

FIG. 4 is a rear elevation view thereof;

FIG. 5 is a front elevation view thereof;

FIG. 6 is a top plan view thereof; and,

FIG. 7 is a bottom plan view thereof.

The large dashed lines represent claimed stitching. The small dash lines illustrate environmental structure and form no part of the claimed design.

**1 Claim, 6 Drawing Sheets**

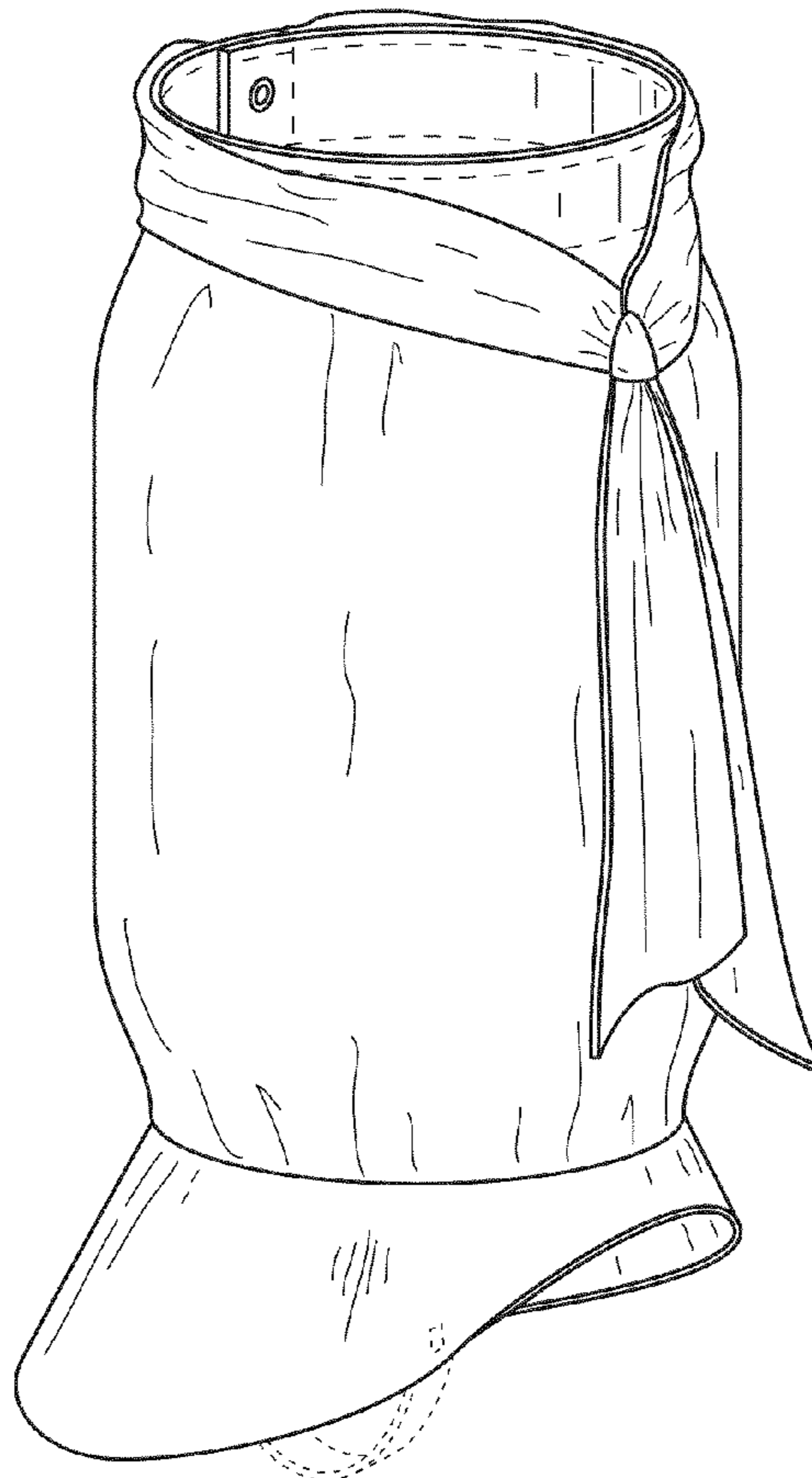




FIG. 1



FIG.2

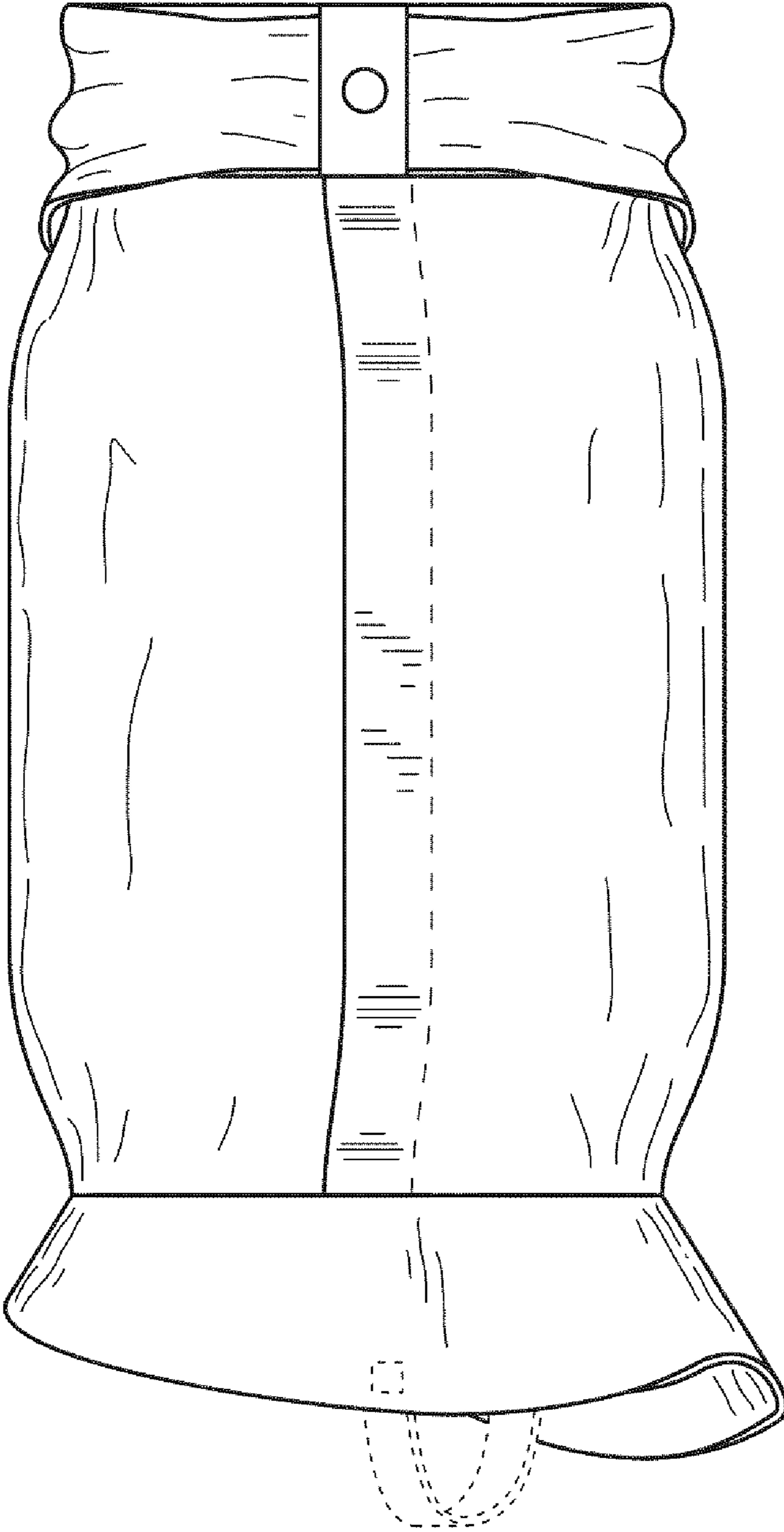


FIG. 3

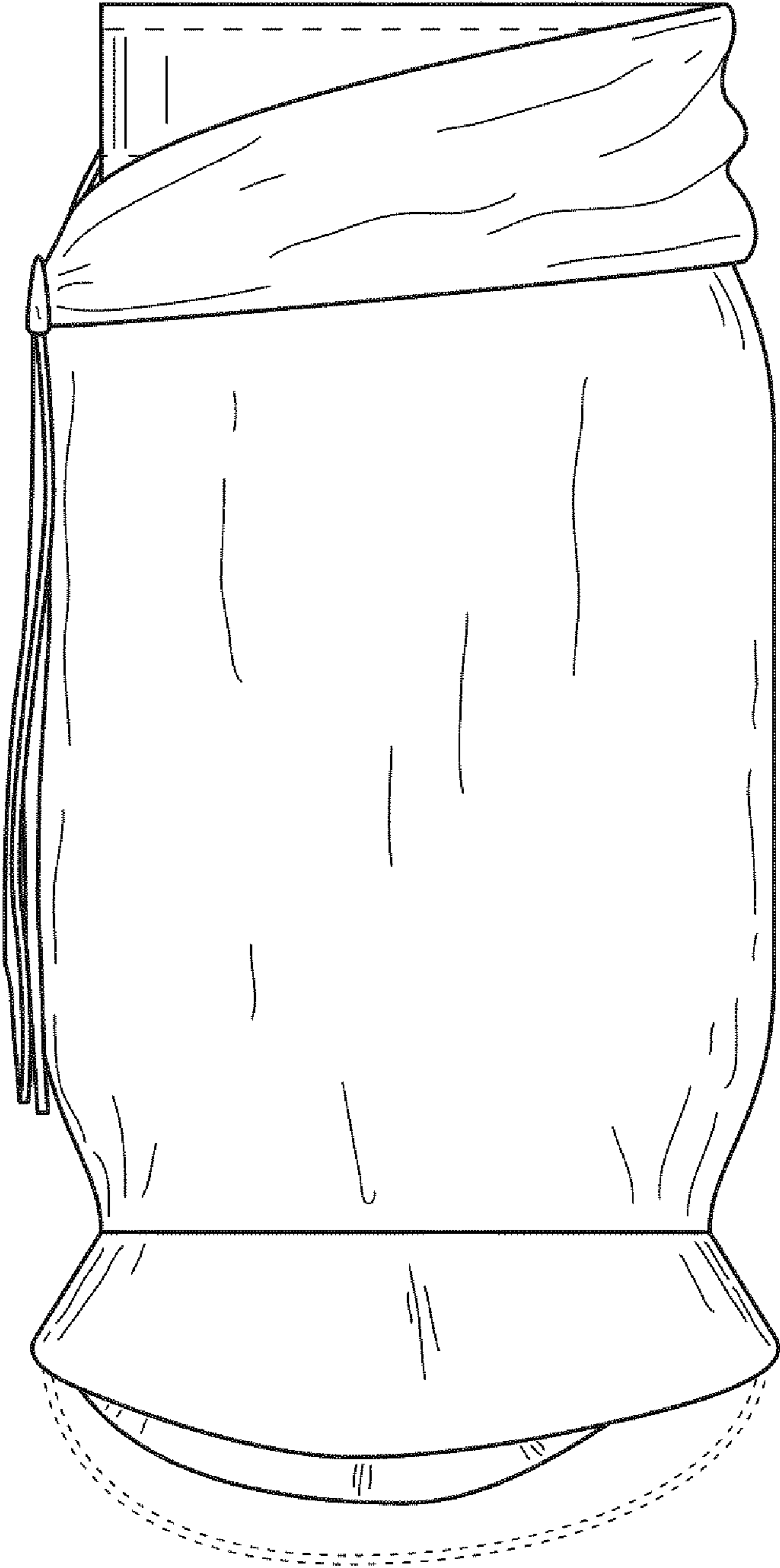


FIG.4




FIG.5

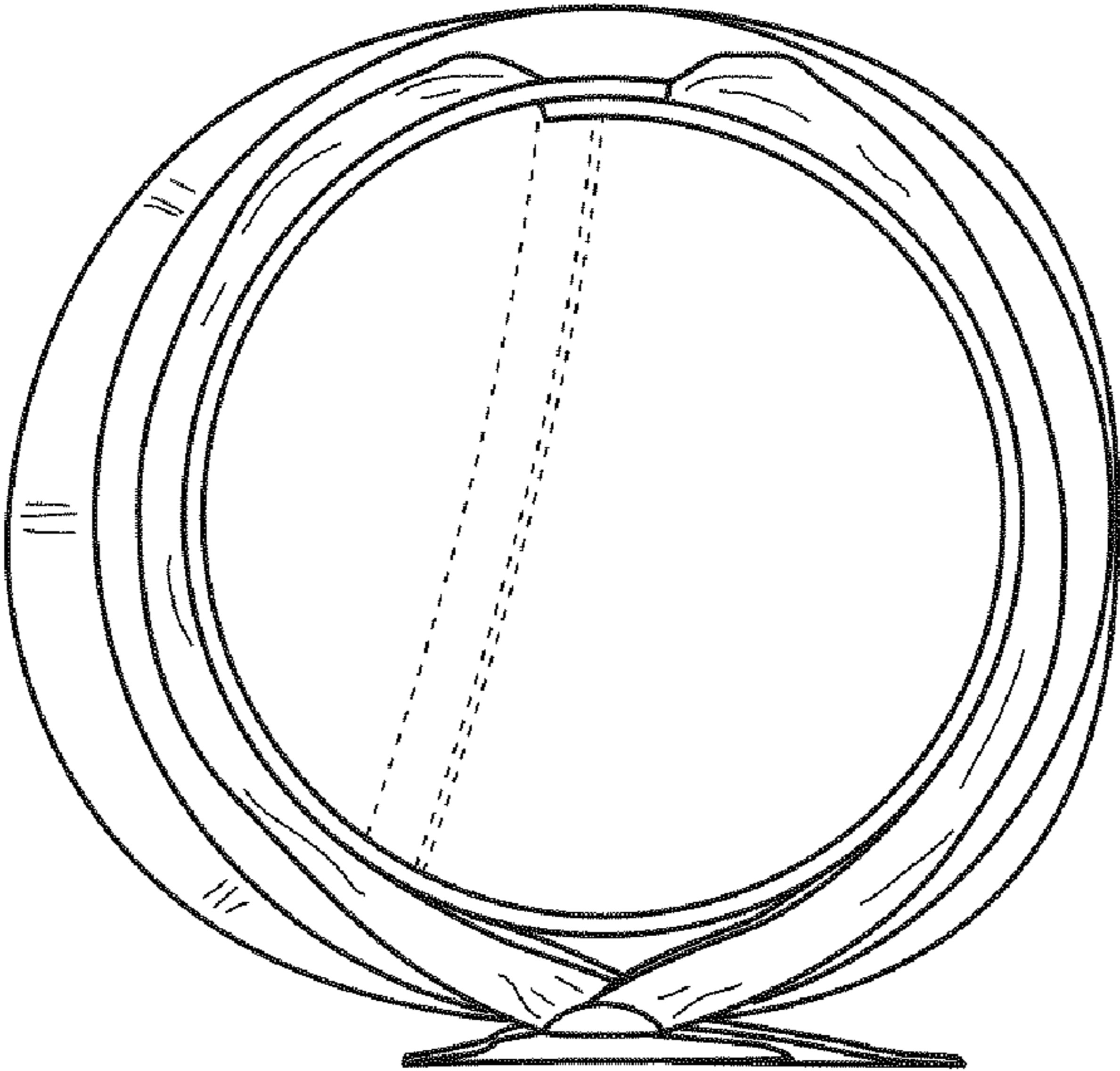


FIG. 6

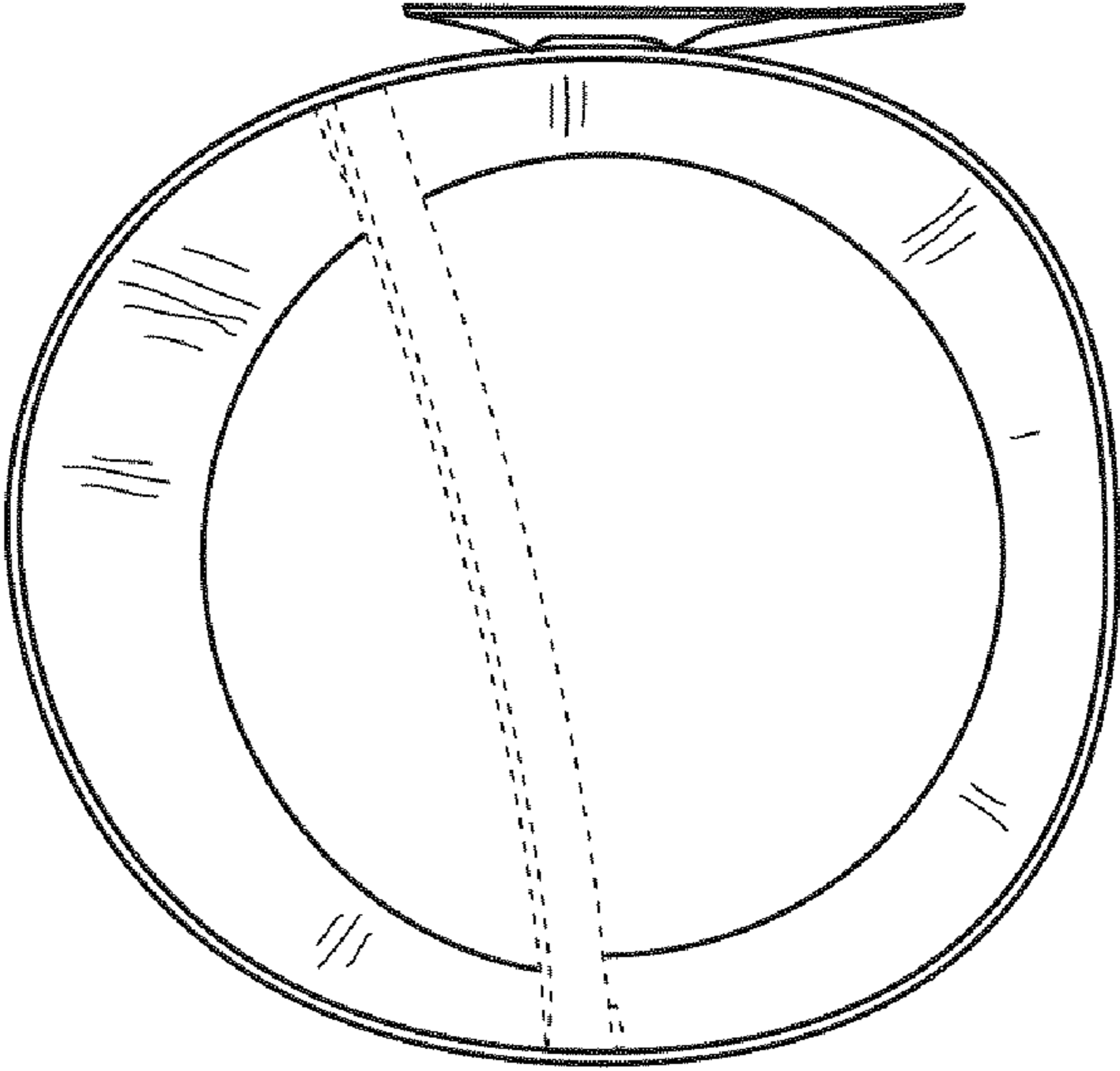


FIG. 7