



US00D649326S

(12) **United States Design Patent**
Pontiff

(10) **Patent No.:** **US D649,326 S**

(45) **Date of Patent:** **** Nov. 29, 2011**

(54) **BANANA GLOVE**

(76) Inventor: **Anthony Wayne Pontiff**, New Orleans,
LA (US)

(**) Term: **14 Years**

(21) Appl. No.: **29/348,737**

(22) Filed: **Feb. 3, 2010**

(51) **LOC (9) Cl.** **02-06**

(52) **U.S. Cl.** **D2/613**

(58) **Field of Classification Search** D2/610,
D2/612, 614-623; D29/113, 116.2, 117.1-119,
D29/120.1, 123; 2/16, 159, 161.1-161.8,
2/162, 198, 170, 455, 908, 917; D24/190;
D28/63; D32/40, 42, 43, 41; D21/807; D3/215,
D3/224, 226, 218; 224/219, 222, 267, 237;
40/586, 633; 15/104.94, 107, 227; D4/134;
D20/33

See application file for complete search history.

(56) **References Cited**

U.S. PATENT DOCUMENTS

5,564,127 A * 10/1996 Manne 2/161.7
D522,716 S * 6/2006 Kishihara et al. D2/623

7,089,600 B2 * 8/2006 Morita 2/161.6
D530,058 S * 10/2006 Kishihara et al. D2/623
D584,859 S * 1/2009 Kishihara et al. D29/117.2
D608,076 S * 1/2010 Thompson et al. D2/617
D620,680 S * 8/2010 Thompson et al. D2/617
D640,836 S * 6/2011 Sweeney et al. D29/117.2
2006/0143767 A1 * 7/2006 Yang et al. 2/16

* cited by examiner

Primary Examiner — Raphael Barkai

Assistant Examiner — Randall H Gholson

(57) **CLAIM**

The ornamental design for a banana glove, as shown.

DESCRIPTION

FIG. 1 is a perspective view of a banana glove showing my new design;

FIG. 2 is a left side view thereof;


FIG. 3 is a bottom view thereof;

FIG. 4 is a top view thereof;

FIG. 5 is a plan view thereof; and,

FIG. 6 is a right side view thereof.

1 Claim, 2 Drawing Sheets






FIG. 1



FIG. 2




FIG. 3

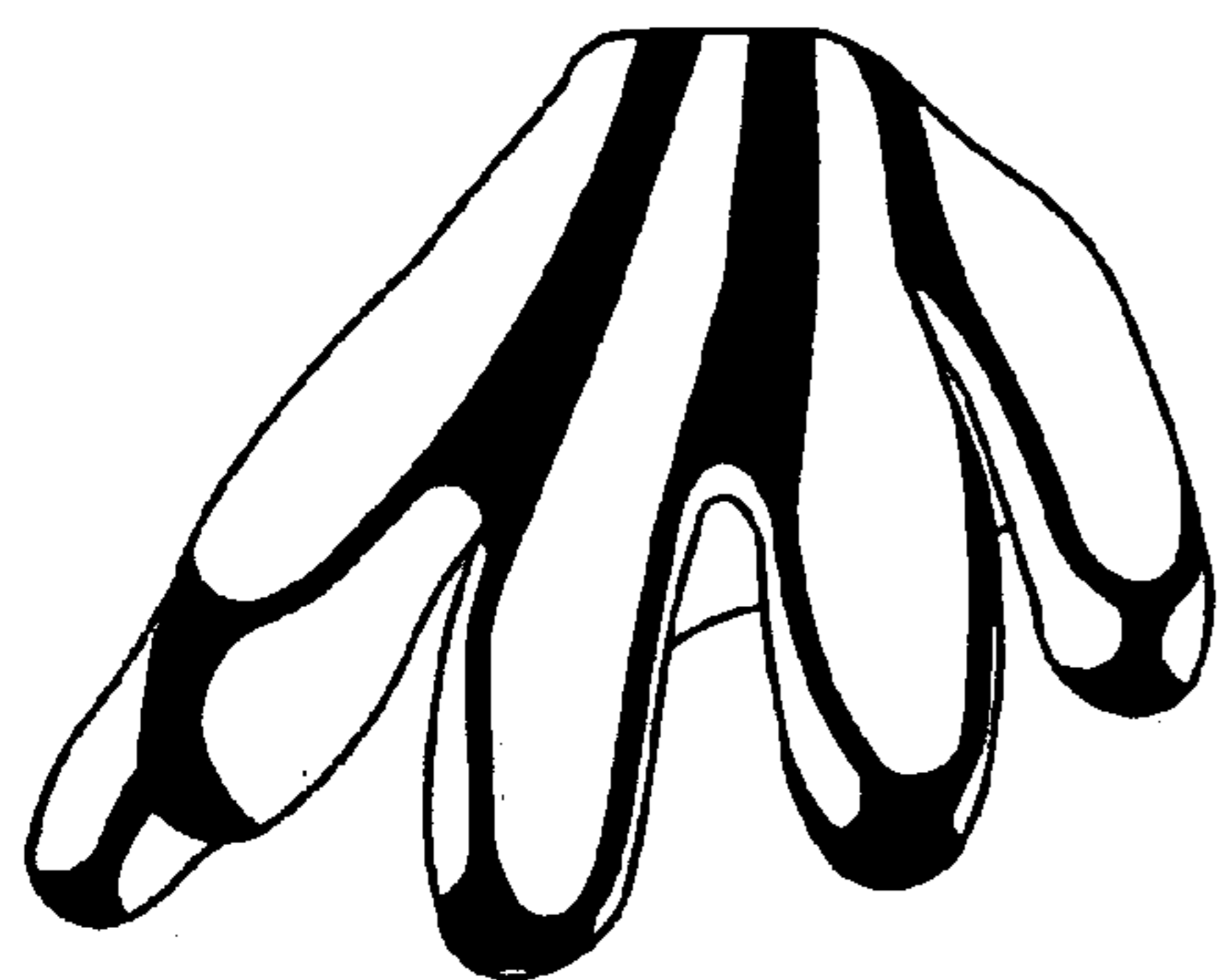


FIG. 4



FIG. 6




FIG. 5