



US00D649324S

(12) **United States Design Patent**  
**Baldi et al.**

(10) **Patent No.:** **US D649,324 S**

(45) **Date of Patent:** **\*\* Nov. 22, 2011**

(54) **FUNERAL URN**

(76) Inventors: **Emanuele Baldi**, Quarrata (IT); **Luigi Catalano**, Quarrata (IT)

(\*\*) **Term:** **14 Years**

(21) **Appl. No.:** **29/370,637**

(22) **Filed:** **Aug. 16, 2010**

(30) **Foreign Application Priority Data**

Feb. 19, 2010 (IT) ..... FI2010O0014

(51) **LOC (9) Cl.** ..... **99-01**

(52) **U.S. Cl.** ..... **D99/5**

(58) **Field of Classification Search** ..... D99/1,  
D99/5; 27/2-10; D3/901, 903; D9/414,  
D9/430, 771; D6/442, 470; 229/108.1, 110,  
229/109, 116, 125.19, 122, 150, 153, 117.07  
See application file for complete search history.

(56) **References Cited**

**U.S. PATENT DOCUMENTS**

268,623	A *	12/1882	Percks et al.	.....	187/326
D16,629	S *	4/1886	Whitman	.....	D9/771
1,649,088	A *	11/1927	Tinsley	.....	229/108
D75,980	S *	8/1928	Pfeifer	.....	D9/430
2,075,624	A *	3/1937	Potter	.....	229/108
2,517,552	A *	8/1950	Field	.....	229/110
2,925,213	A *	2/1960	Zukoski	.....	229/122
3,174,675	A *	3/1965	Rosenburg, Jr.	.....	229/108.1
D213,777	S *	4/1969	Chandler	.....	D99/5

D263,088	S *	2/1982	Krech	.....	D99/5
4,337,888	A *	7/1982	Kudalkar	.....	229/198.2
D268,374	S *	3/1983	Dercks et al.	.....	D99/5
D272,577	S *	2/1984	Dercks et al.	.....	D99/5
4,607,785	A *	8/1986	Croley	.....	229/117.07
D322,758	S *	12/1991	Haire	.....	D9/430
D395,123	S *	6/1998	Barretto	.....	D99/5
D424,274	S *	5/2000	Pentland	.....	D99/5
D444,287	S *	6/2001	Cass	.....	D99/5
D444,932	S *	7/2001	Greiwe et al.	.....	D99/5
6,421,890	B1 *	7/2002	Biggar	.....	27/1

\* cited by examiner

*Primary Examiner* — Paula Greene

(74) *Attorney, Agent, or Firm* — Pollack, P.C.

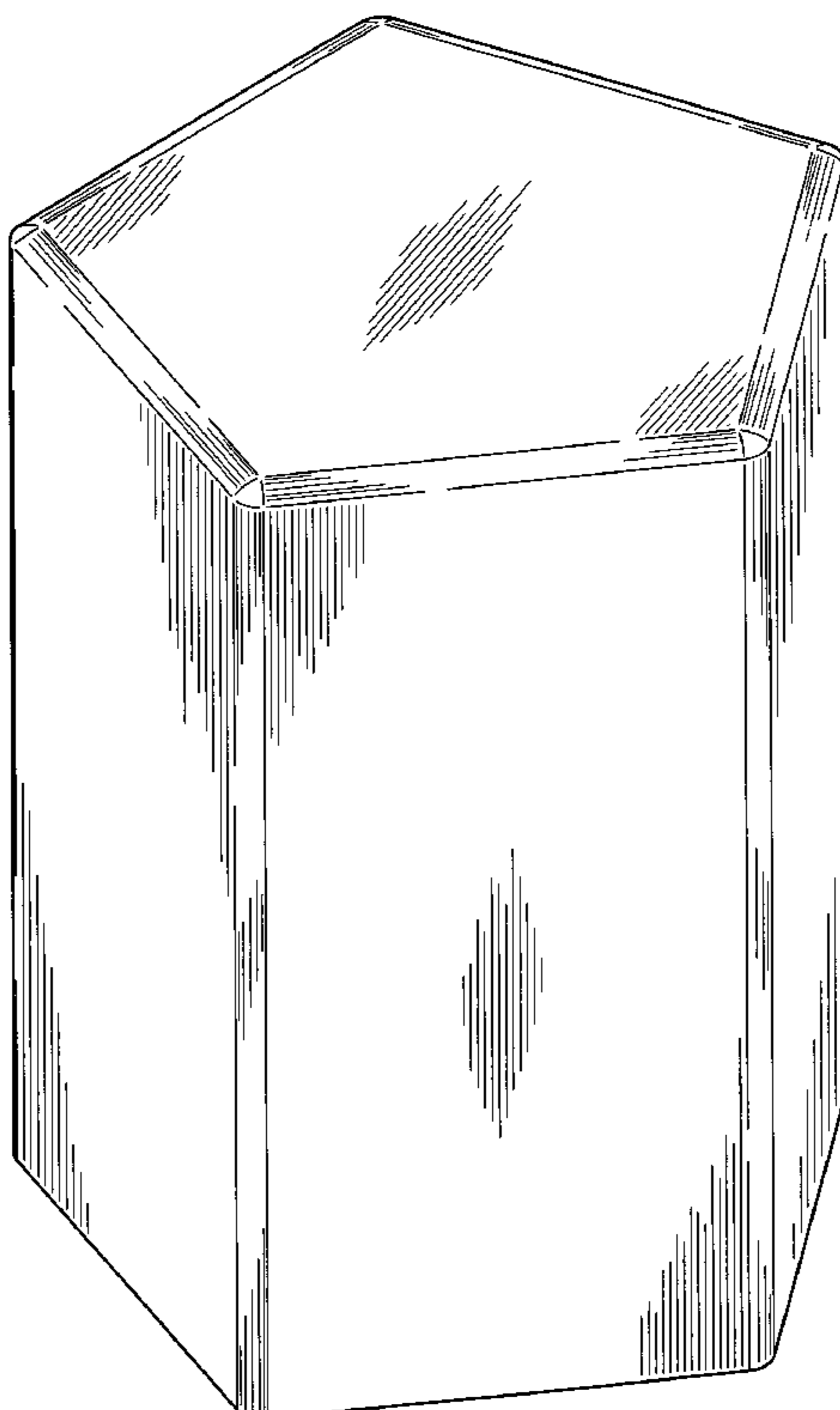
(57) **CLAIM**

The ornamental design of a funeral urn, substantially as shown and described.

**DESCRIPTION**

FIG. 1 is a perspective view of a specific, illustrative funeral urn showing my new design;  
FIG. 2 is a front view of the urn shown in FIG. 1;  
FIG. 3 is a rear view of the urn illustrated in FIG. 1;  
FIG. 4 is a side view of the urn shown in FIG. 1, the opposite side view being a mirror image thereof;  
FIG. 5 is a plan view of the urn set forth in FIG. 1; and,  
FIG. 6 is a bottom view of the urn illustrated in FIG. 5.

**1 Claim, 6 Drawing Sheets**



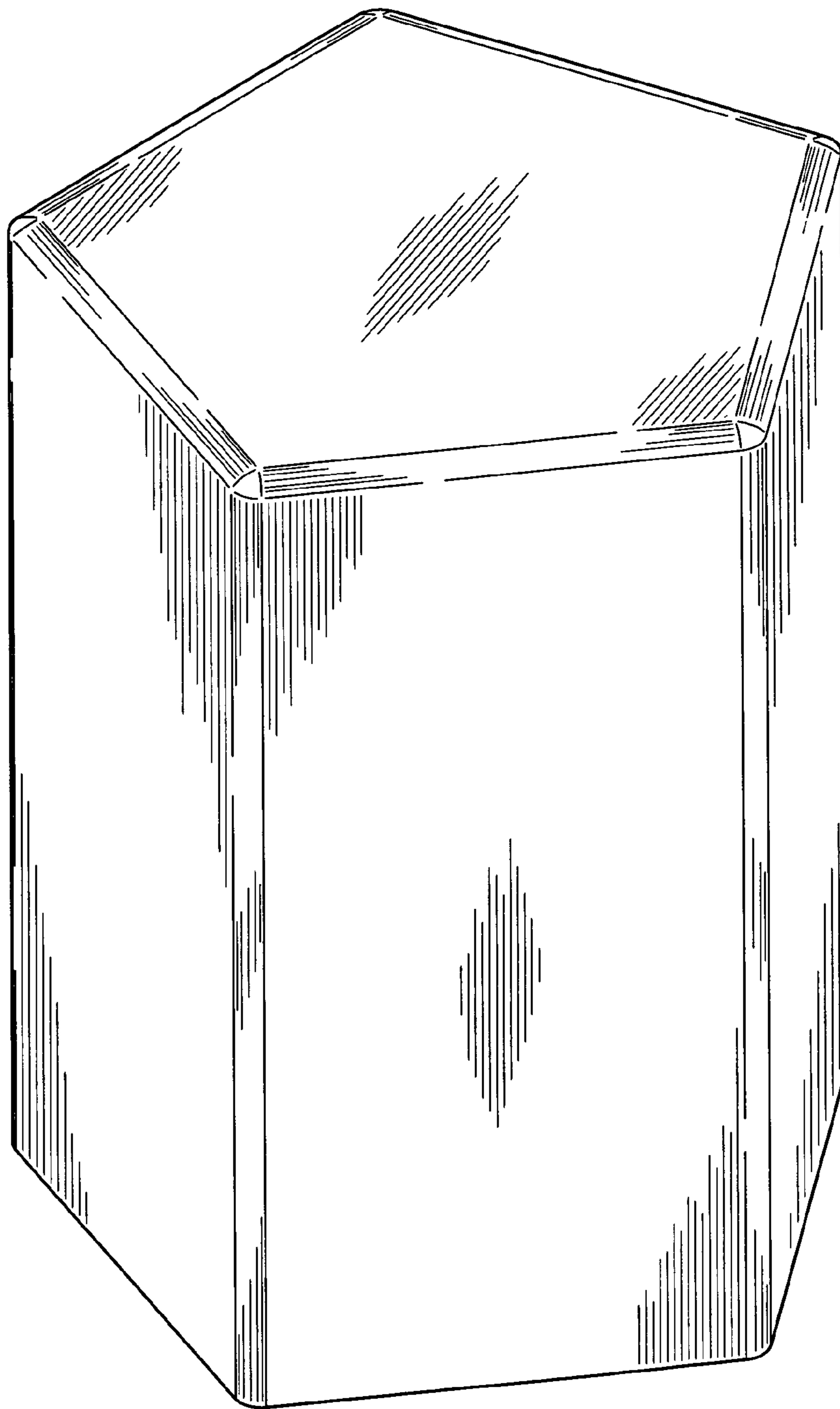


FIG. 1

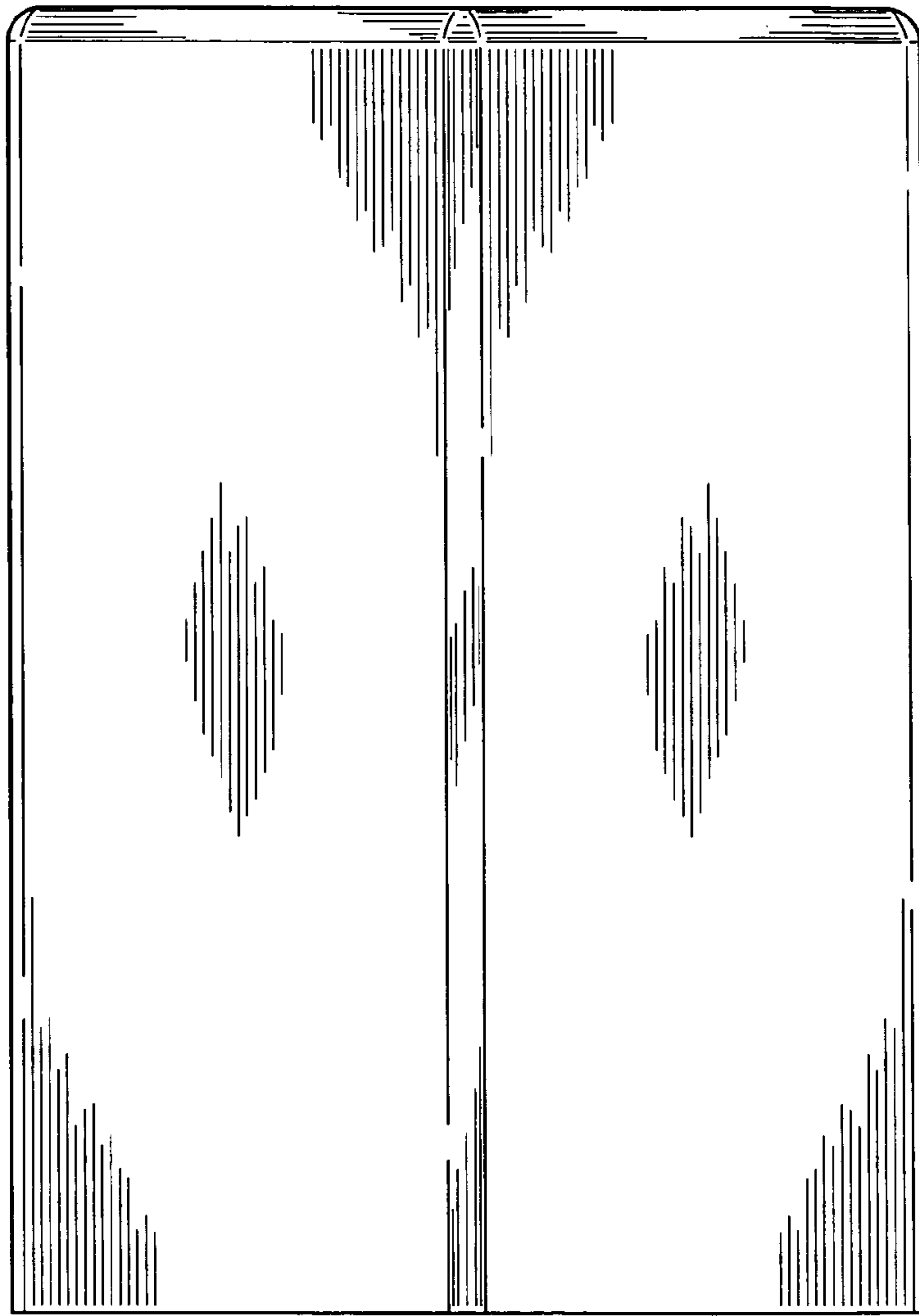


FIG. 2

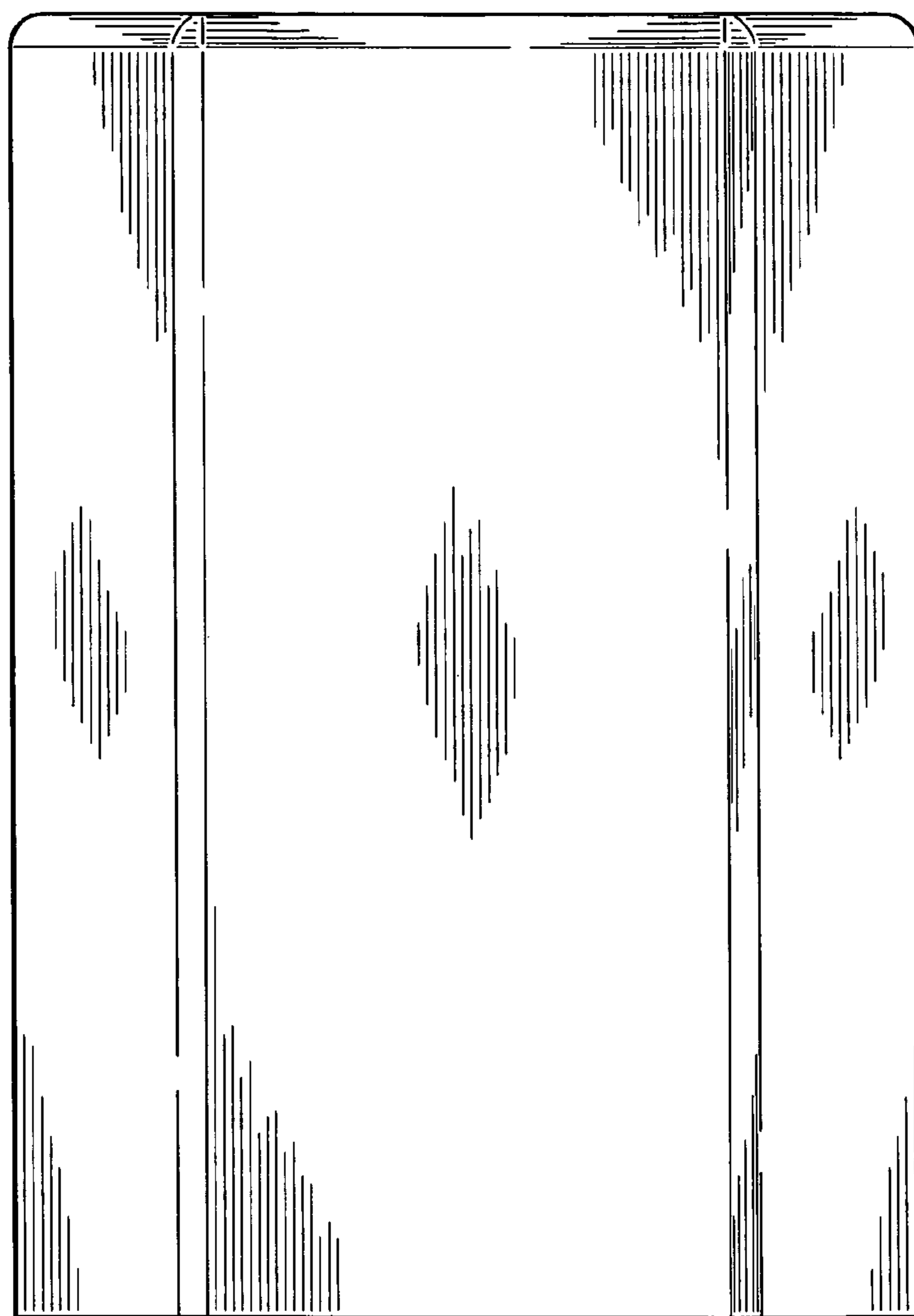


FIG. 3

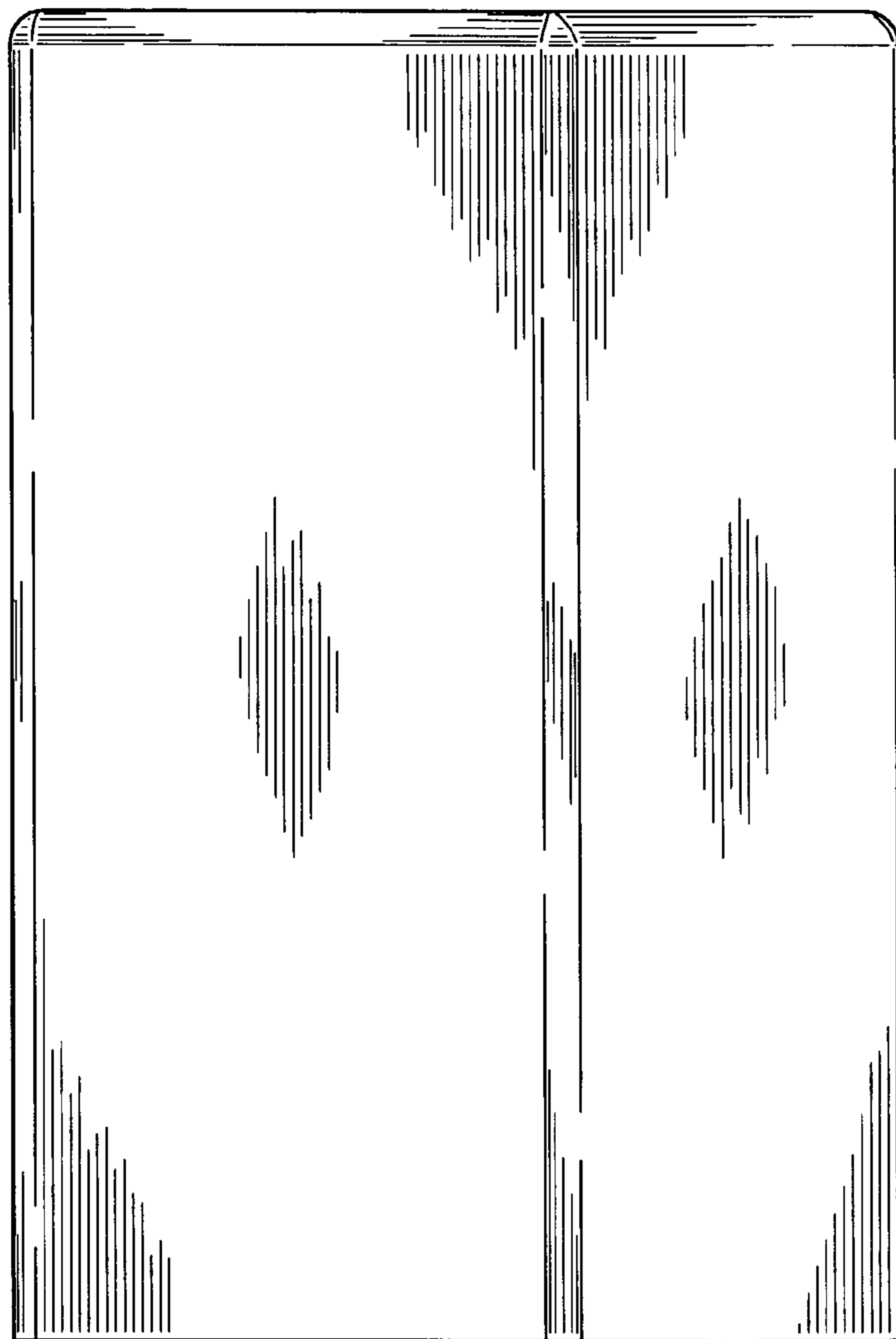


FIG. 4

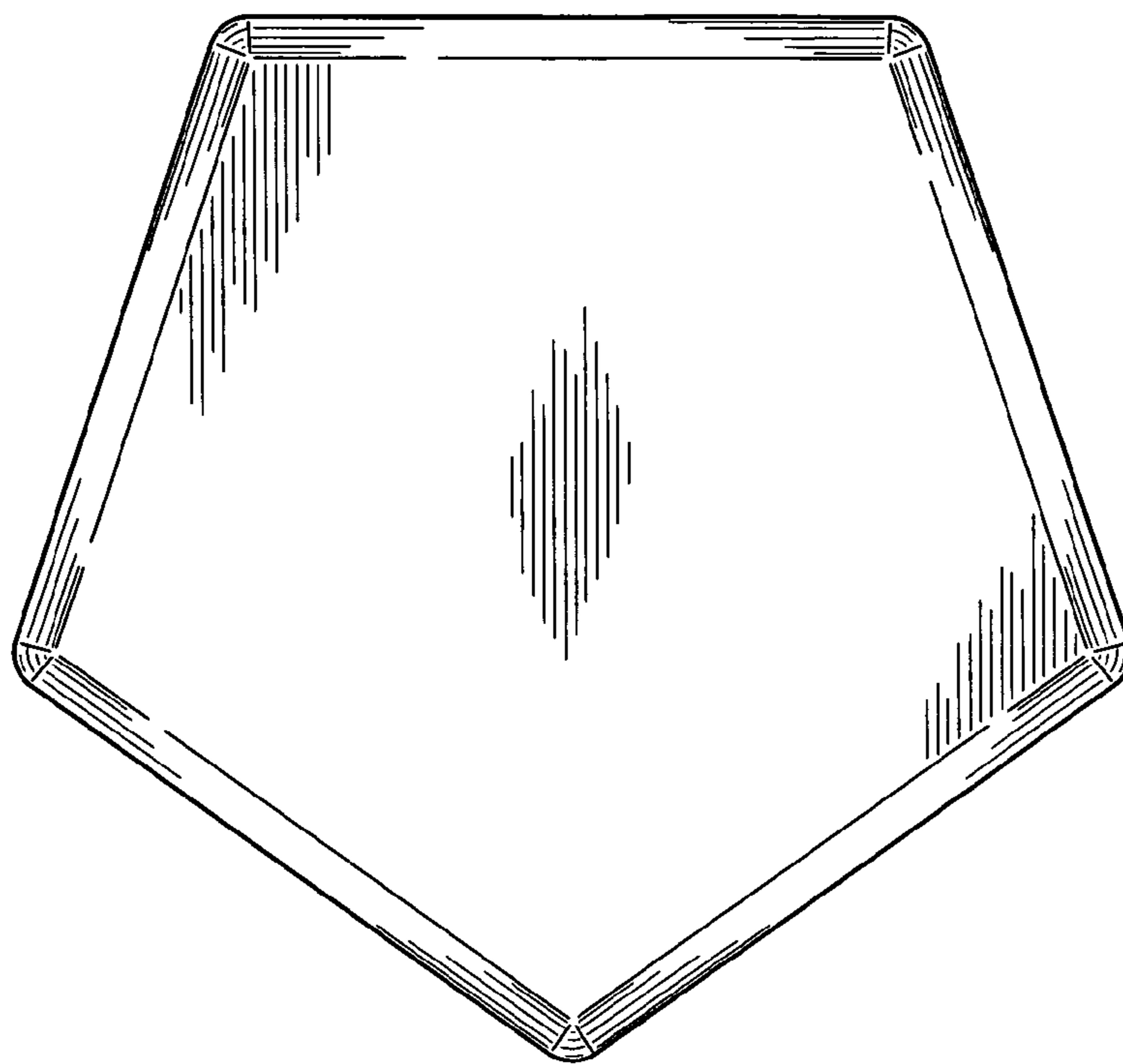


FIG. 5

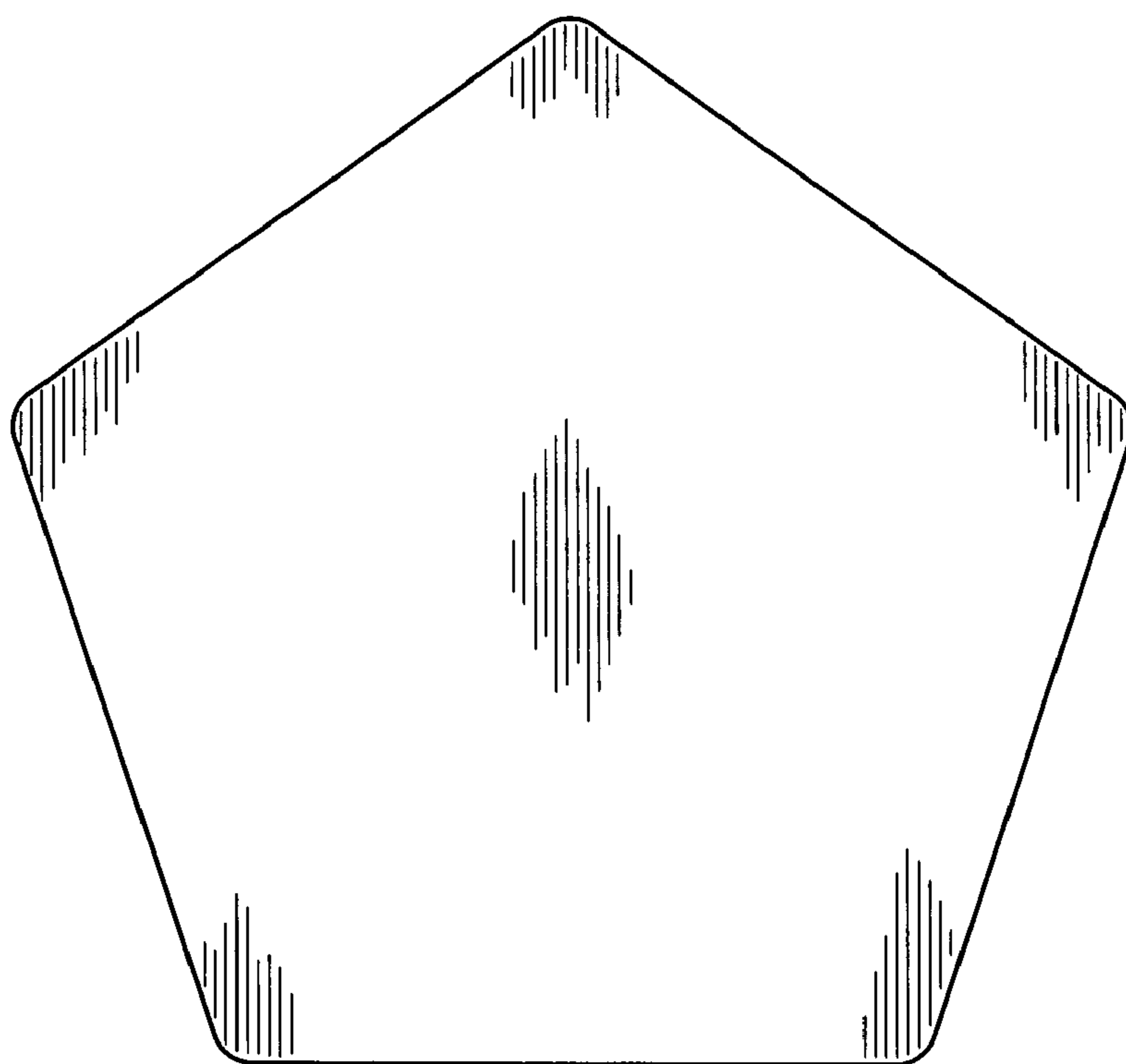


FIG. 6