



US00D649309S

(12) **United States Design Patent**
Spann

(10) **Patent No.:** **US D649,309 S**

(45) **Date of Patent:** **** Nov. 22, 2011**

(54) **VACUUM ATTACHMENT NOZZLE FOR
REMOVAL OF CONCRETE RESIDUE FROM
ANCHOR HOLES**

(76) Inventor: **Jared Vincent Spann**, Atascadero, CA
(US)

(**) Term: **14 Years**

(21) Appl. No.: **29/382,841**

(22) Filed: **Jan. 7, 2011**

(51) **LOC (9) Cl.** **15-05**

(52) **U.S. Cl.** **D32/33**

(58) **Field of Classification Search** 15/395-397,
15/344, 320-322, 410-411, 143.1, 327.1,
15/361, 327, 1, 329, 350, 353, 1.51, 393;
285/7; D32/31, 22, 17, 25, 18; 55/357; 134/198;
392/404; D8/62, 68; D23/223

See application file for complete search history.

(56) **References Cited**

U.S. PATENT DOCUMENTS

1,694,257	A	12/1928	Hagopian	
1,823,071	A	9/1931	Thamm	
1,869,730	A	8/1932	Antle	
1,902,534	A	3/1933	Wielatz	
2,203,088	A	6/1940	Hansson	
2,206,738	A	7/1940	Brock et al.	
2,243,120	A	5/1941	Pollitt	
2,606,338	A	8/1951	DeLorenzo	
2,811,738	A	11/1957	Gall	
D202,216	S *	9/1965	Liljemark	D23/226
3,425,084	A	2/1969	St. Laurence et al.	
D243,532	S *	3/1977	Fyffe	D23/223
4,053,962	A	10/1977	McDowell	
D287,993	S *	1/1987	Crow	D23/223
D303,139	S *	8/1989	Morgan	D23/223
5,050,266	A	9/1991	Schneider	
D333,077	S *	2/1993	Mikiya	D8/62

D337,370	S *	7/1993	Spriggs et al.	D23/223
5,533,230	A	7/1996	Rouda	
D376,838	S *	12/1996	Potts et al.	D23/223
D382,456	S *	8/1997	Granville, Jr.	D8/68
D412,273	S *	7/1999	Chung	D8/62
6,260,232	B1	7/2001	Nelson et al.	
6,513,192	B1	2/2003	Pearlstein	
6,530,118	B2	3/2003	Oh	
6,799,350	B1	10/2004	Gordon	
D512,122	S *	11/2005	Yorns et al.	D23/223
D572,341	S *	7/2008	Georgel	D23/223
D619,438	S *	7/2010	Lee	D8/68
2007/0277345	A1 *	12/2007	Spann	15/395

* cited by examiner

Primary Examiner — Ruth McNroy

(74) *Attorney, Agent, or Firm* — William Keyworth; Bill & Mary Lou Inc.

(57) **CLAIM**

The ornamental design for a vacuum attachment nozzle for removal of concrete residue from anchor holes, as shown and described.

DESCRIPTION

FIG. 1 is a side view of the vacuum attachment nozzle for removal of concrete residue from anchor holes. The opposite side is a mirror image and therefore is not shown. The broken line drawing of a vacuum hose is for illustrative purposes only and forms no part of the claimed design.

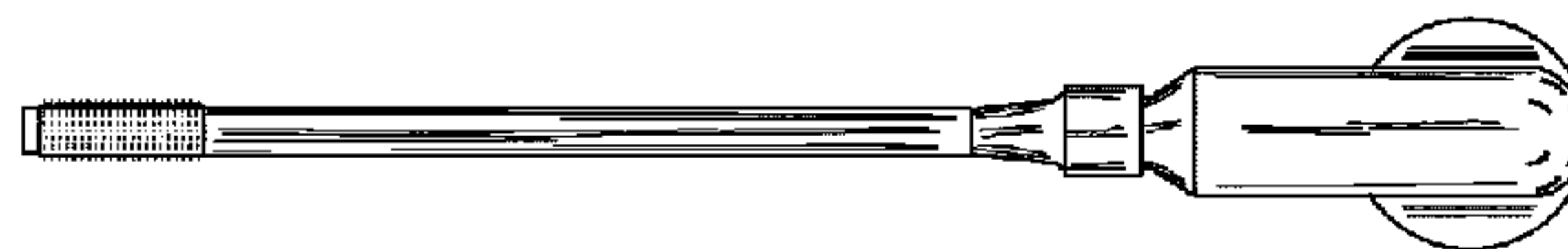
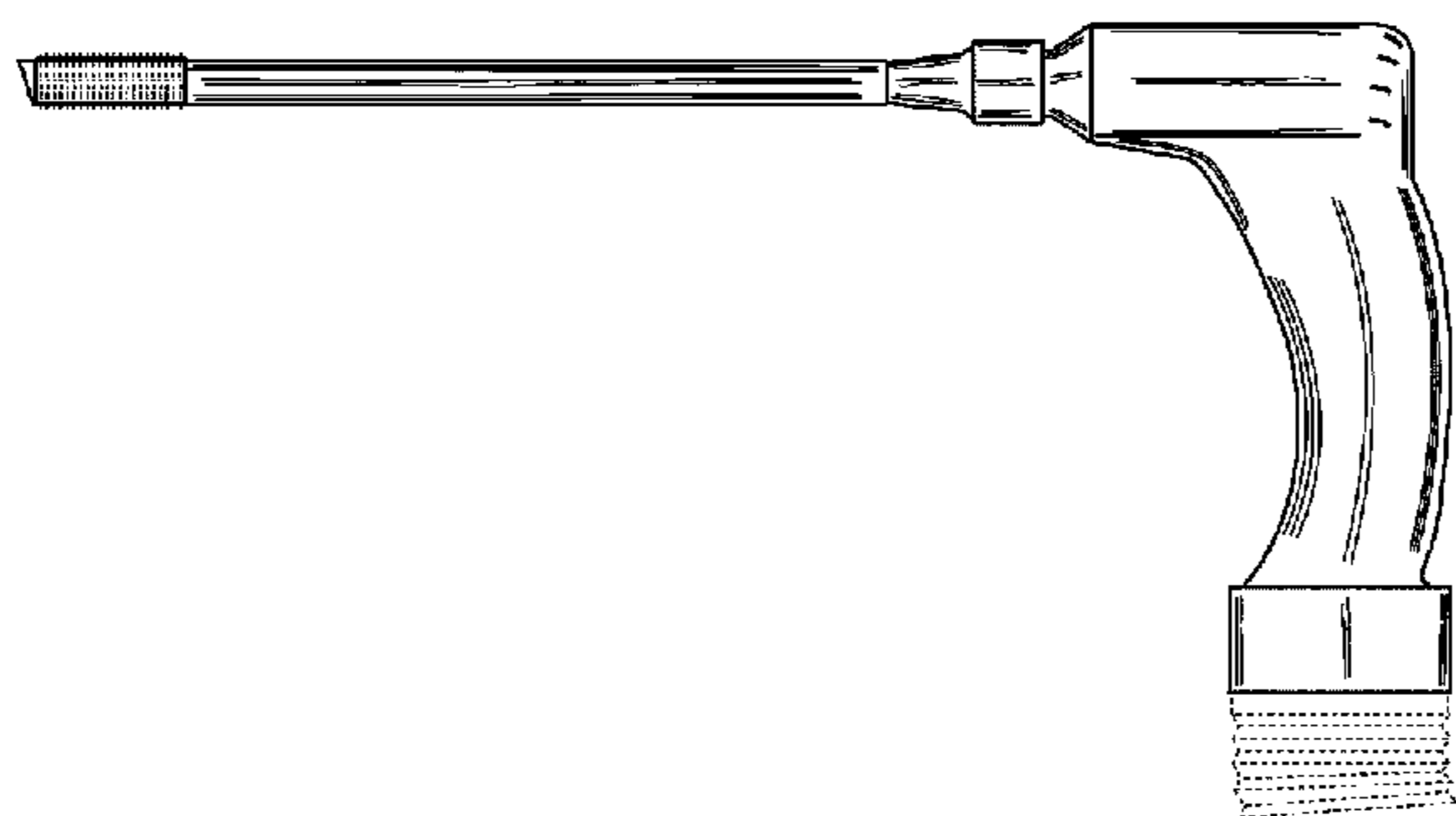
FIG. 2 is a top view thereof.

FIG. 3 is a bottom view thereof.

FIG. 4 is a back view thereof. The broken line drawing of a vacuum hose is for illustrative purposes only and forms no part of the claimed design; and,

FIG. 5 is a front view thereof. The broken line drawing of a vacuum hose is for illustrative purposes only and forms no part of the claimed design.

1 Claim, 2 Drawing Sheets



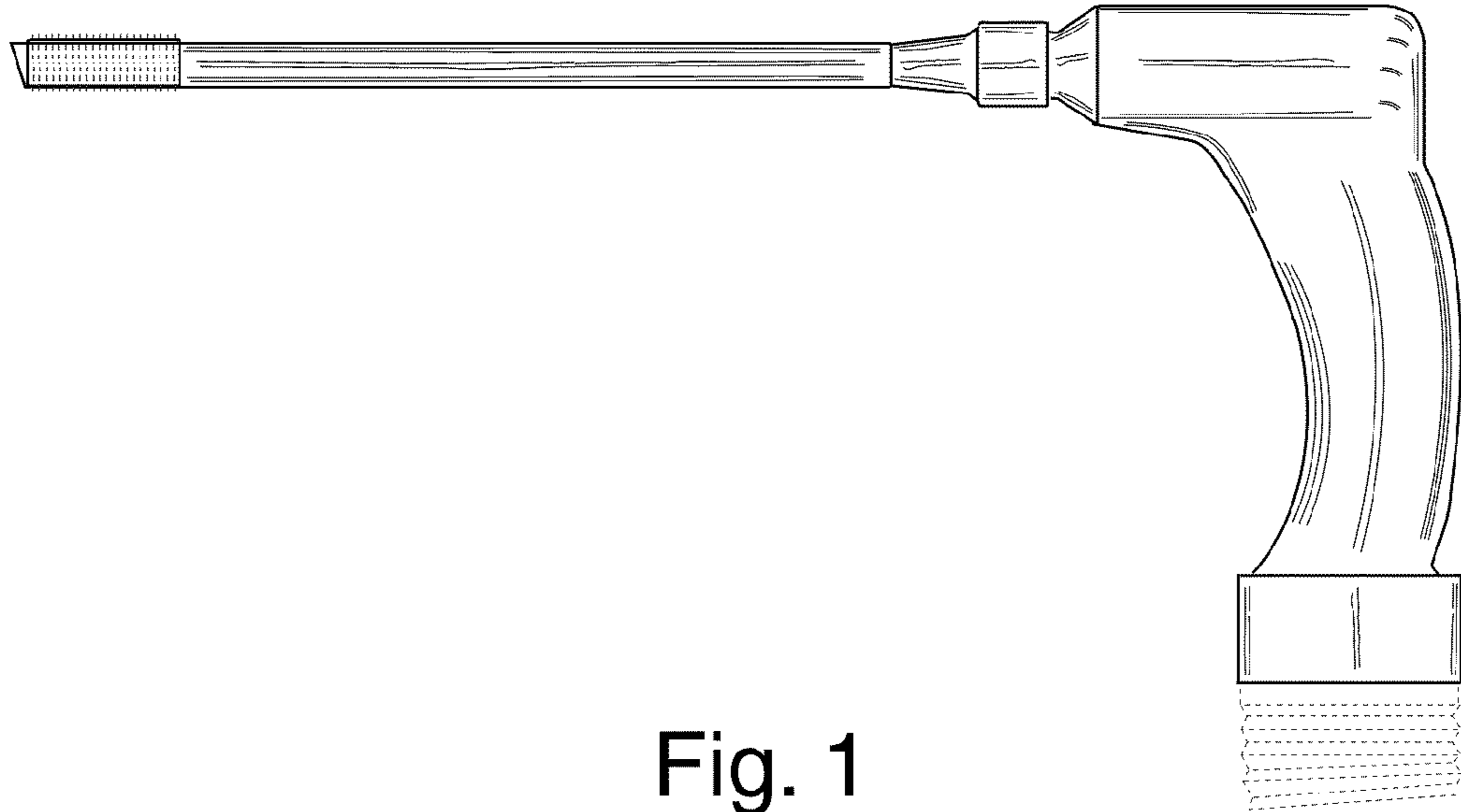


Fig. 1

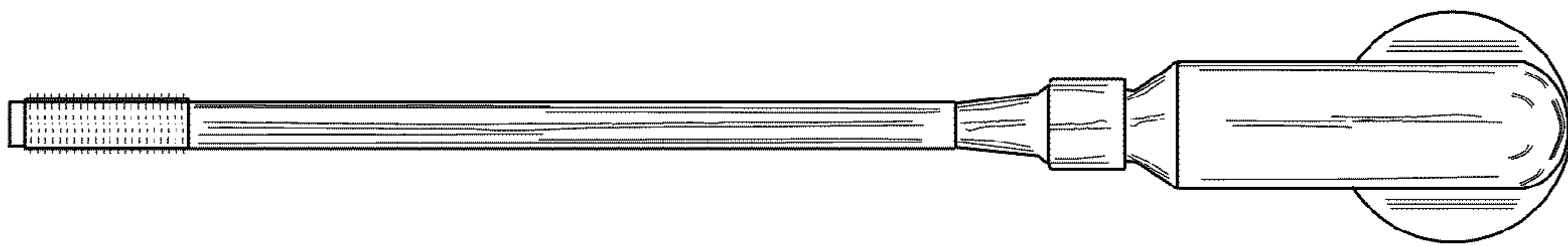


Fig. 2




Fig. 3

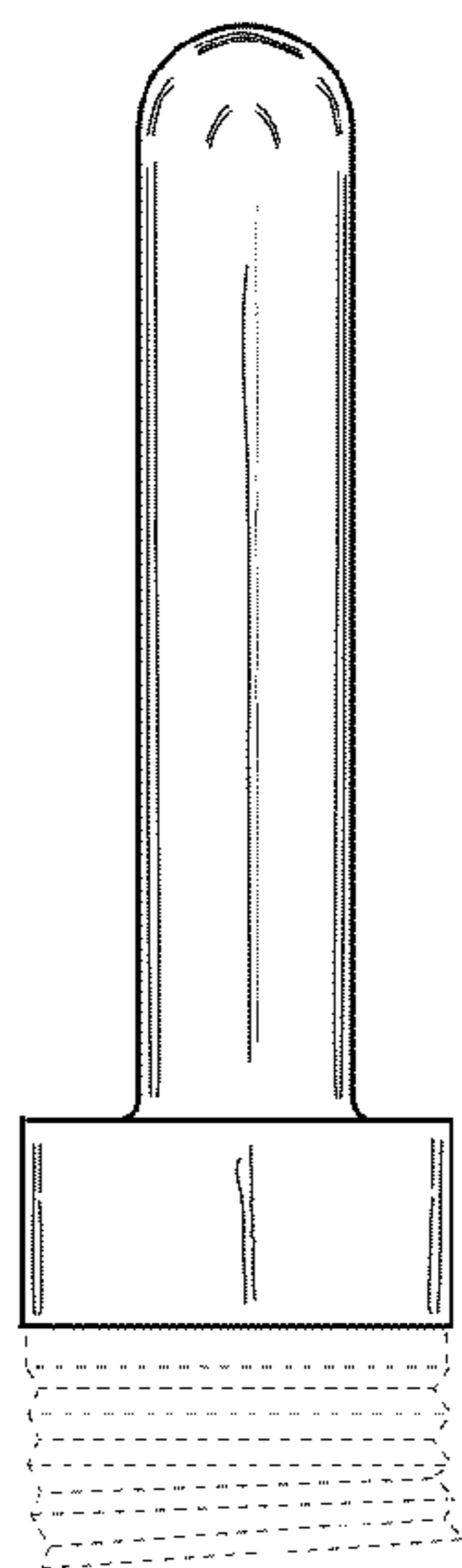


Fig. 4

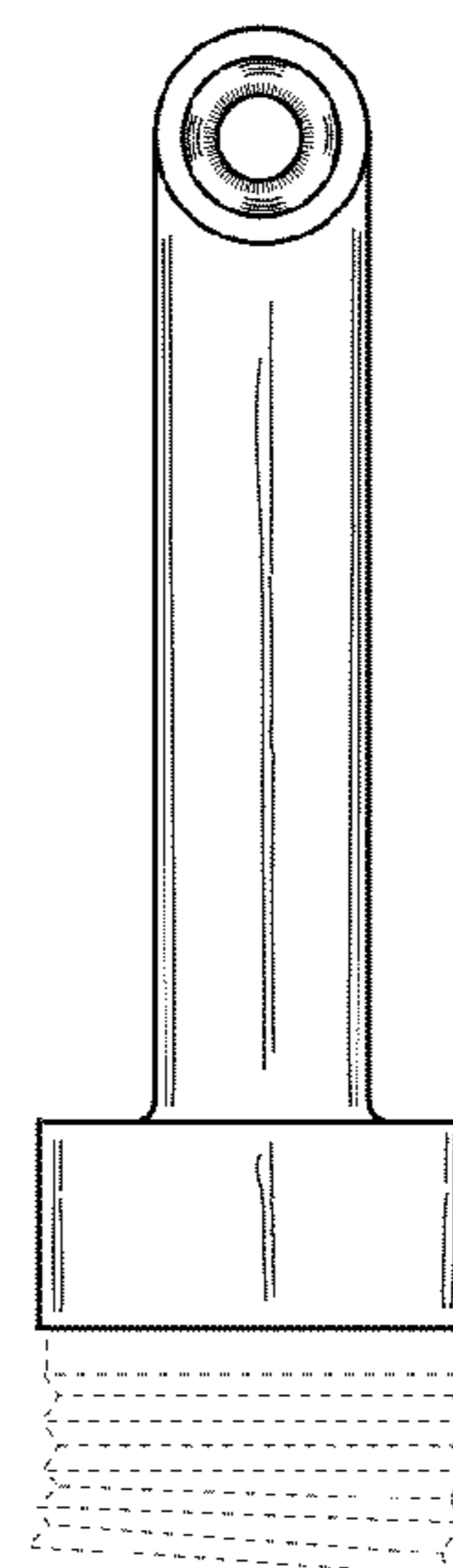


Fig. 5