



US00D649292S

(12) **United States Design Patent**  
**Choi et al.**

(10) **Patent No.:** **US D649,292 S**

(45) **Date of Patent:** **\*\* Nov. 22, 2011**

(54) **GLOVE**

(75) Inventors: **Yun Suk Choi**, Kyeonggi-Do (KR);  
**Kyong Mi Choi**, Vancouver, WA (US)

(73) Assignee: **Cestusline, Inc.**, Portland, OR (US)

(\*\*) Term: **14 Years**

(21) Appl. No.: **29/387,981**

(22) Filed: **Mar. 22, 2011**

(51) **LOC (9) Cl.** ..... **02-06**

(52) **U.S. Cl.** ..... **D29/117.2**

(58) **Field of Classification Search** ..... D2/610,  
D2/616, 617, 618, 619, 620, 621, 623; D24/190;  
D29/113, 114, 116.2, 117.1, 117.2, 122, 123;  
D32/40, 41, 42, 43; D28/63; 2/16, 20, 21,  
2/159, 161.1, 161.2, 161.3, 161.4, 161.5,  
2/161.6, 161.7, 161.8, 162, 170  
See application file for complete search history.

(56) **References Cited**

U.S. PATENT DOCUMENTS

1,664,542 A \* 4/1928 Douglass ..... 2/161.6  
5,581,809 A \* 12/1996 Mah ..... 2/20

5,675,839 A \* 10/1997 Gordon et al. .... 2/159  
6,185,747 B1 \* 2/2001 Hughes ..... 2/161.6  
6,543,058 B2 \* 4/2003 Litke ..... 2/161.2  
6,618,860 B1 \* 9/2003 Sullivan et al. .... 2/159  
6,704,939 B2 \* 3/2004 Faulconer ..... 2/161.1  
6,845,519 B2 \* 1/2005 Garneau ..... 2/161.1  
D513,828 S \* 1/2006 Bevier ..... D2/623  
D514,772 S \* 2/2006 Bevier ..... D2/623  
7,000,257 B2 \* 2/2006 Bevier ..... 2/159  
D581,102 S \* 11/2008 Faulconer ..... D29/117.2  
7,578,006 B2 \* 8/2009 Garneau ..... 2/161.1

\* cited by examiner

*Primary Examiner* — Karen E Eldridge Powers

(74) *Attorney, Agent, or Firm* — Banner & Witcoff, Ltd.


(57) **CLAIM**

The ornamental design for a glove, as shown and described.

**DESCRIPTION**

FIG. 1 is a bottom view of a glove showing our new design;  
FIG. 2 is a left side elevational view thereof;  
FIG. 3 is a right side elevational view thereof; and,  
FIG. 4 is a perspective bottom view thereof.  
The portion of a glove shown in broken lines in the drawings  
illustrates the article to which the design is applied, and forms  
no part of the claim.  
The stippling in the drawings represents texture.

**1 Claim, 3 Drawing Sheets**






FIG. 1

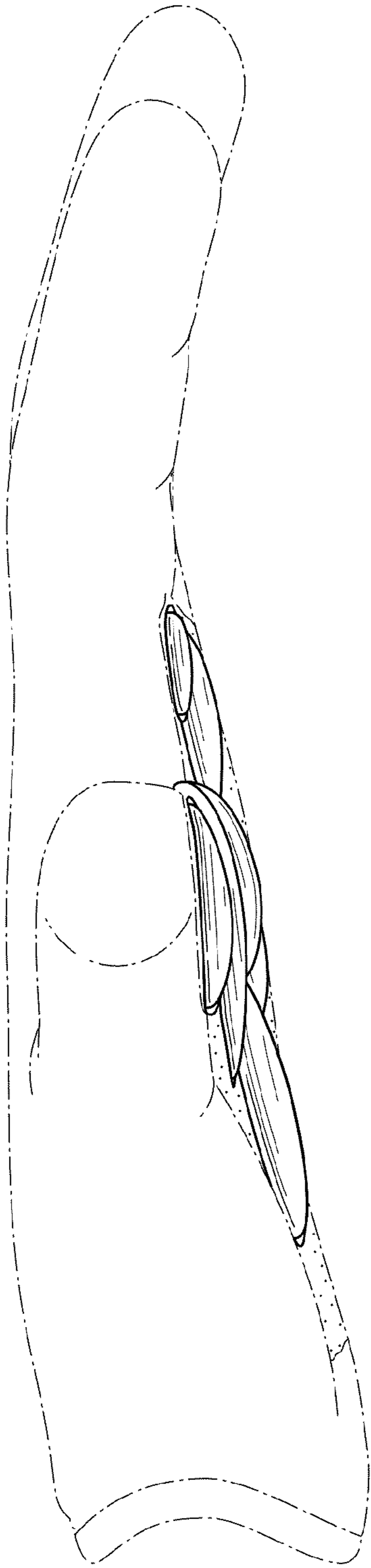


FIG. 2

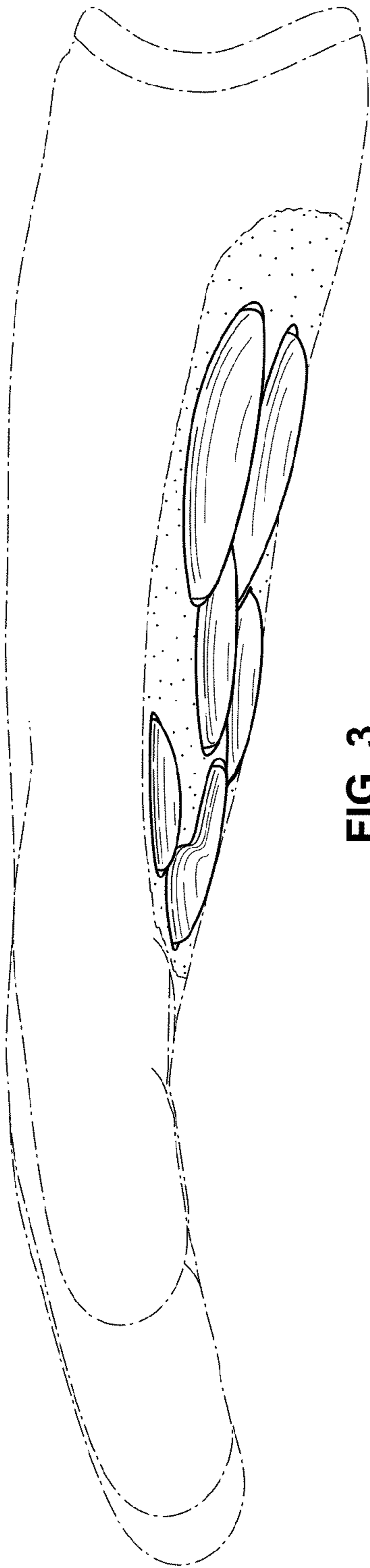


FIG. 3

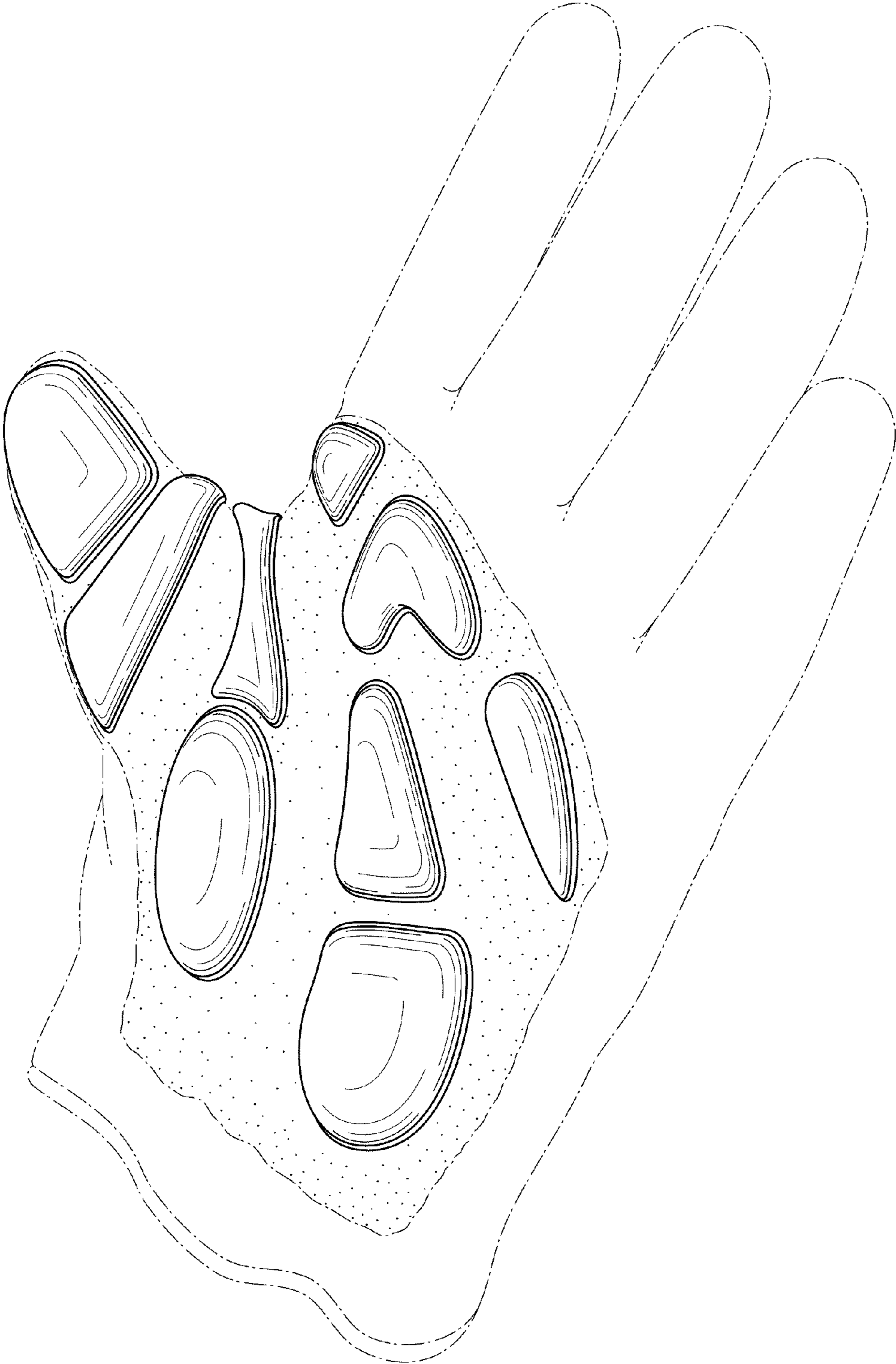


FIG. 4