



US00D649289S

(12) **United States Design Patent**
Tsai

(10) **Patent No.:** **US D649,289 S**
(45) **Date of Patent:** **** Nov. 22, 2011**

(54) **HAIR BINDER**

(76) Inventor: **Kai-Mou Tsai**, Taipei (TW)

(**) Term: **14 Years**

(21) Appl. No.: **29/384,038**

(22) Filed: **Jan. 26, 2011**

(51) **LOC (9) Cl.** **28-03**

(52) **U.S. Cl.** **D28/41**

(58) **Field of Classification Search** D11/86,
D11/87, 119; D1/106-112, 126, 127, 130,
D1/199; D21/312, 390; D28/31-34, 39-43;
D6/392, 596, 601, 604; 132/101, 126, 128-131,
132/144, 148, 219, 273-284

See application file for complete search history.

(56) **References Cited**

U.S. PATENT DOCUMENTS

D239,673 S * 4/1976 Ziegler D7/624.1
D322,145 S * 12/1991 Coignard D28/42
5,946,728 A * 9/1999 Tane 2/171
6,016,813 A * 1/2000 Kennedy 132/200
D435,621 S * 12/2000 Peterson D21/803

6,386,761 B1 * 5/2002 Bohnsack 383/24
D463,621 S * 9/2002 Tobin D28/41
D510,400 S * 10/2005 Rockstad et al. D21/808
D534,754 S * 1/2007 Boutin D6/597
D552,912 S * 10/2007 Boutin D6/601
D602,299 S * 10/2009 Heroux D6/601

* cited by examiner

Primary Examiner — Zenia Bennett

(74) *Attorney, Agent, or Firm* — Rosenberg, Klein & Lee

(57) **CLAIM**

The ornamental design for a hair binder, as shown and described.

DESCRIPTION

FIG. 1 is a perspective view of a hair binder showing my new design;

FIG. 2 is a top plan view thereof;

FIG. 3 is a bottom plan view thereof;

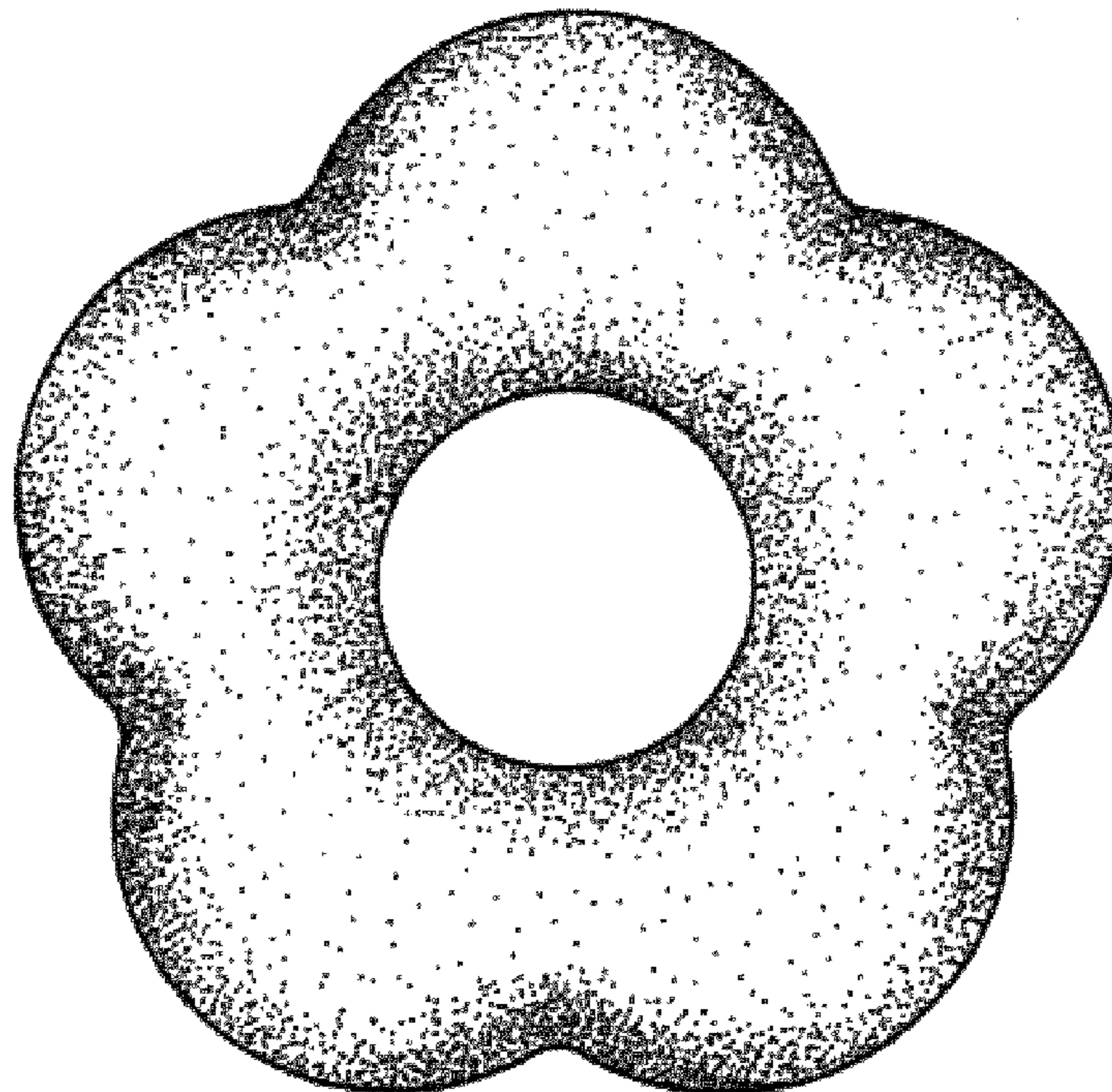
FIG. 4 is a front elevational view thereof;

FIG. 5 is a rear elevational view thereof;

FIG. 6 is a left side elevational view thereof; and,

FIG. 7 is a right side elevational view thereof.

1 Claim, 4 Drawing Sheets



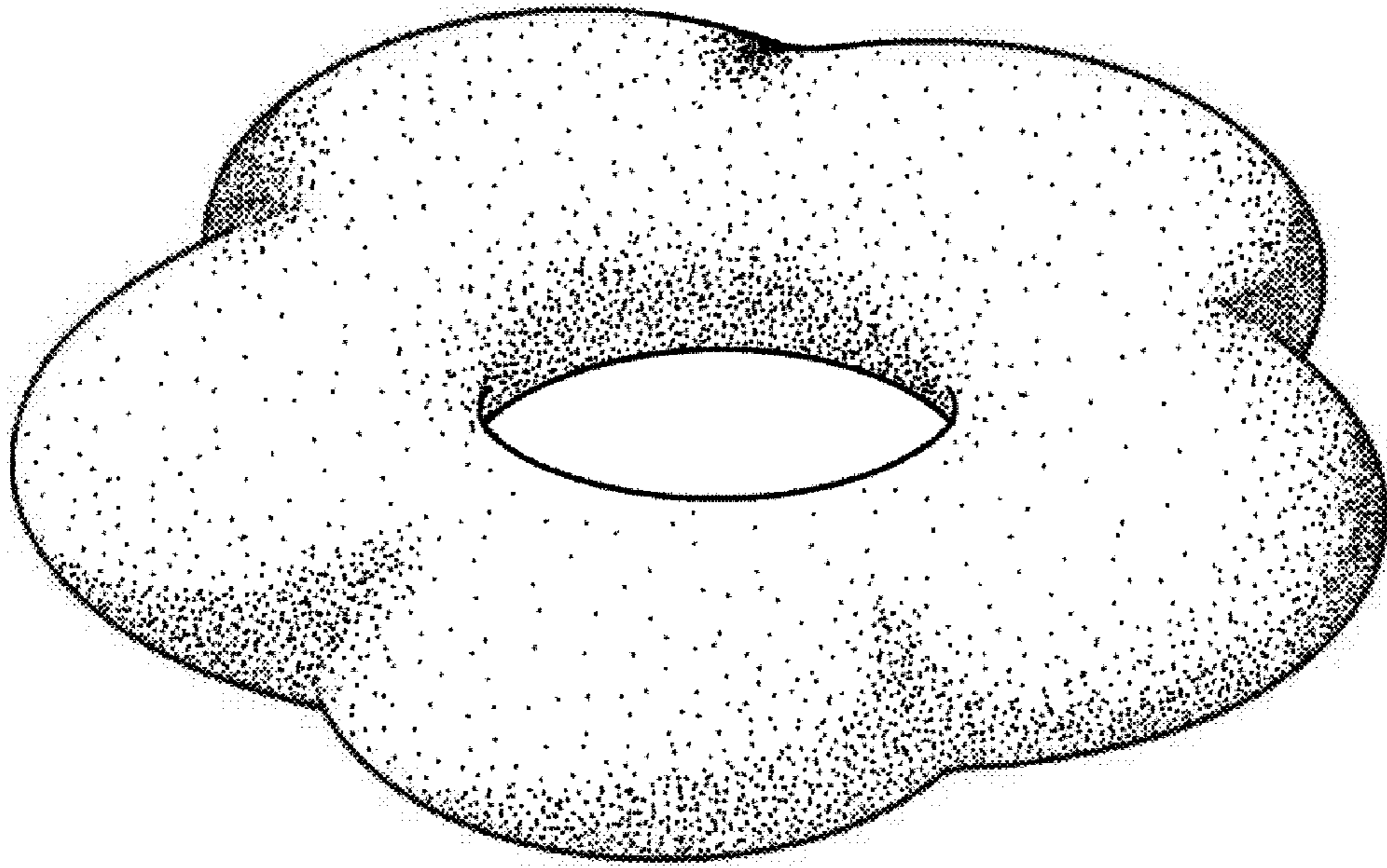


FIG. 1

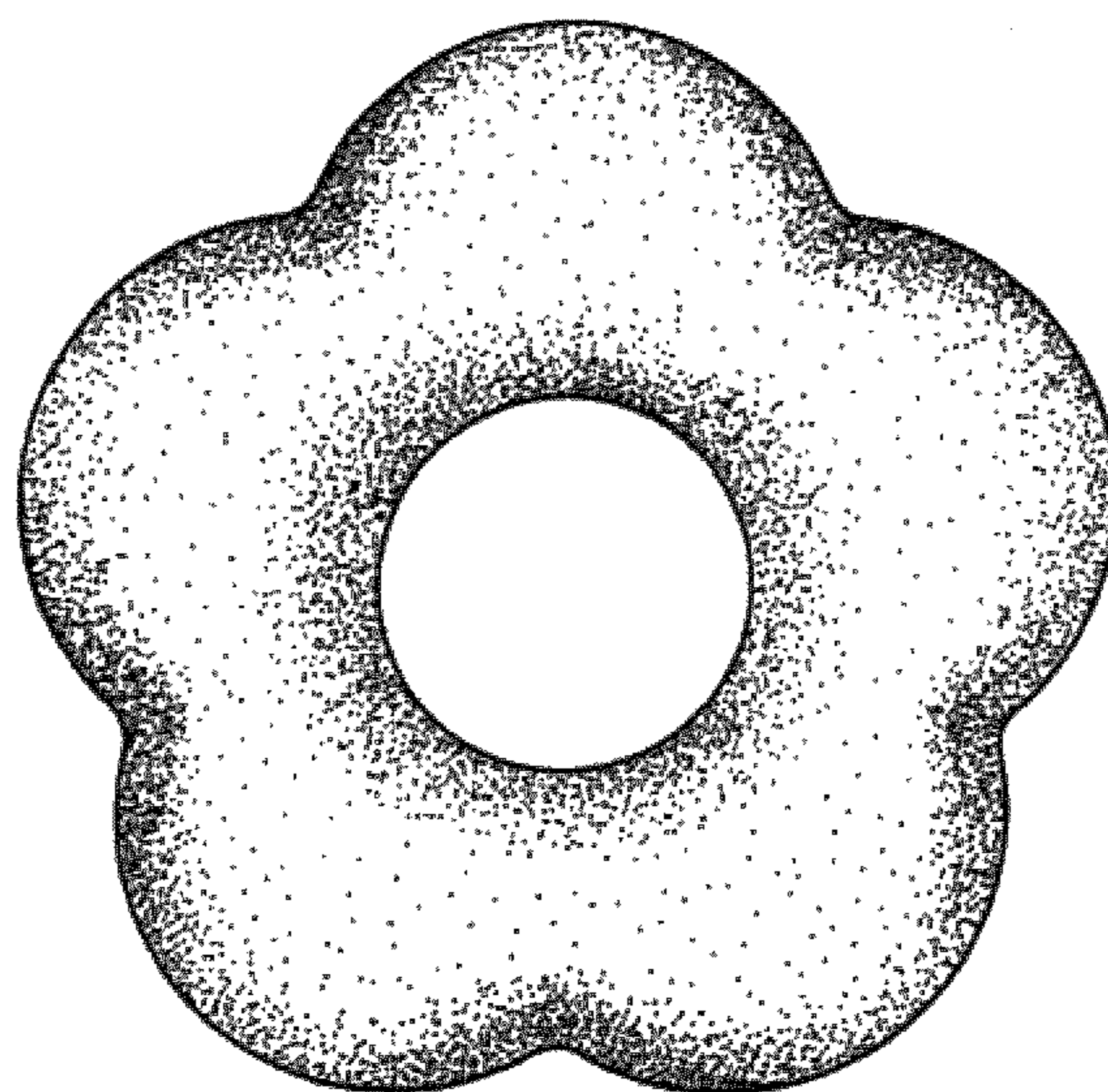


FIG. 2

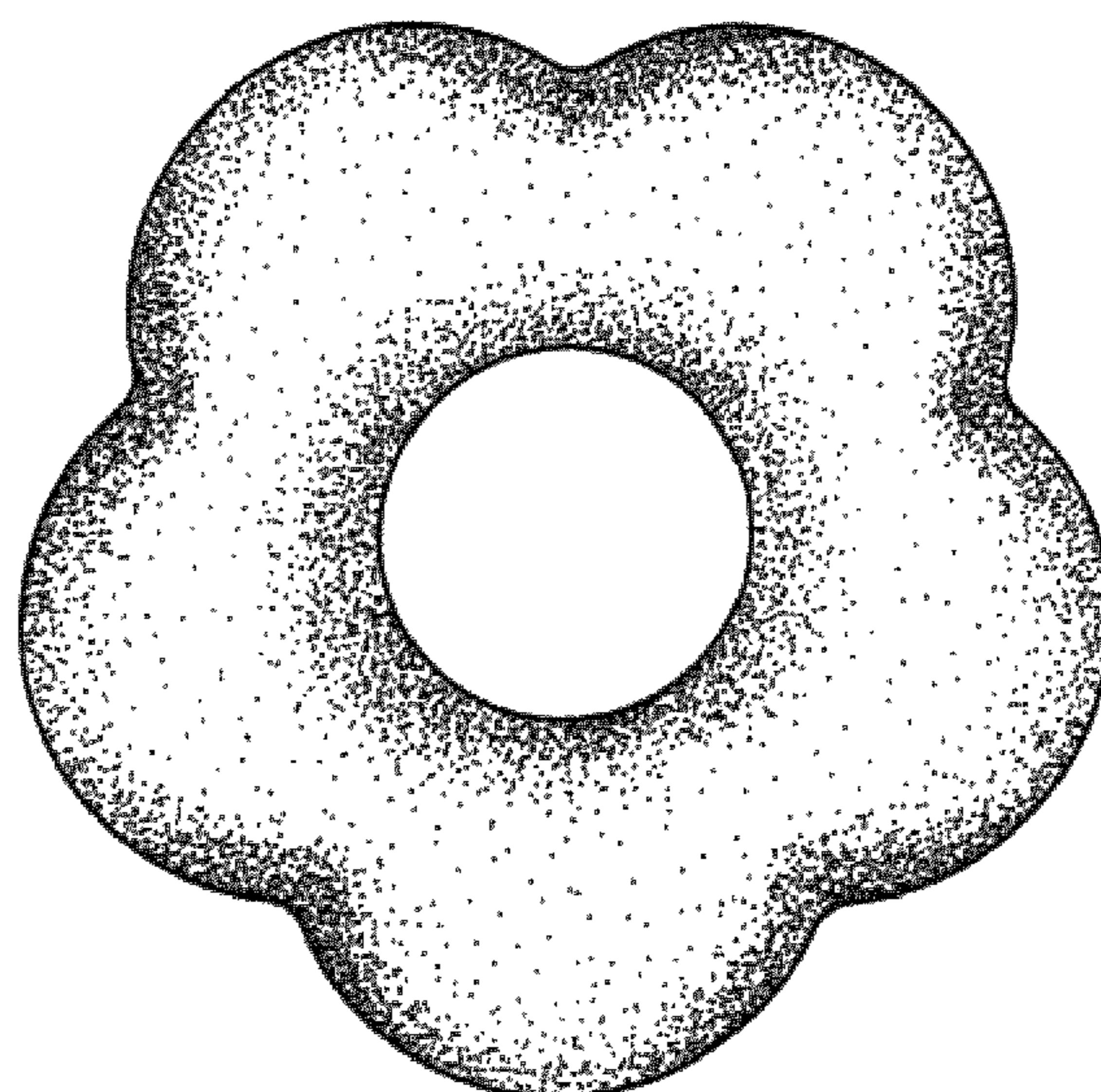


FIG. 3

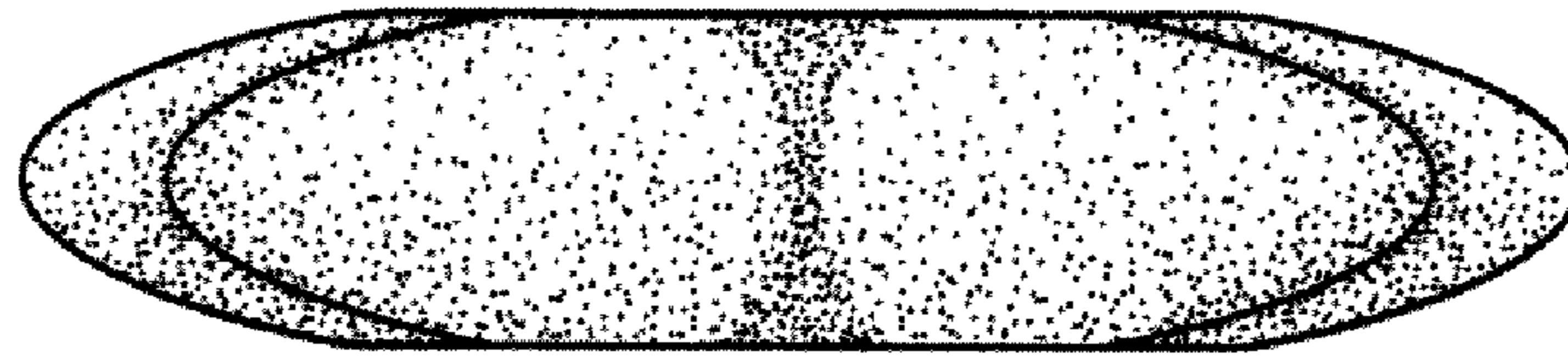


FIG. 4

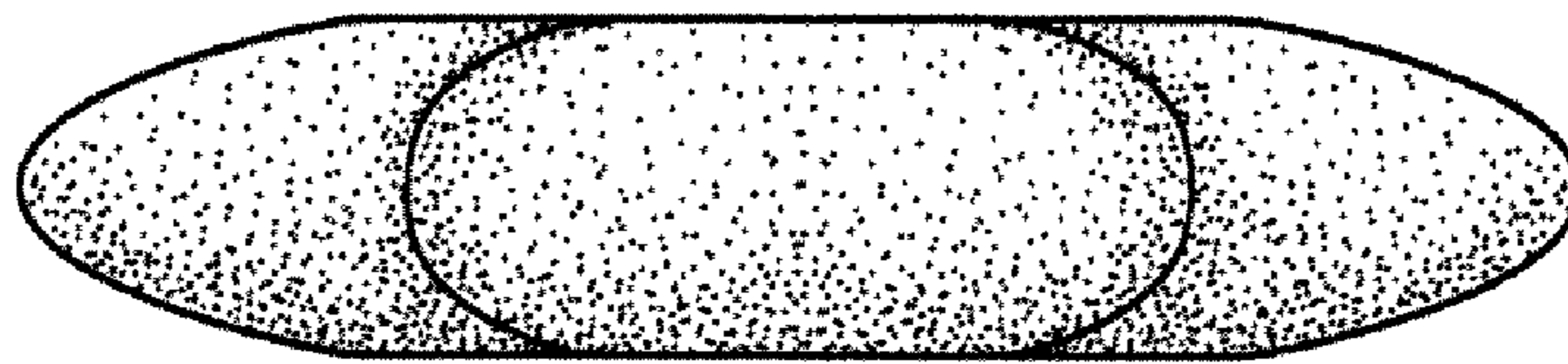


FIG. 5




FIG. 6




FIG. 7