



US00D649288S

(12) **United States Design Patent**
Koehler

(10) **Patent No.:** **US D649,288 S**

(45) **Date of Patent:** **** Nov. 22, 2011**

(54) **HAIR STRAIGHTENER**

(75) Inventor: **Bernd Koehler**, St. Genis (FR)

(73) Assignee: **Calor**, Lyons (FR)

(**) Term: **14 Years**

(21) Appl. No.: **29/394,560**

(22) Filed: **Jun. 17, 2011**

(30) **Foreign Application Priority Data**

Dec. 20, 2010 (EP) 001251144-0001

(51) **LOC (9) Cl.** **28-03**

(52) **U.S. Cl.** **D28/35**

(58) **Field of Classification Search** D28/35-38;
131/223-272; 219/222, 225-226

See application file for complete search history.

(56) **References Cited**

U.S. PATENT DOCUMENTS

D536,483 S *	2/2007	Lun et al.	D28/35
D606,251 S *	12/2009	Leung	D28/35
D643,974 S *	8/2011	Renault	D28/35
2009/0159093 A1 *	6/2009	Yu	132/229

FOREIGN PATENT DOCUMENTS

EP	000686928-0003	3/2007
EP	000903547-0001	3/2008
EP	001054423-0001	3/2009
EP	001100614-0001	3/2009

EP	00135875-0018	5/2009
EP	001135875-0012	5/2009
EP	001168165-0001	9/2009
EP	001801549-0006	1/2011

* cited by examiner

Primary Examiner — Jennifer Rivard

(74) *Attorney, Agent, or Firm* — Loeb&Loeb LLP

(57) **CLAIM**

The ornamental design for hair straightener, as shown and described.

DESCRIPTION

FIG. 1 is a perspective view of an embodiment of a hair straightener in an open position.

FIG. 2 is a side elevational view of the hair straightener of FIG. 1 in an open position.

FIG. 3 is side elevational view of the hair straightener of FIG. 1 in an open position taken 180° from FIG. 2.

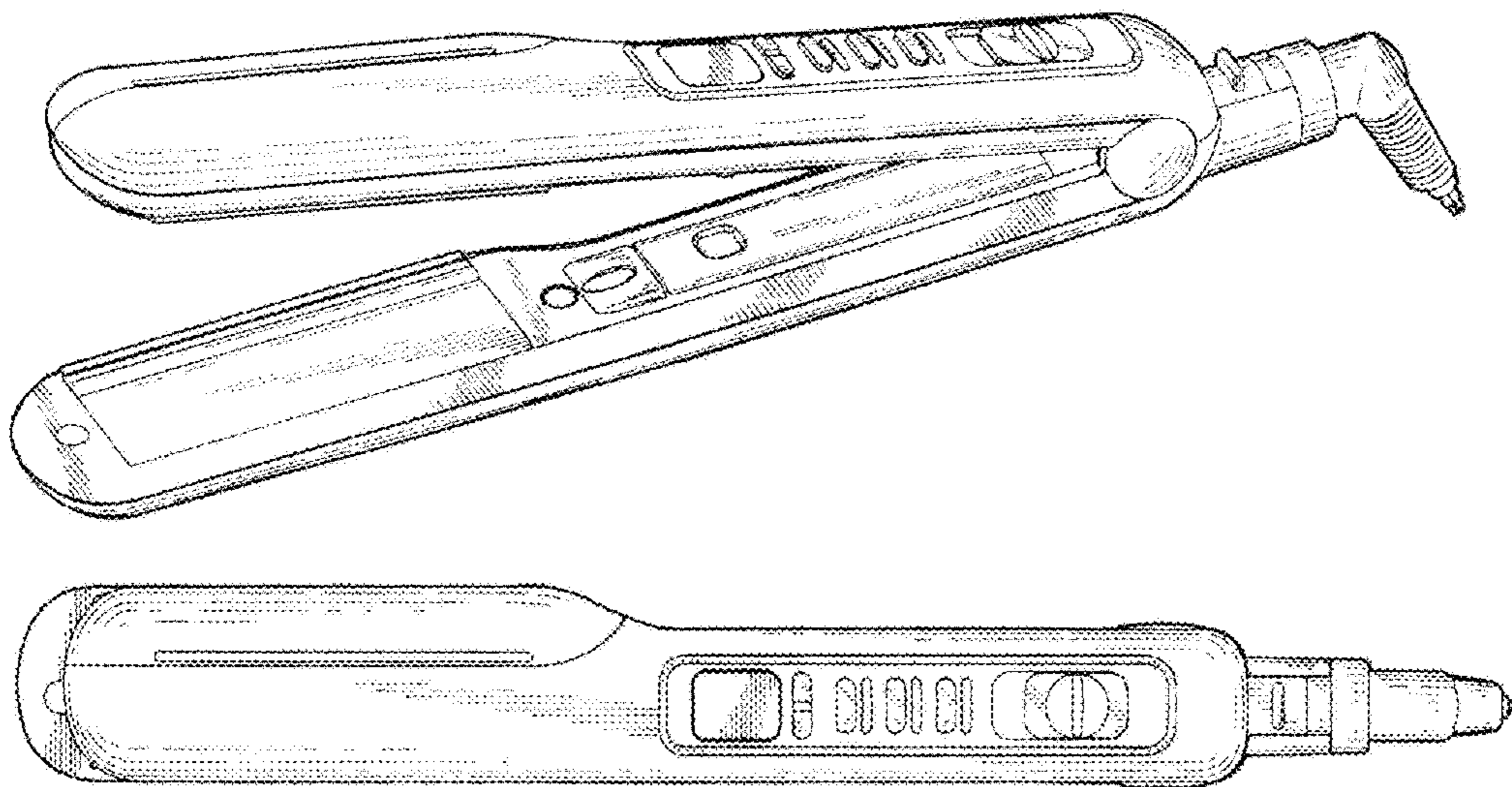
FIG. 4 is a top plan view of the hair straightener of FIG. 1.

FIG. 5 is a bottom plan view of the hair straightener of FIG. 1.

FIG. 6 is a back elevational view of the hair straightener of FIG. 1 in an open position; and,

FIG. 7 is front elevational view of the hair straightener of FIG. 1 in an open position.

1 Claim, 7 Drawing Sheets



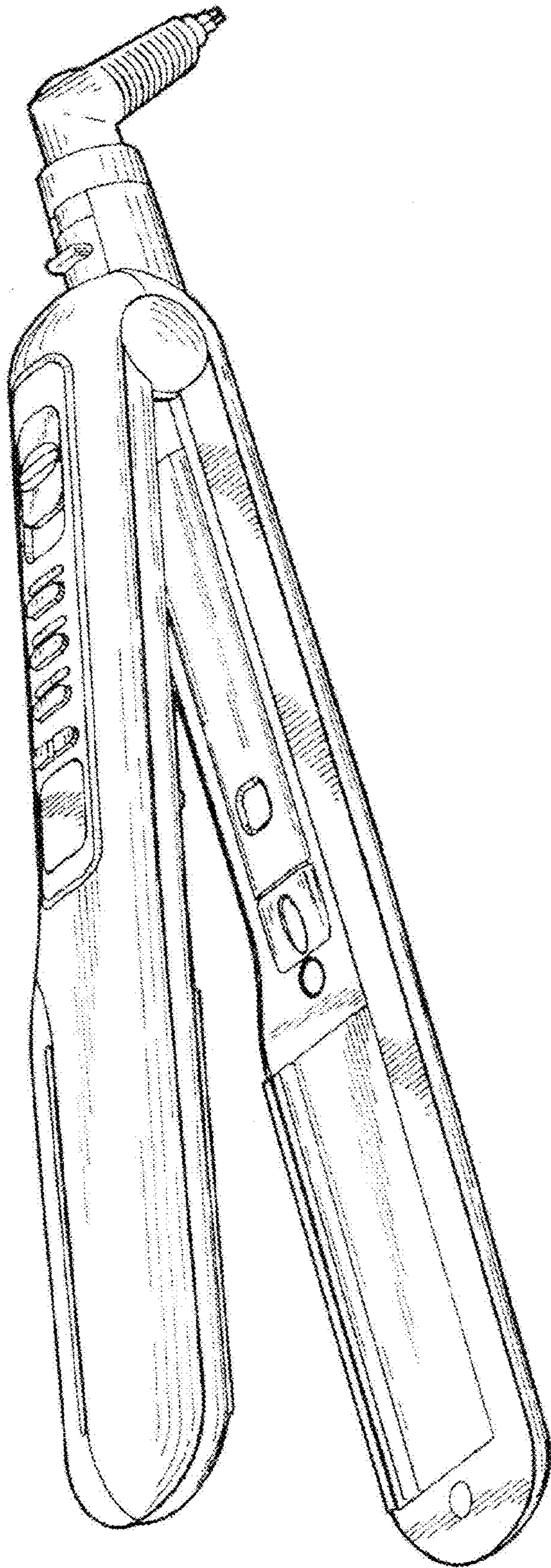


FIG. 1

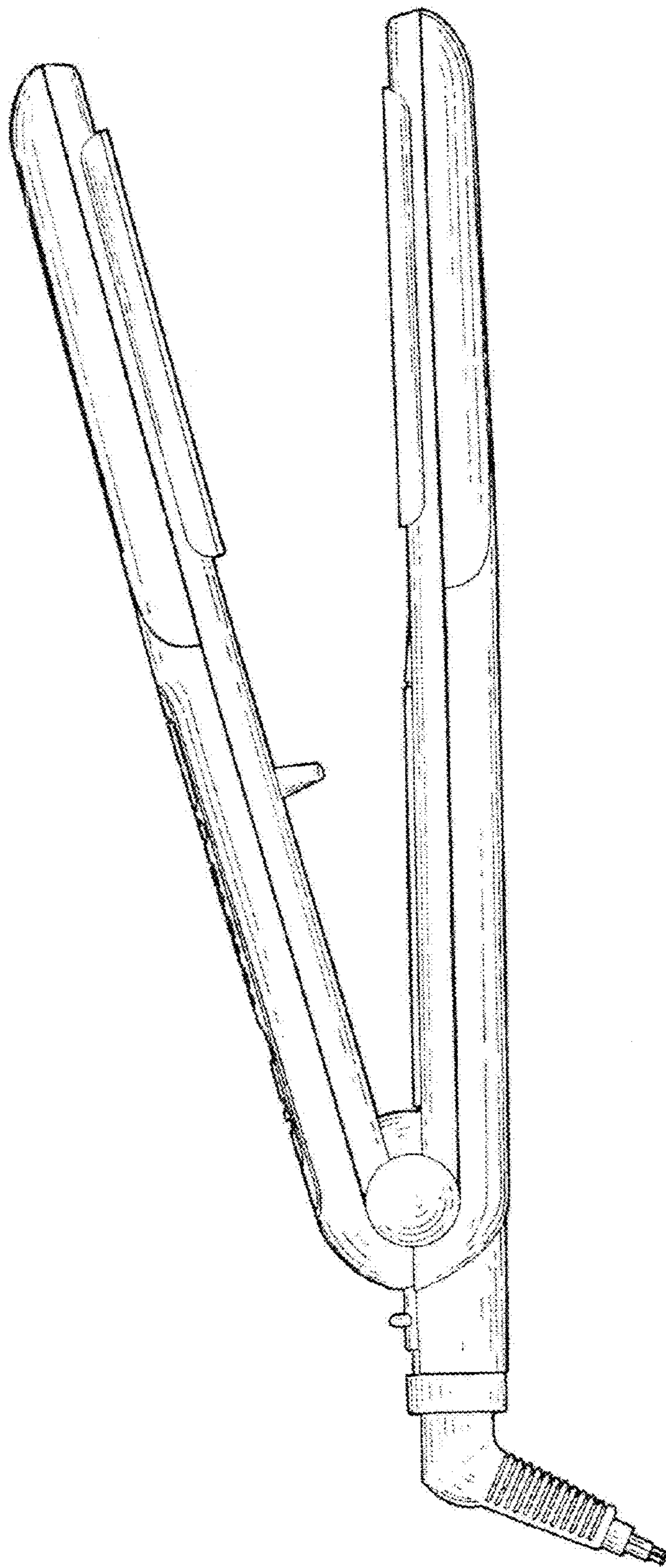


FIG. 2

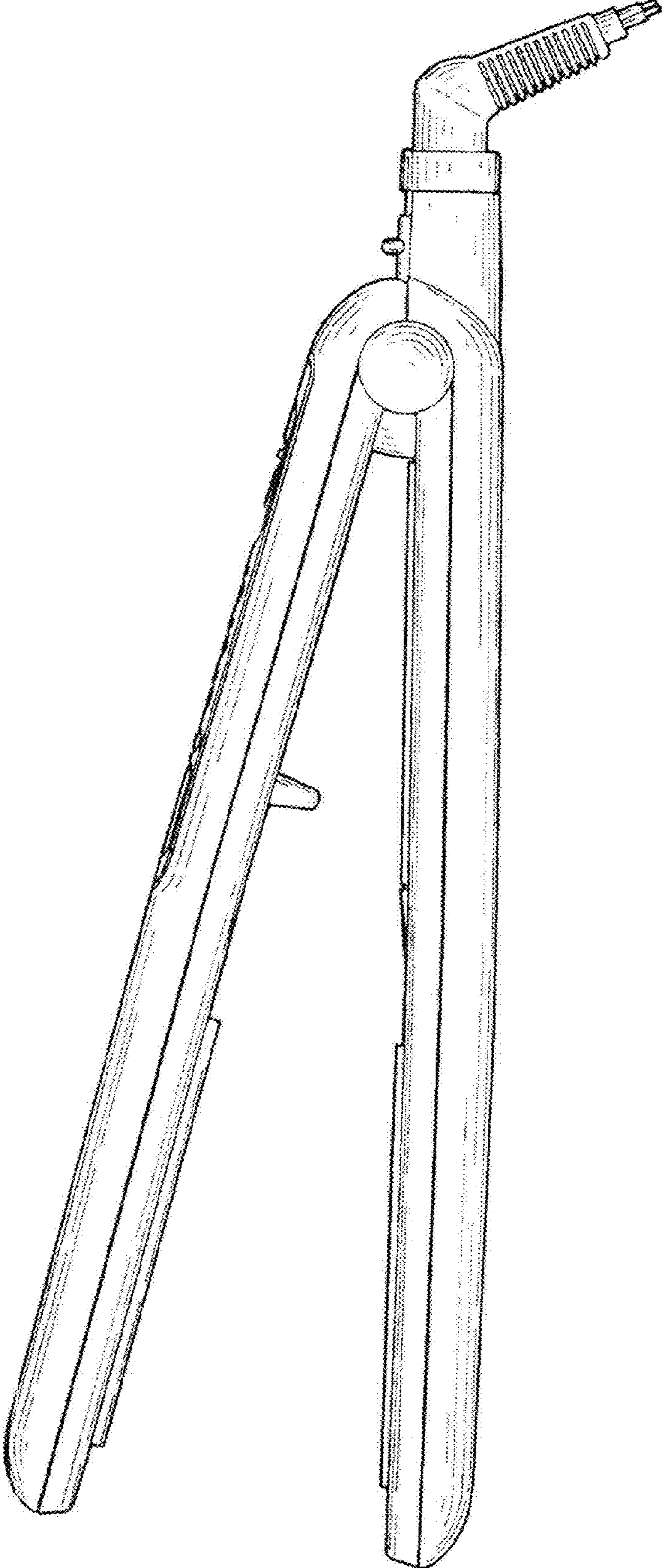


FIG. 3

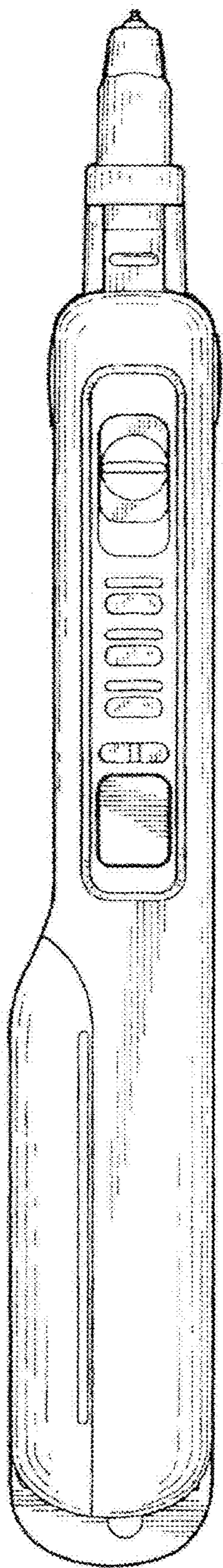


FIG. 4




FIG. 5

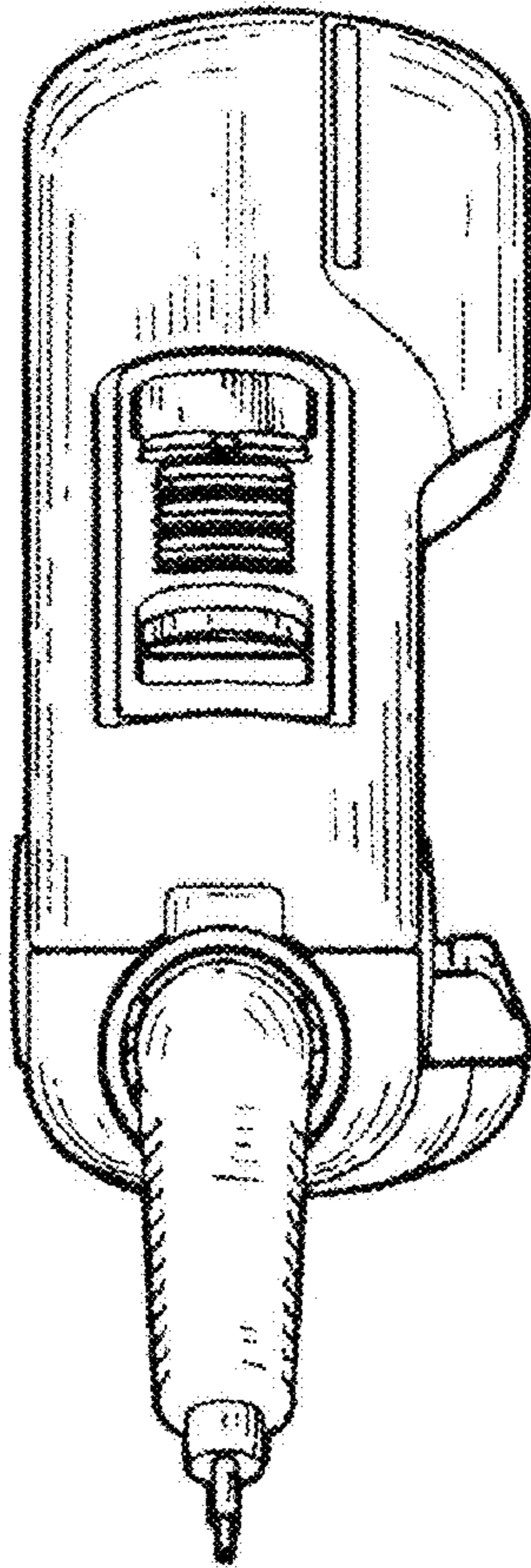


FIG. 6

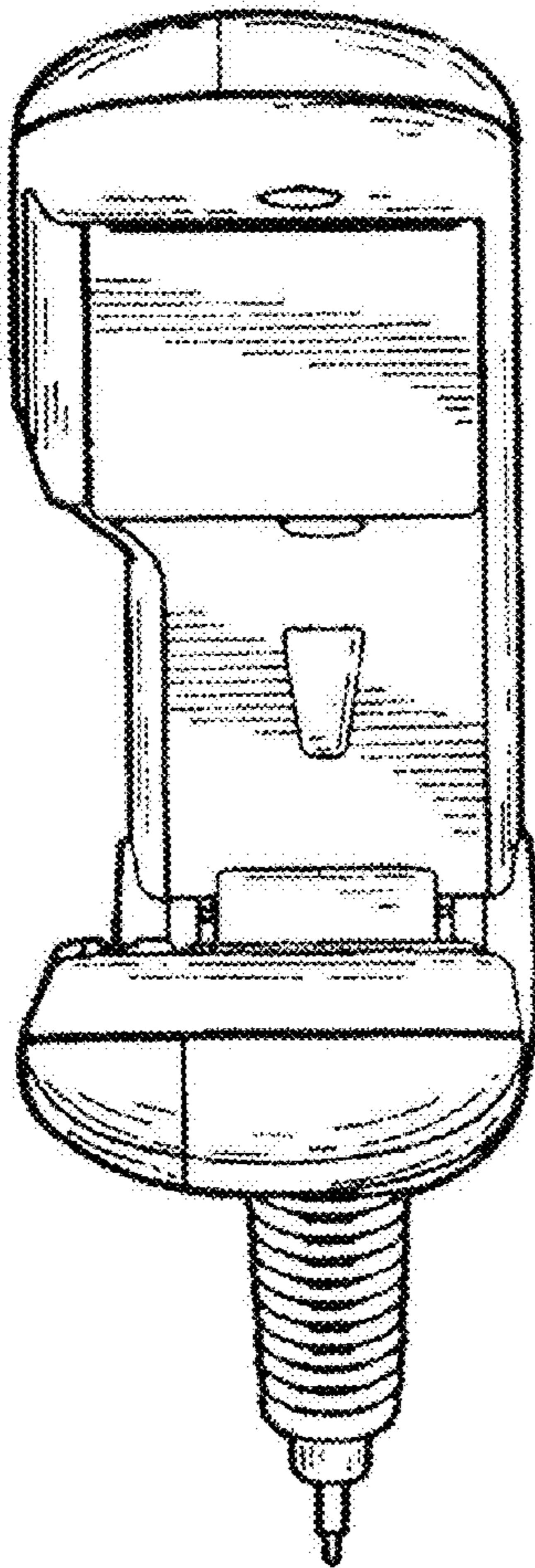


FIG. 7