

US00D649219S

(12) **United States Design Patent**
Huntoon

(10) **Patent No.:** **US D649,219 S**

(45) **Date of Patent:** **** Nov. 22, 2011**

(54) **JIGHEAD**

(76) **Inventor:** **Harland R. Huntoon**, San Antonio, TX
(US)

(**) **Term:** **14 Years**

(21) **Appl. No.:** **29/373,940**

(22) **Filed:** **Jun. 13, 2011**

(51) **LOC (9) Cl.** **22-05**

(52) **U.S. Cl.** **D22/144**

(58) **Field of Classification Search** D22/126-133,
D22/144-146; 43/42.37, 42.41, 42.35, 42.2,
43/42.4, 42.6, 42.25, 42.13, 42.19, 17.6,
43/42.34, 42.31, 42.52, 42.39, 44.8, 44.81
See application file for complete search history.

(56) **References Cited**

U.S. PATENT DOCUMENTS

D326,891 S *	6/1992	Hill et al.	D22/126
D382,328 S *	8/1997	Landriault et al.	D22/144
D390,623 S *	2/1998	Phelps	D22/126
D405,497 S *	2/1999	Phelps	D22/126

D544,068 S *	6/2007	Becker	D22/144
D560,749 S *	1/2008	Moore	D22/144
D579,076 S *	10/2008	Altman	D22/144

OTHER PUBLICATIONS

Bass Pro Shops Master Catalog 2011, pp. 250-257.

* cited by examiner

Primary Examiner — Catheri Oliver

(74) *Attorney, Agent, or Firm* — Christopher L. Makay

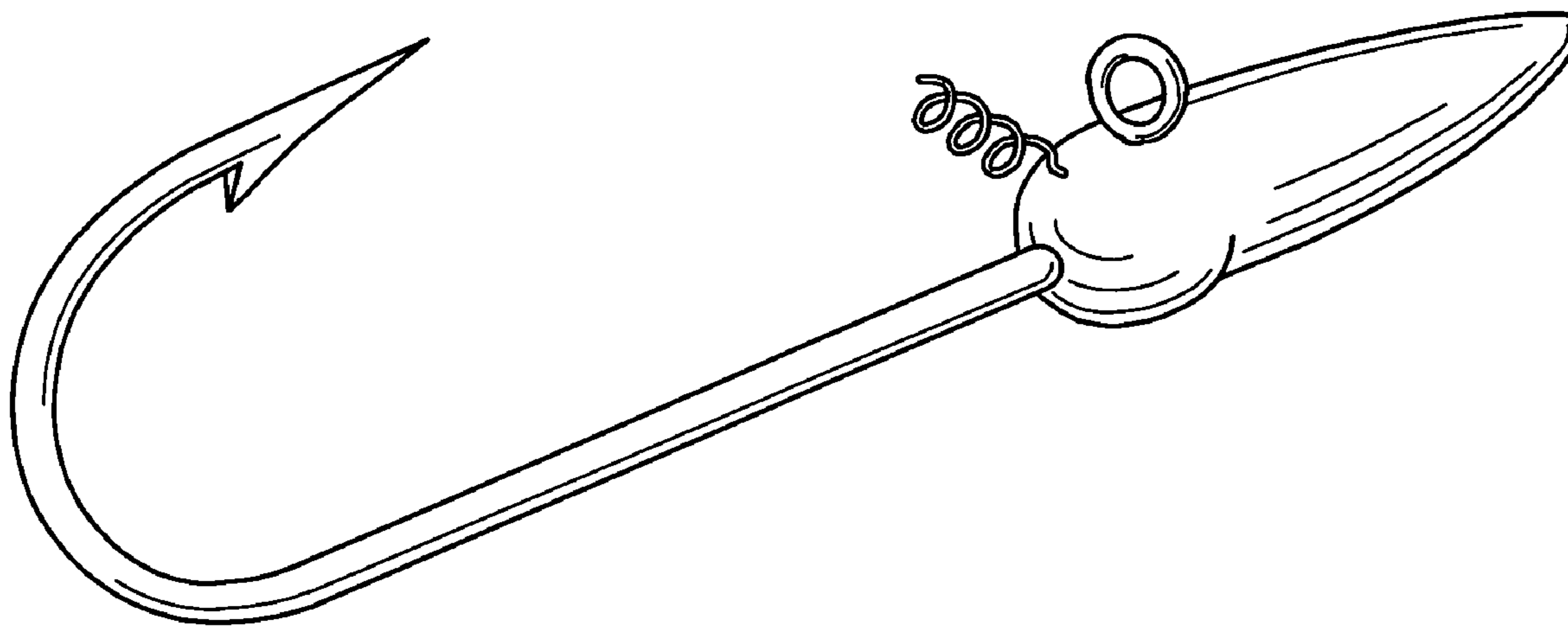
(57) **CLAIM**

The ornamental design for a jighead, as shown and described.

DESCRIPTION

FIG. 1 is a perspective view of the jighead according to my new design;
FIG. 2 is a top view thereof;
FIG. 3 is a front view thereof;
FIG. 4 is a left side view thereof;
FIG. 5 is a right side view thereof;
FIG. 6 is a rear view thereof; and,
FIG. 7 is a bottom view thereof.

1 Claim, 3 Drawing Sheets



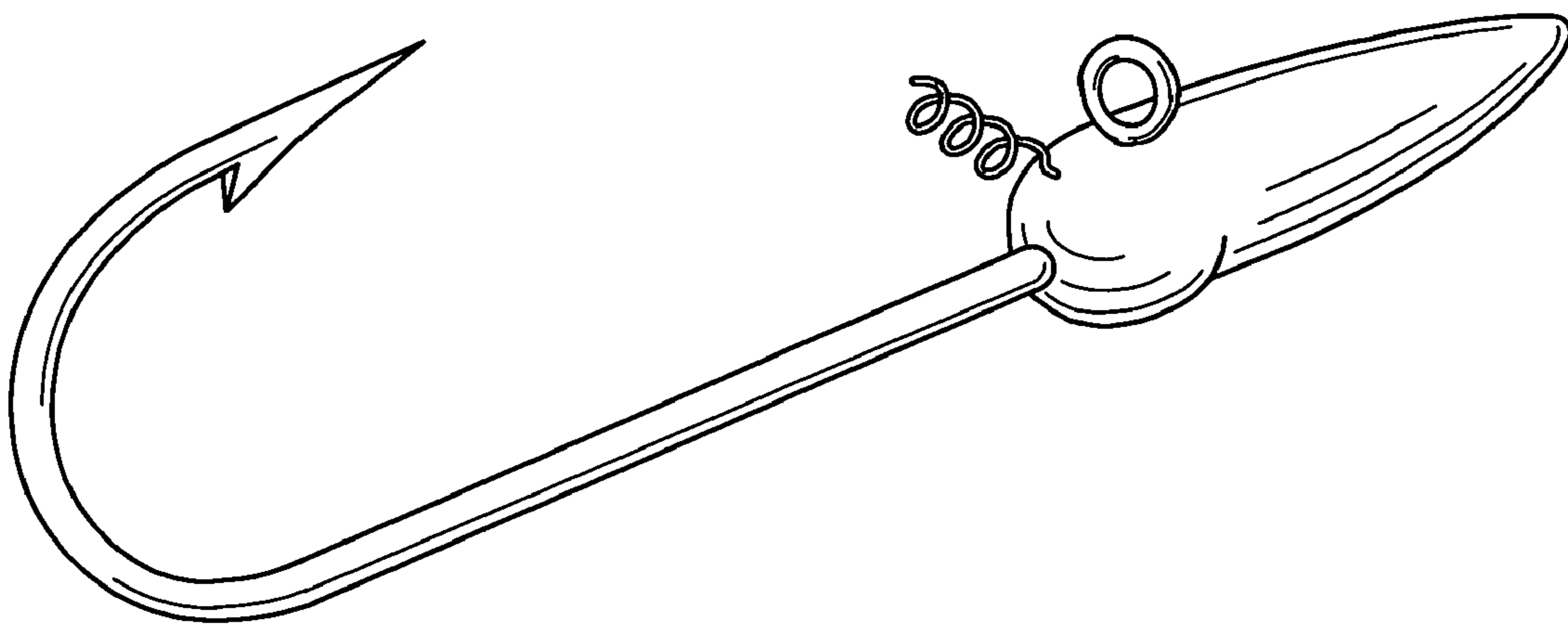


Fig. 1

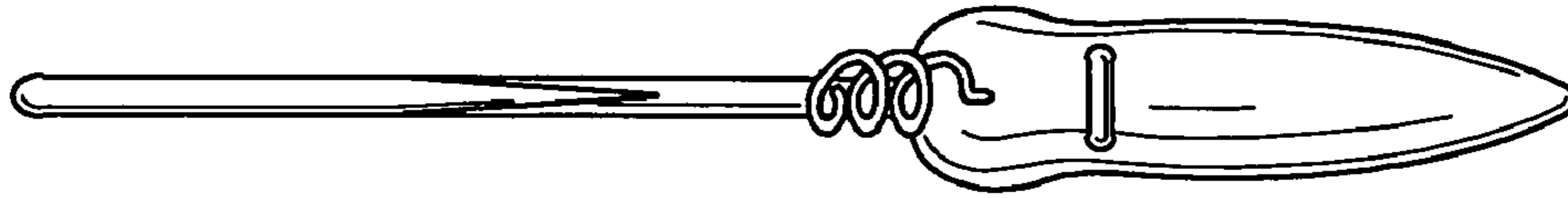


Fig. 2




Fig. 3




Fig. 4




Fig. 5




Fig. 6




Fig. 7