



US00D649207S

(12) **United States Design Patent**
Hoffman

(10) **Patent No.:** **US D649,207 S**

(45) **Date of Patent:** **** Nov. 22, 2011**

(54) **BASEBALL TARGET**

(76) **Inventor:** **Steven Hoffman**, Fountain Hills, AZ
(US)

(**) **Term:** **14 Years**

(21) **Appl. No.:** **29/387,854**

(22) **Filed:** **Mar. 18, 2011**

(51) **LOC (9) Cl.** **21-02**

(52) **U.S. Cl.** **D21/699; D21/780**

(58) **Field of Classification Search** **D21/300-306,**
D21/356, 698, 699, 705, 780; 473/415-504;
273/348-348.5, 398-412

See application file for complete search history.

5,549,302 A	8/1996	Lapsker et al.	
5,573,240 A	11/1996	Humboldt	
5,803,842 A	9/1998	Ross	
6,669,582 B1 *	12/2003	Beeler	473/458
6,878,078 B2 *	4/2005	Swanson	473/454
7,479,075 B2 *	1/2009	Burruss, Jr.	473/454
2003/0236140 A1 *	12/2003	Alford	473/454

* cited by examiner

Primary Examiner — Catherine Tuttle

(74) *Attorney, Agent, or Firm* — Andrew P. Lahser

(57) **CLAIM**

The ornamental design for a baseball target, as shown and described.

(56) **References Cited**

U.S. PATENT DOCUMENTS

1,652,062 A	12/1927	Stauffer	
D87,944 S	8/1932	Stackhouse	
D97,409 S	9/1935	Otto	
2,254,986 A	9/1941	Max	
3,194,556 A *	7/1965	Vinson	473/436
3,810,616 A *	5/1974	Murphy	473/456
3,997,158 A	12/1976	Britton	
D243,262 S *	2/1977	Laut	D21/303
4,254,952 A	3/1981	Playter	
4,629,188 A	12/1986	Mahieu	
4,781,376 A *	11/1988	Barnes, Sr.	473/455
5,046,729 A *	9/1991	Yancey	473/455
D322,288 S *	12/1991	Coleman	D21/780
D331,426 S *	12/1992	Riffle et al.	D21/780
D354,992 S *	1/1995	Hinsperger	D21/705

DESCRIPTION

FIG. 1 shows a perspective view of my new design for a baseball target hanging on a fence.

FIG. 2 shows a front view thereof.

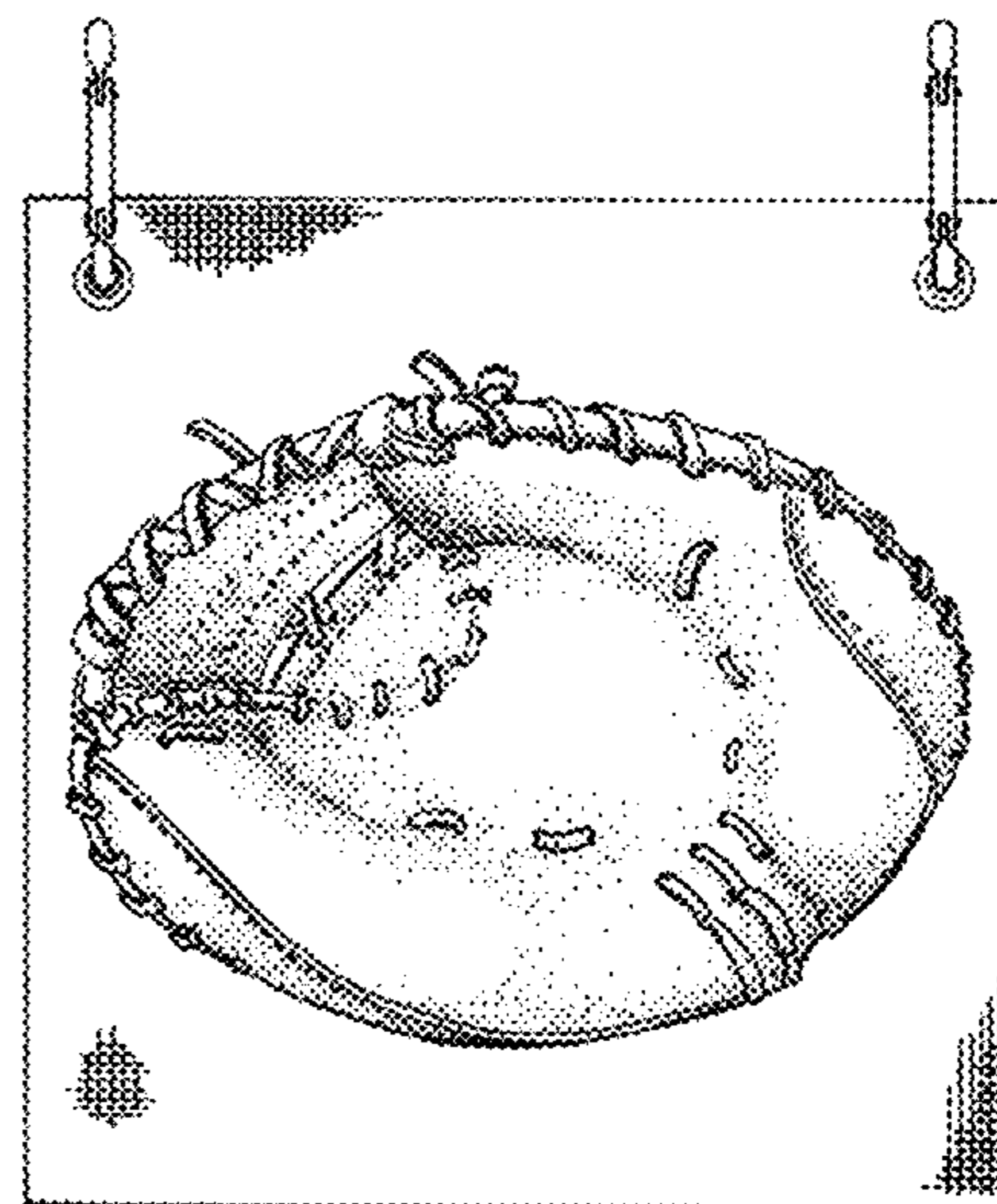
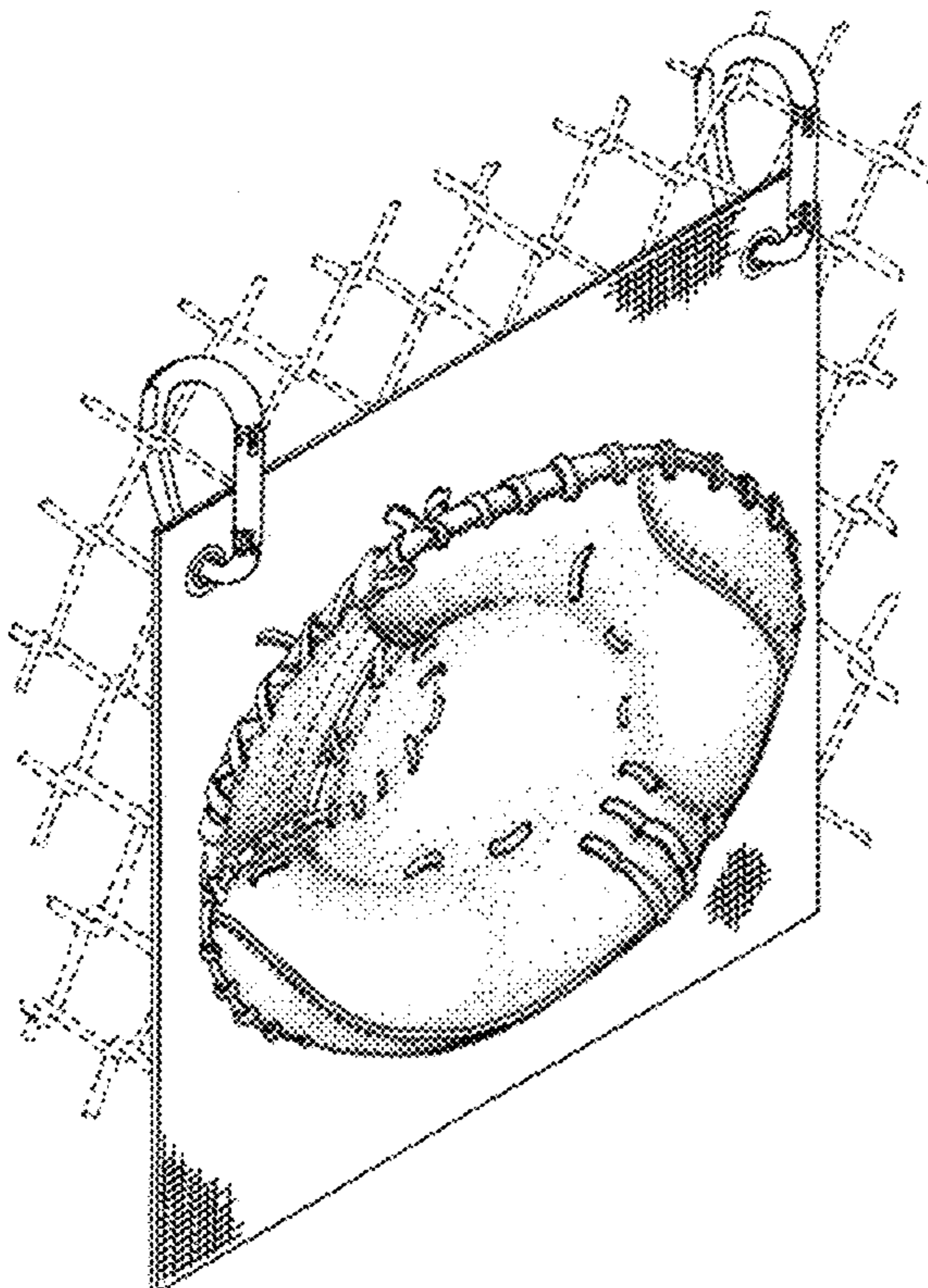
FIG. 3 shows a top view thereof, the appearance of the omitted bottom view being apparent from the views shown.

FIG. 4 shows a right side view thereof, it being understood that the opposite view is a mirror image; and,

FIG. 5 shows a rear view thereof.

In the drawings, the broken lines showing the fence in FIG. 1 indicate environmental subject matter and form no part of the claimed design.

1 Claim, 3 Drawing Sheets



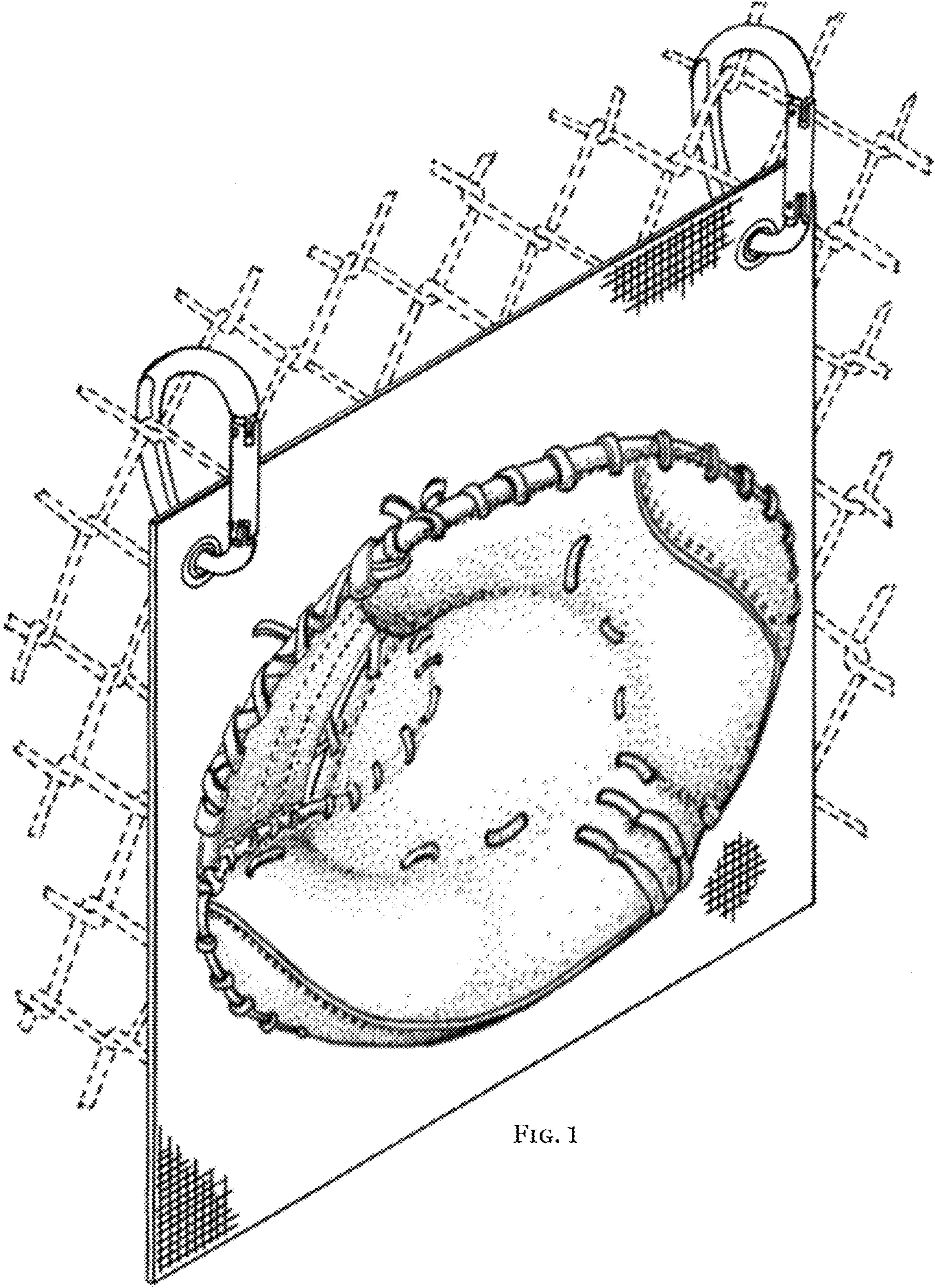


FIG. 1

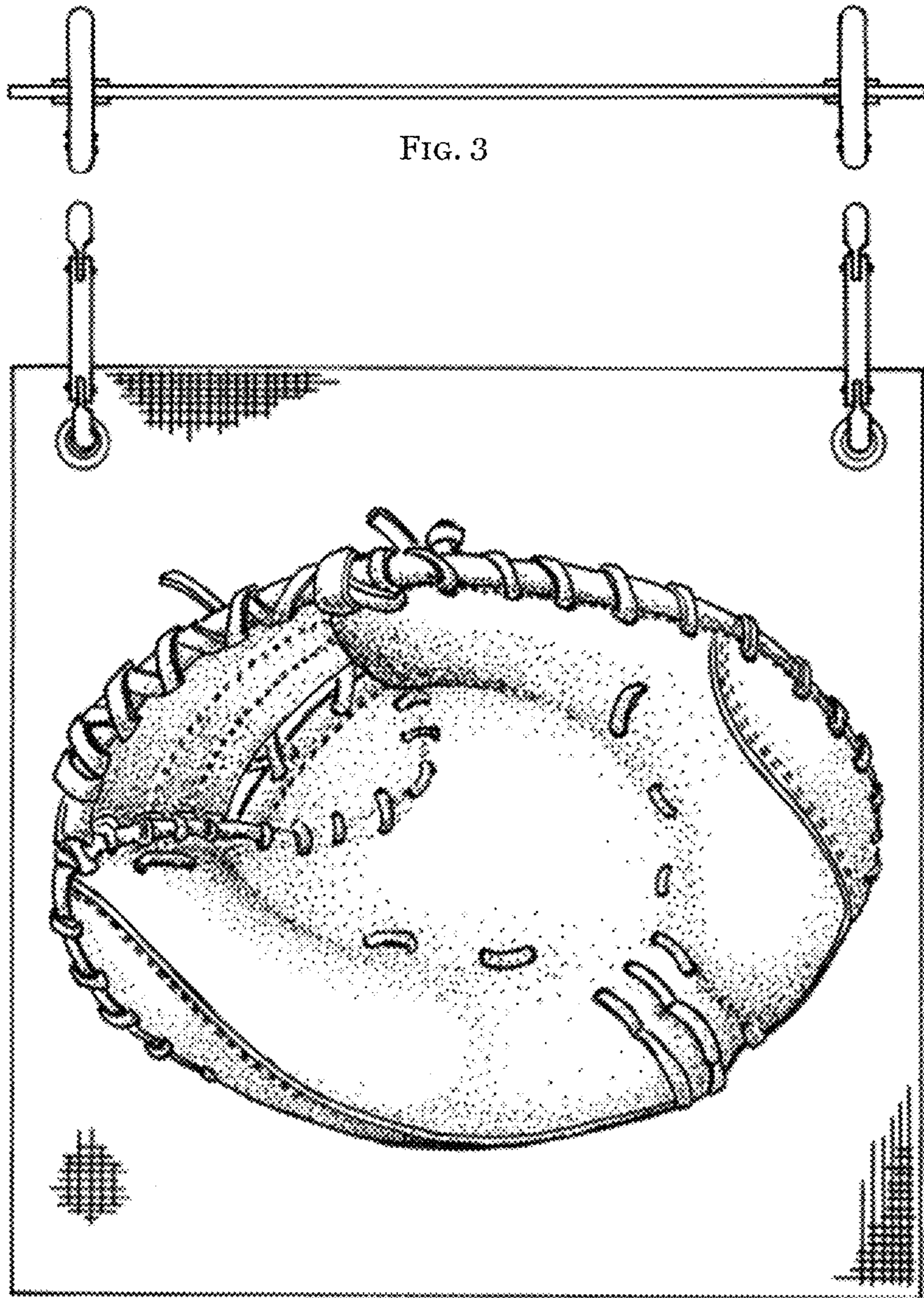


FIG. 3

FIG. 2

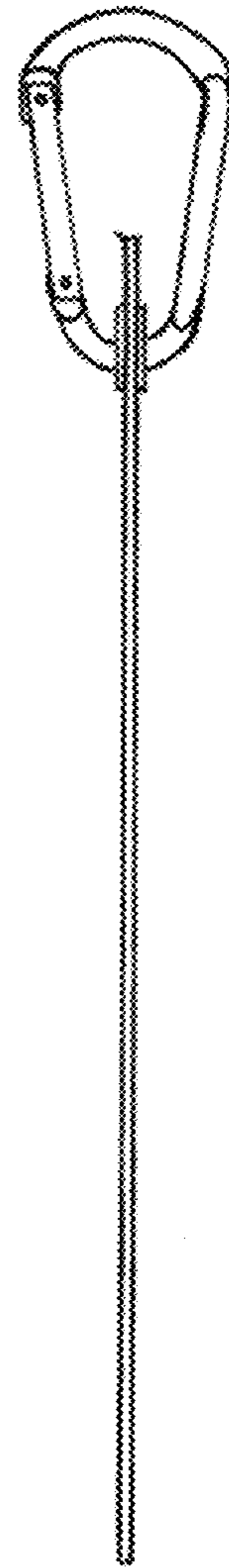


FIG. 4

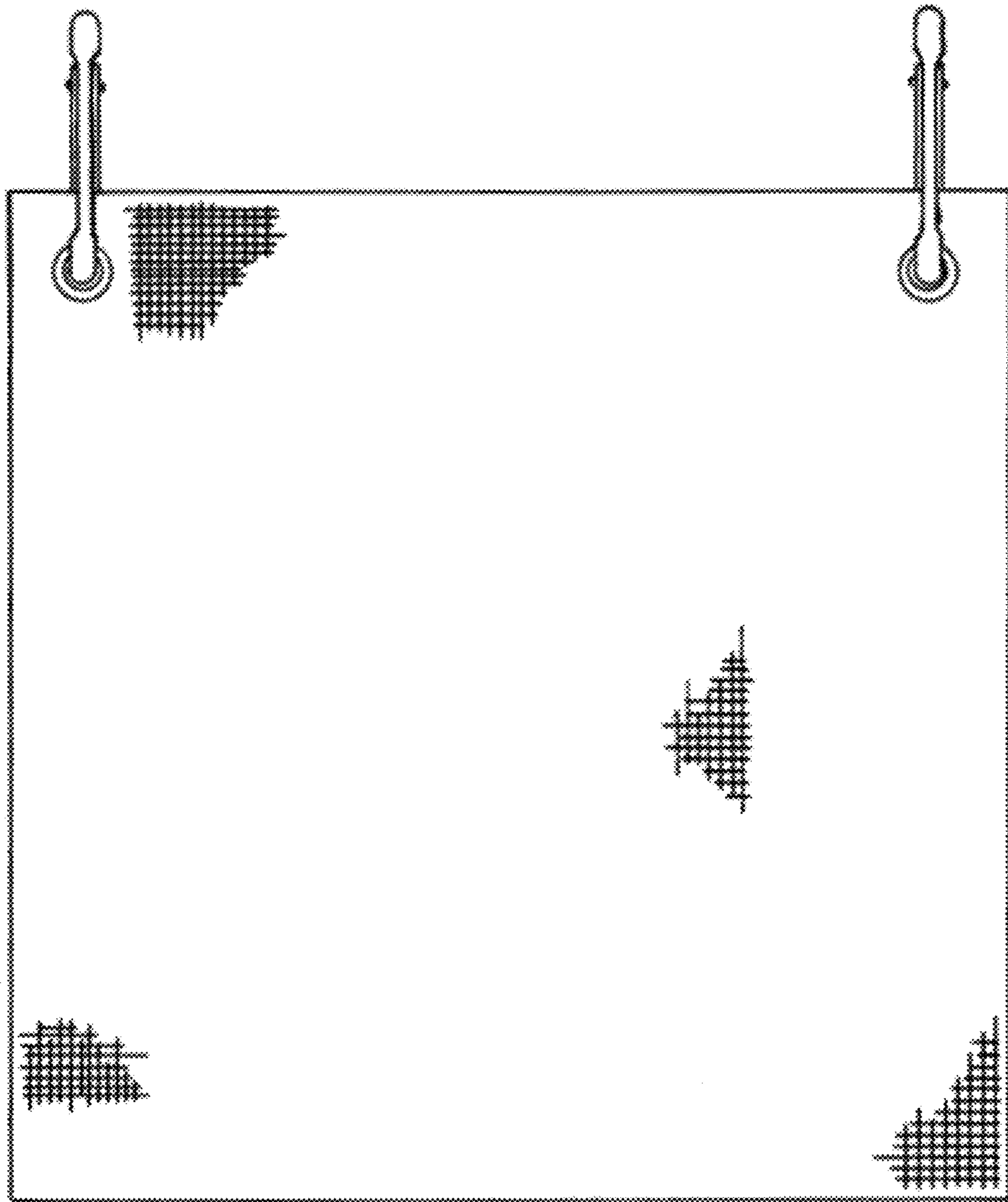


FIG. 5