



US00D649201S

(12) **United States Design Patent**
Fishman

(10) **Patent No.:** **US D649,201 S**

(45) **Date of Patent:** **** Nov. 22, 2011**

(54) **PLAY BLOCK**

(76) Inventor: **Emily Fishman**, Mill Valley, CA (US)

(**) Term: **14 Years**

(21) Appl. No.: **29/391,698**

(22) Filed: **May 12, 2011**

Related U.S. Application Data

(62) Division of application No. 29/369,239, filed on Sep. 3, 2010, now Pat. No. Des. 638,501.

(51) **LOC (9) Cl.** **21-01**

(52) **U.S. Cl.** **D21/504**

(58) **Field of Classification Search** D21/453,
D21/484–487, 490, 491, 492, 494, 499–502,
D21/504, 506, 507; D25/35, 113, 114, 118;
446/69, 89, 92, 102–128; 434/259, 208,
434/403; 52/503; 273/153, 156, 160; D8/354,
D8/356, 382; D23/422

See application file for complete search history.

(56) **References Cited**

U.S. PATENT DOCUMENTS

1,894,605	A	4/1932	Wright	
3,546,792	A *	12/1970	Sherman	446/124
D227,528	S	7/1973	Wahl	
3,787,996	A	1/1974	Smith et al.	
3,838,535	A *	10/1974	Larws	446/124
D245,999	S *	10/1977	Strigle et al.	D25/116
D255,039	S	5/1980	Gale	
4,381,619	A *	5/1983	Griffin	446/125
D271,847	S	12/1983	Hernandez	
D277,609	S	2/1985	Deimen	
4,633,639	A *	1/1987	Deimen	446/124
D288,407	S *	2/1987	St. Alban	D8/354
D295,641	S *	5/1988	Dideriksen	D21/505
D332,641	S *	1/1993	Skov	D21/504
D354,996	S *	1/1995	Barzani	D21/488
5,441,362	A *	8/1995	Melby et al.	D25/113
5,575,125	A	11/1996	Lalvani	
D421,709	S	3/2000	Haslem et al.	
D437,622	S	2/2001	Chang	
6,386,541	B1	5/2002	Cornelius et al.	
D504,805	S	5/2005	Sorkin	

D542,405	S	5/2007	Esjunin	
D544,551	S *	6/2007	Morimura	D21/504
D548,056	S	8/2007	Erickson et al.	
D557,796	S *	12/2007	Esjunin et al.	D23/422
D558,329	S *	12/2007	Esjunin et al.	D23/422
D594,736	S *	6/2009	Esjunin	D8/354
D598,277	S	8/2009	Tsai	
D638,501	S *	5/2011	Fishman	D21/504

* cited by examiner

Primary Examiner — Cynthia M Chin

(74) *Attorney, Agent, or Firm* — Edward S. Sherman

(57) **CLAIM**

The ornamental design for a play block, as shown and described.

DESCRIPTION

FIG. 1 is a perspective view of the “play block” showing my new design;

FIG. 2 is a top plan view thereof, the bottom plan view being identical thereto;

FIG. 3 is a right elevation view thereof, the left side elevation view being identical thereto;

FIG. 4 is a front side elevation thereof, the back side elevation view being identical thereto;

FIG. 5 is an environmental perspective view of two blocks stacked together;

FIG. 6 is another environmental perspective view of a combination of blocks stacked in an alternative arrangement in nested engagement;

FIG. 7 is a perspective view of a second embodiment of the “play block”;

FIG. 8 is a top plan view thereof, the bottom plan view being identical thereto;

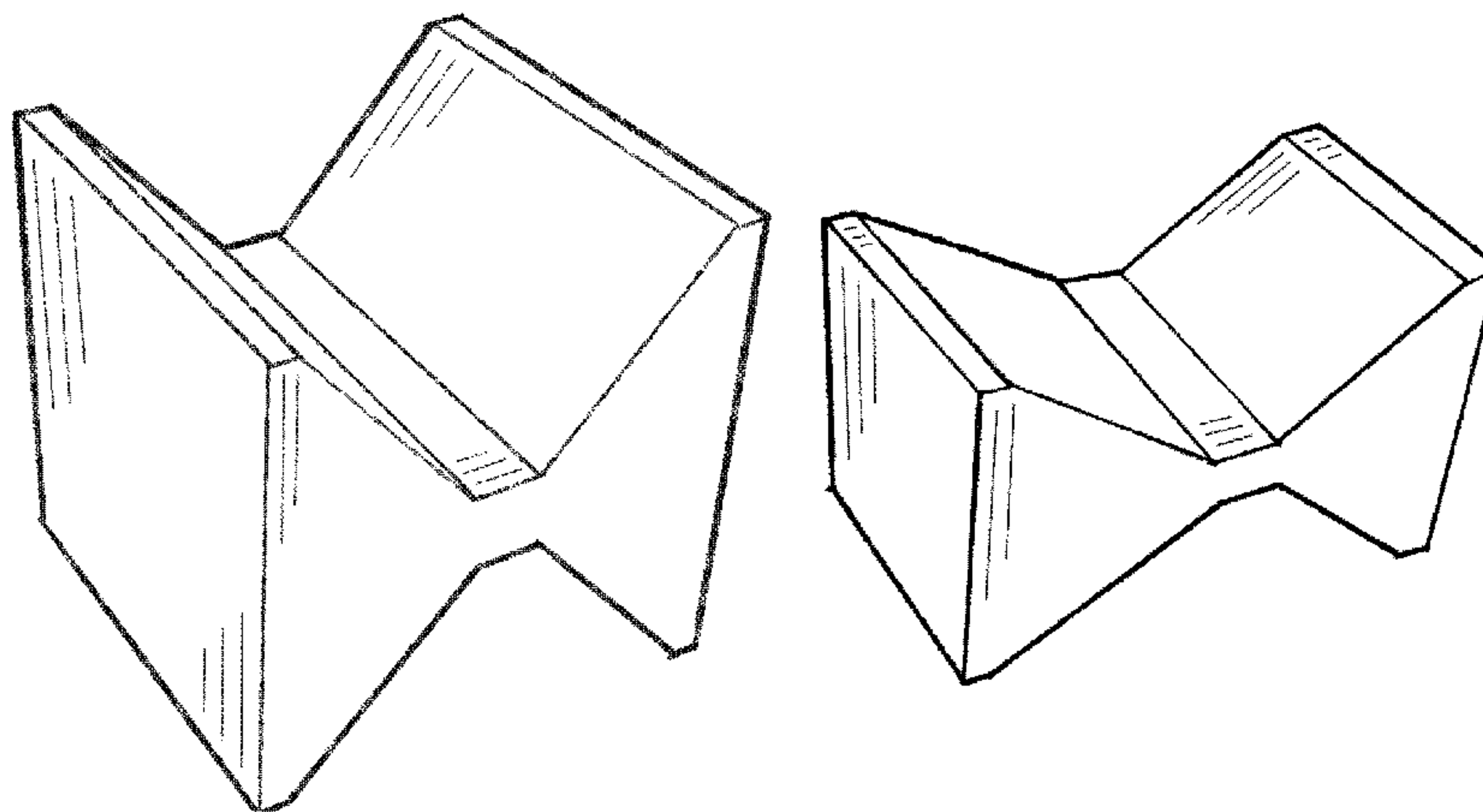
FIG. 9 is a right elevation view thereof, the left side elevation view being identical thereto; and,

FIG. 10 is a front side elevation thereof, the back side elevation view being identical thereto.

The broken lines in FIG. 6 represent portion of an article that form no part of the claimed design.

The broken lines in FIGS. 5 and 6 represent portions of the article that form no part of the claimed design.

1 Claim, 4 Drawing Sheets



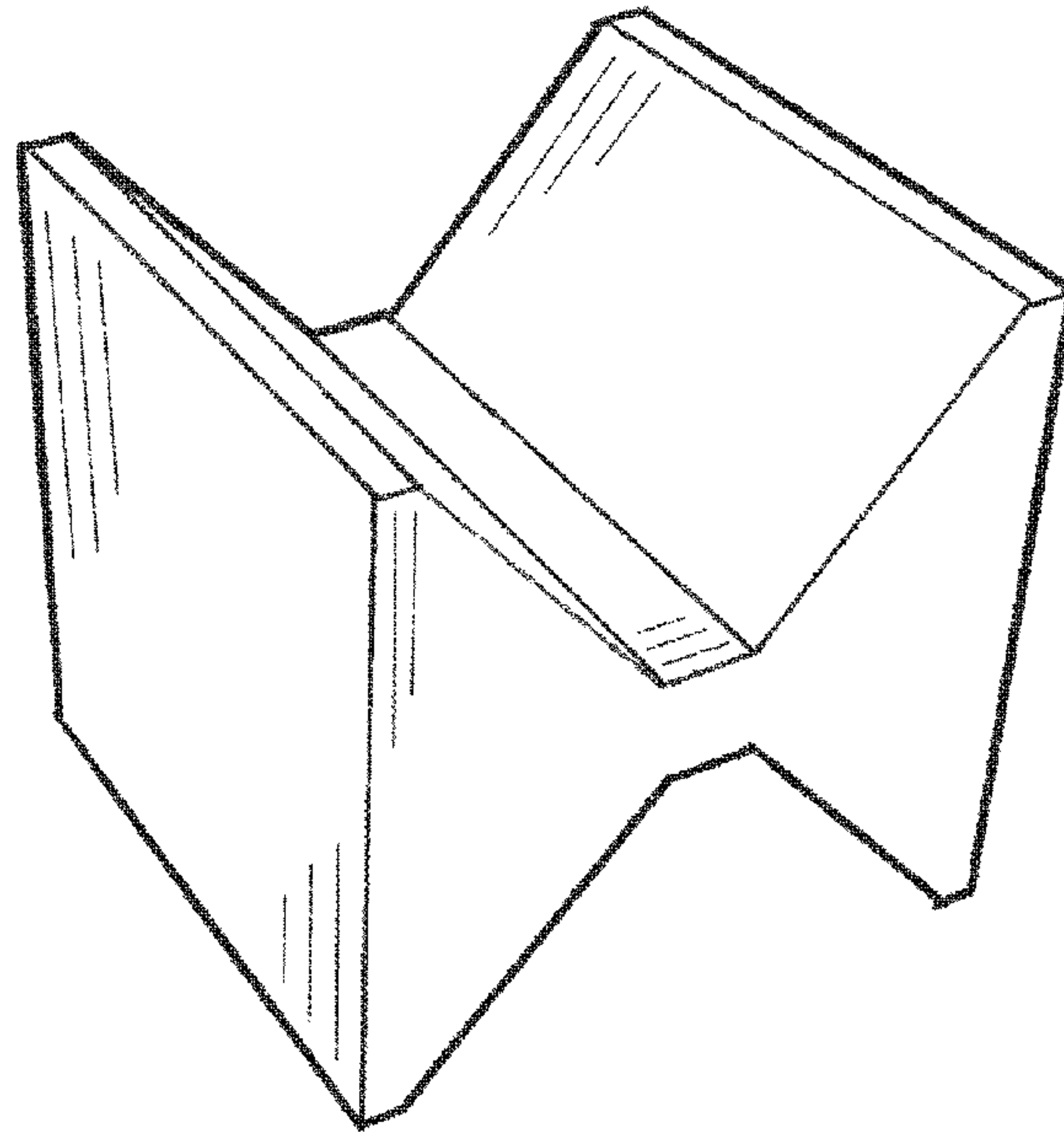


FIG. 1




FIG. 2

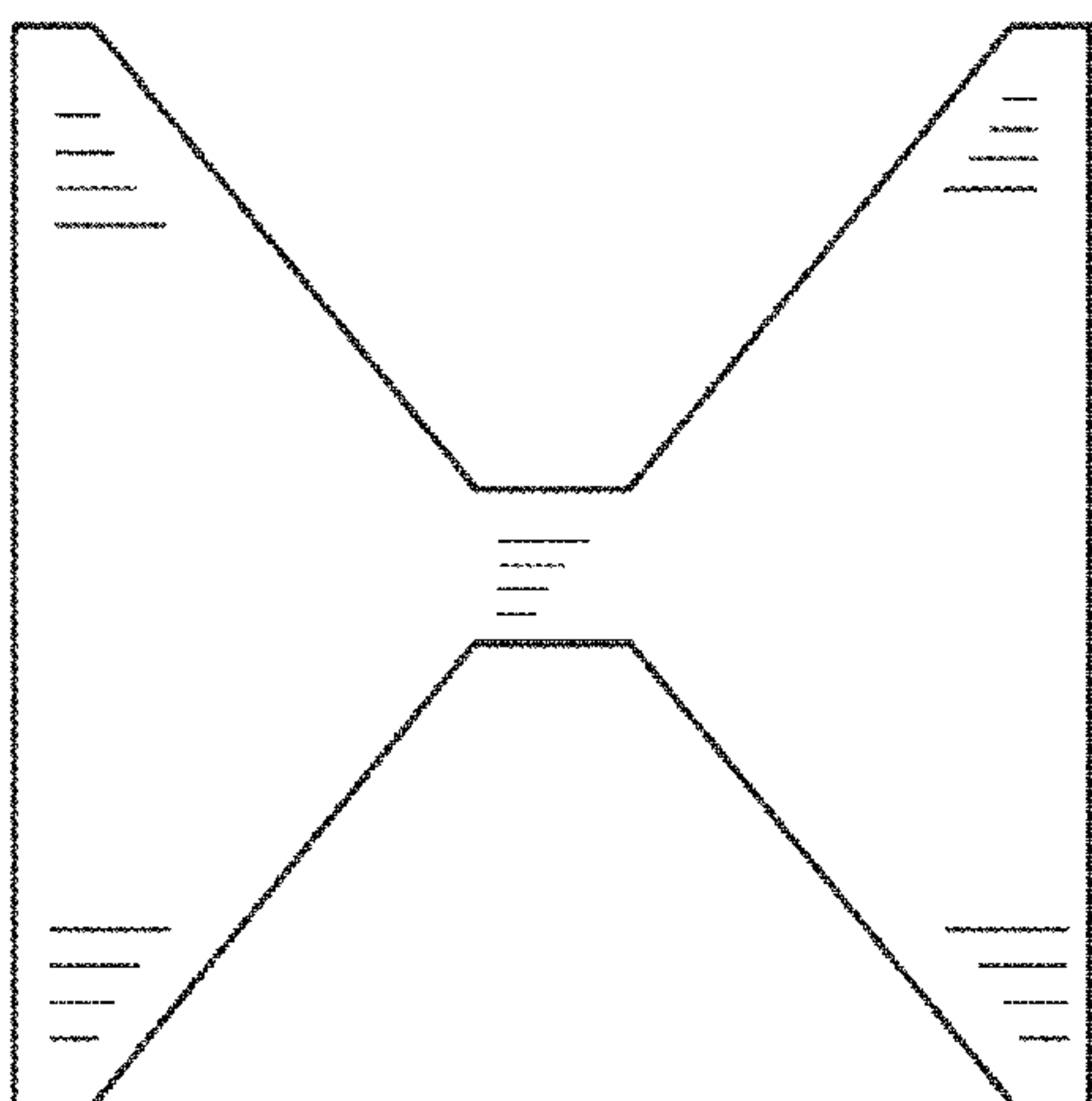


FIG. 3




FIG. 4

FIG. 5

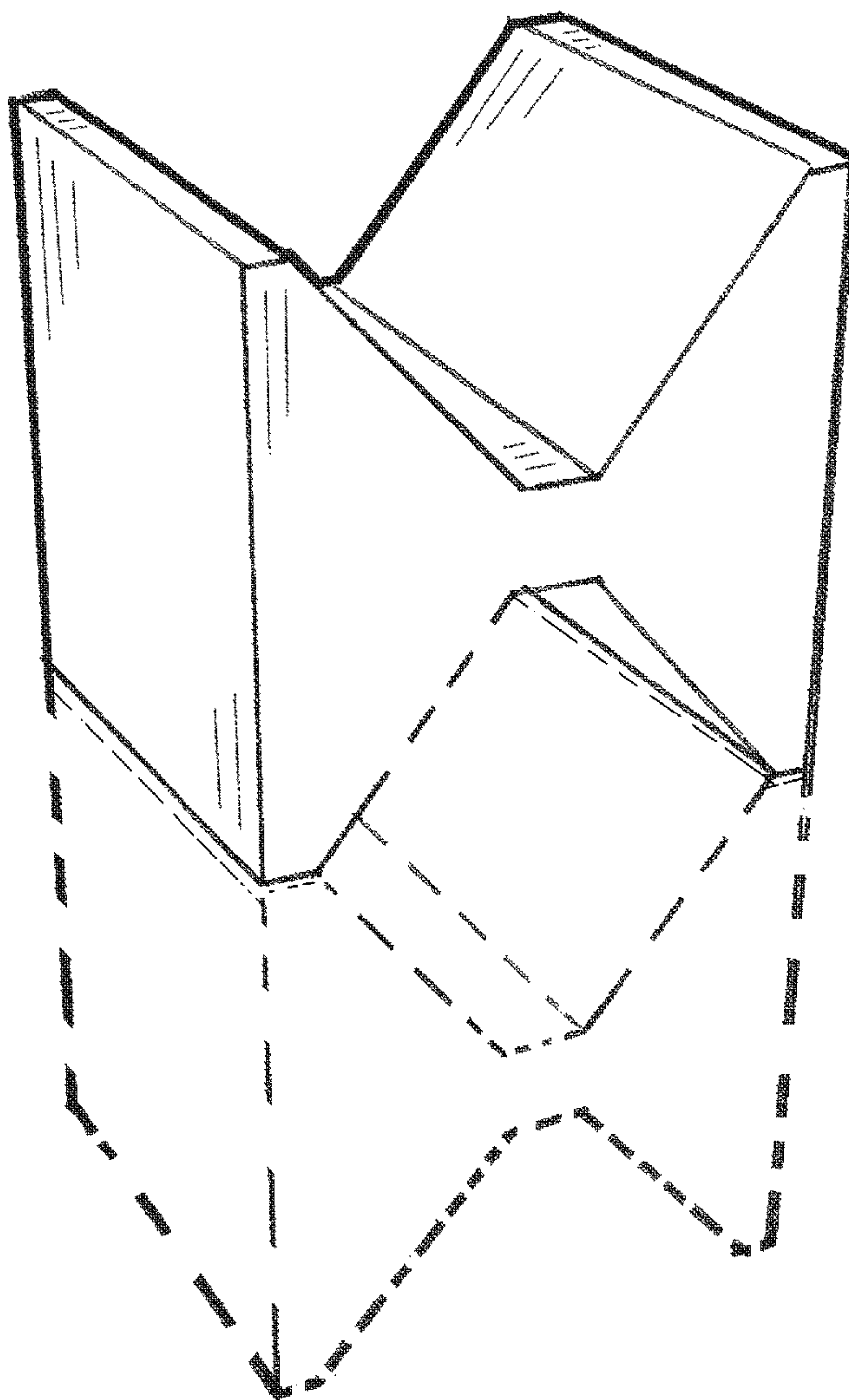


FIG. 6

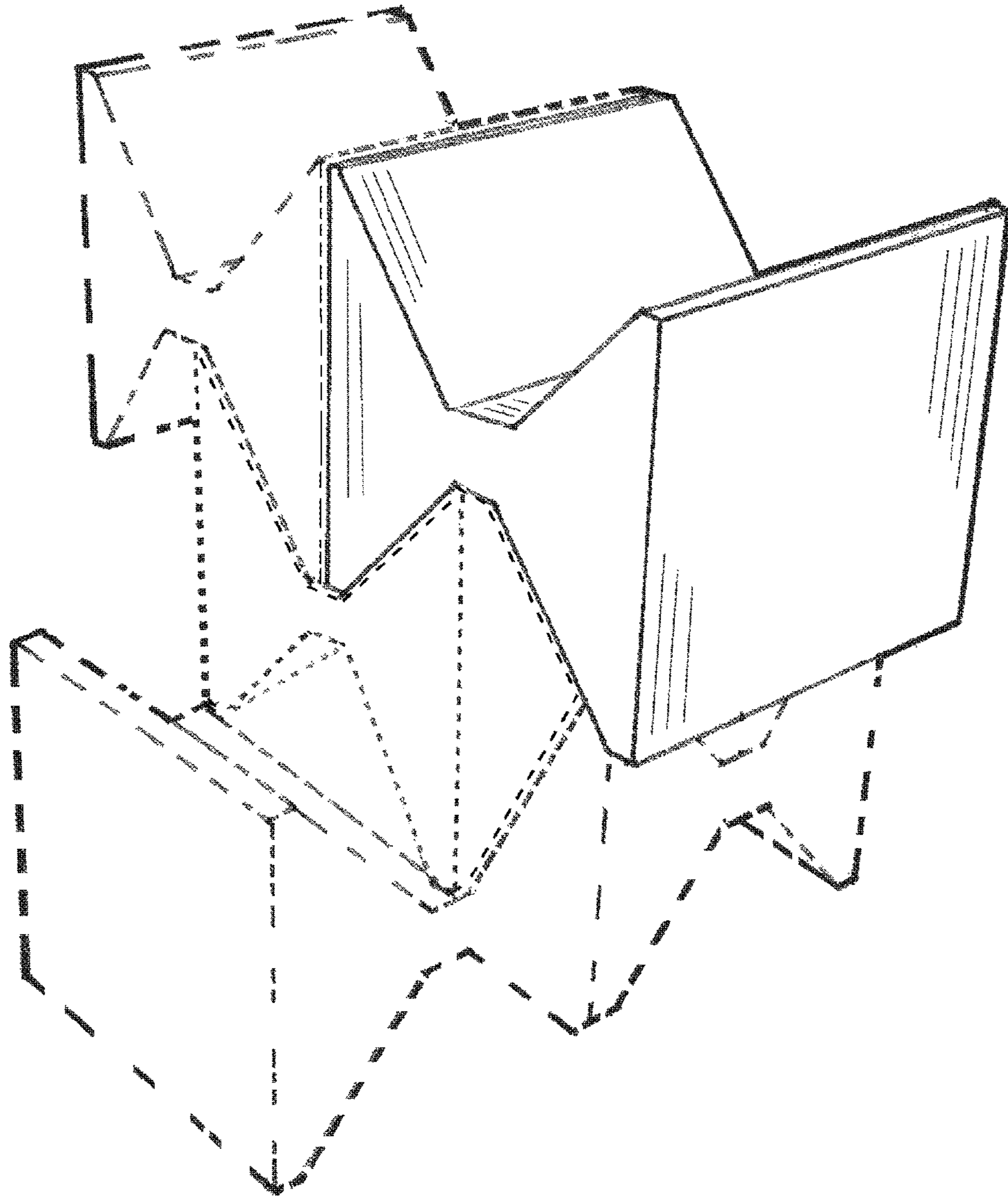


FIG. 7

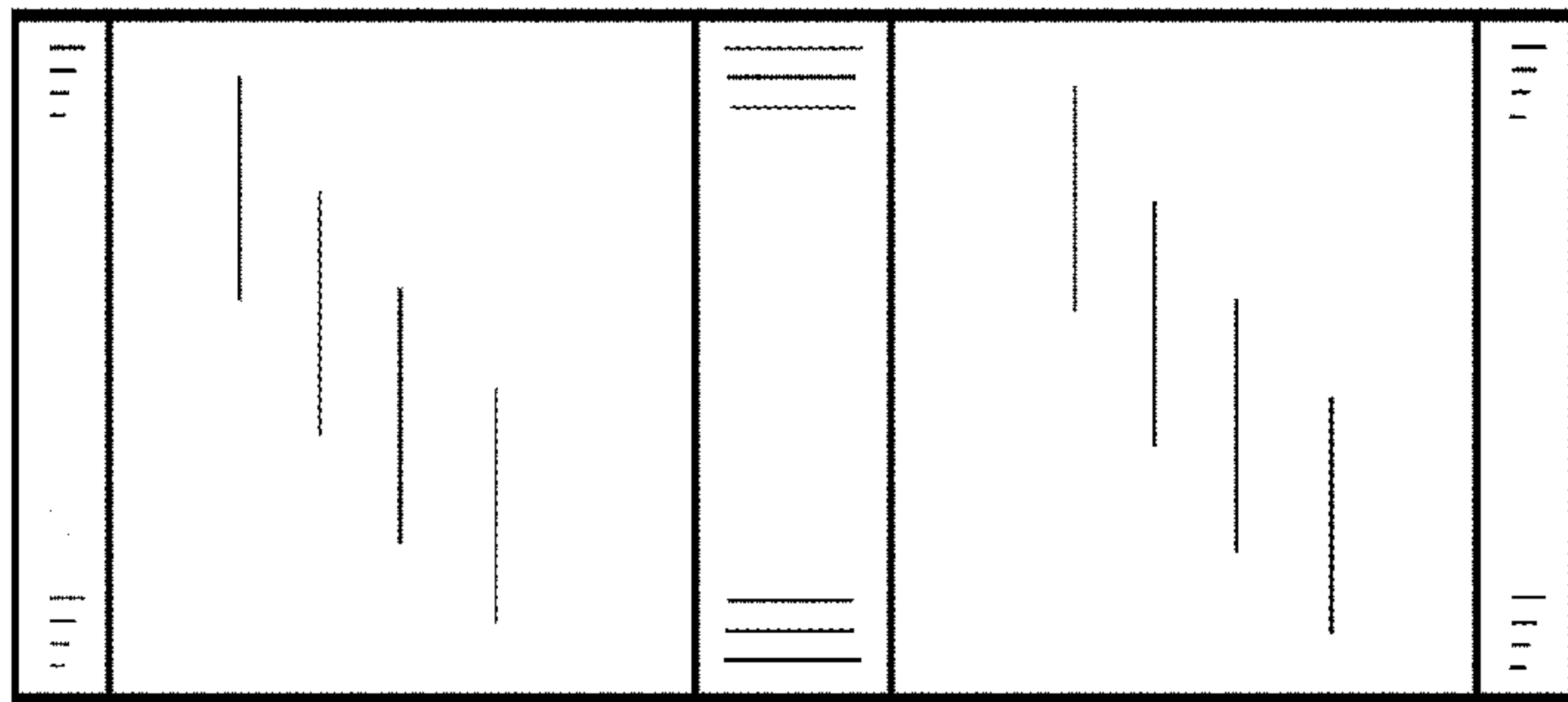
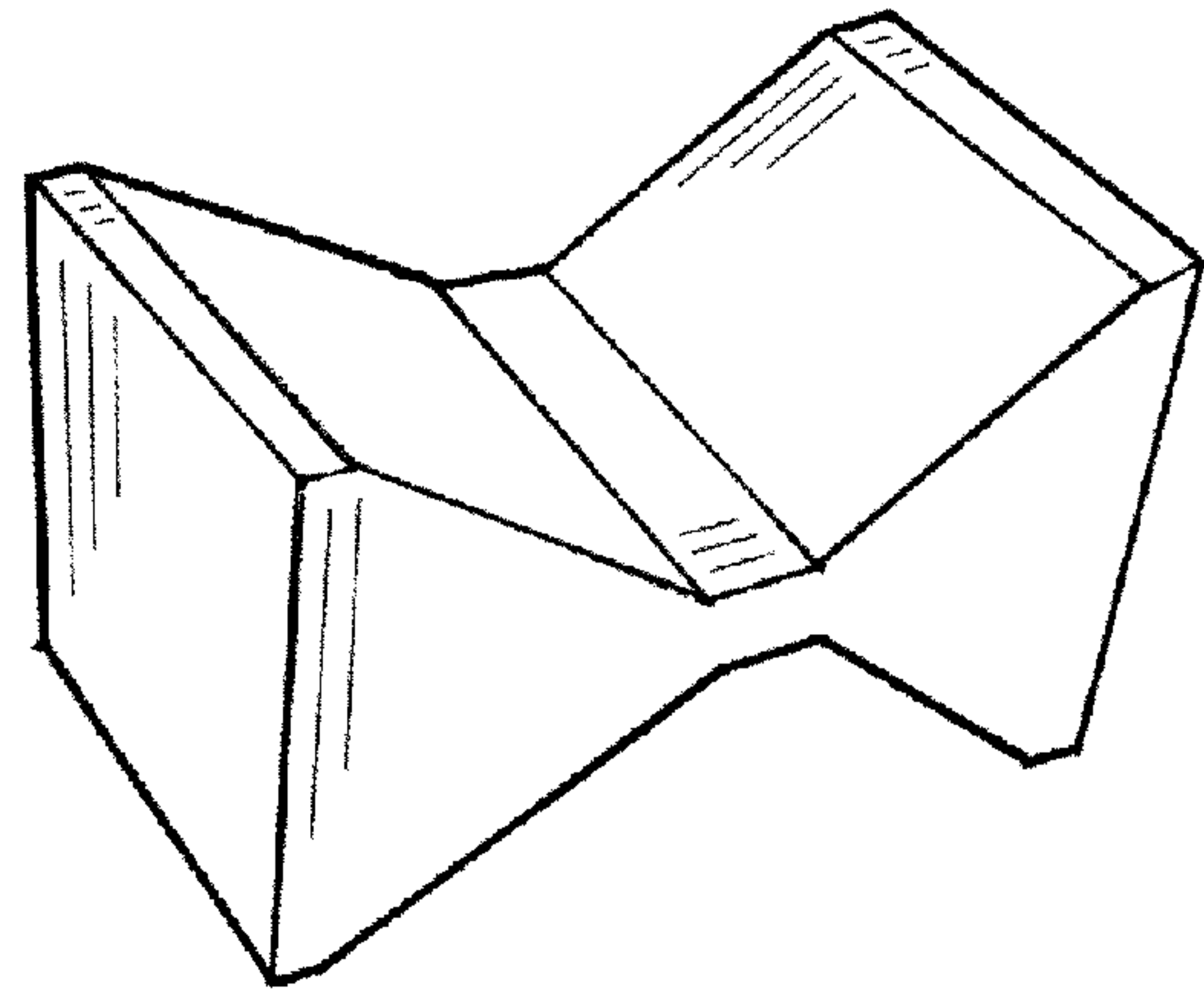


FIG. 8

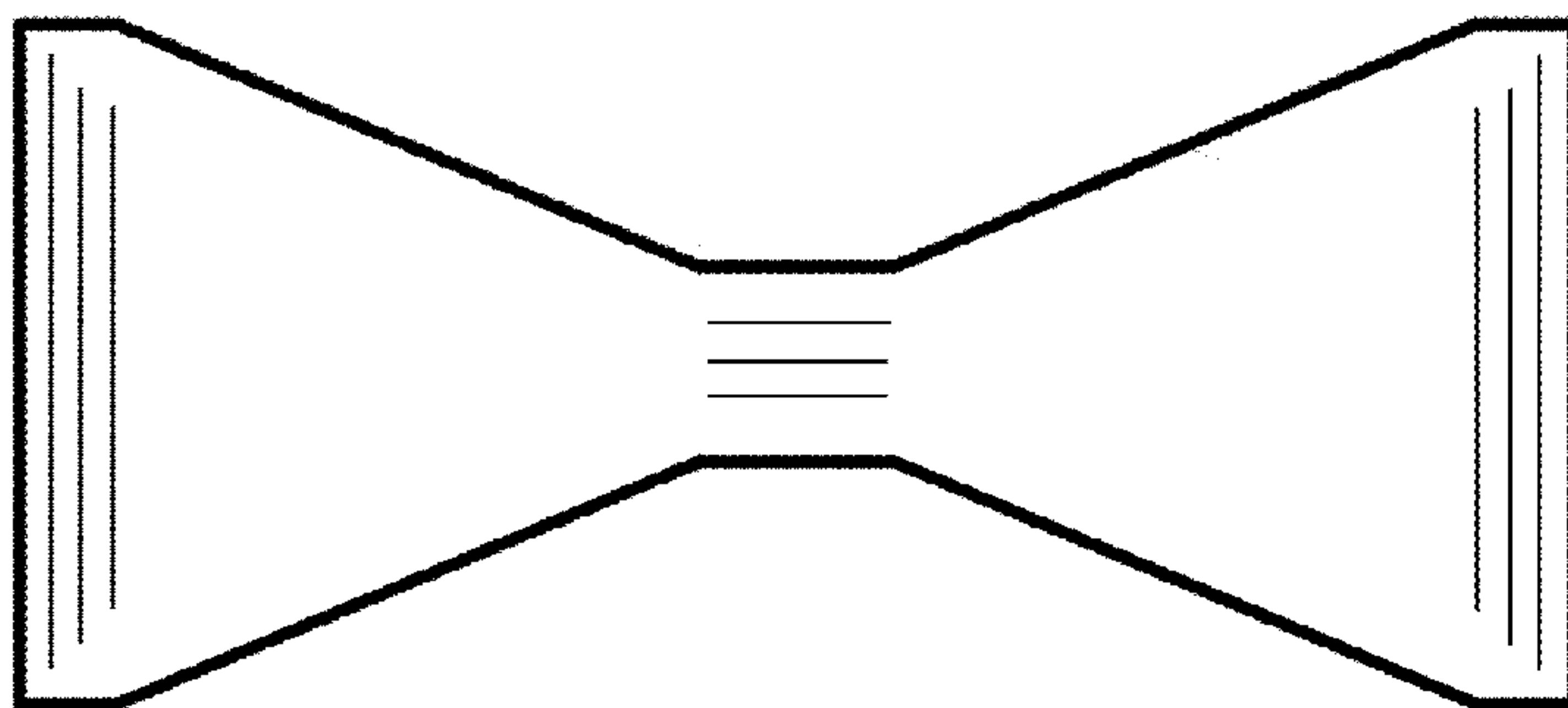


FIG. 9




FIG. 10