

US00D649195S

(12) **United States Design Patent**
Yi et al.

(10) **Patent No.:** **US D649,195 S**

(45) **Date of Patent:** **** *Nov. 22, 2011**

(54) **DESKTOP SIGN**

(75) Inventors: **Jean Yi**, Foshan (CN); **Danielle Rodgers**, Indianapolis, IN (US)

(73) Assignee: **Deflecto, LLC**, Indianapolis, IN (US)

(*) Notice: This patent is subject to a terminal disclaimer.

(**) Term: **14 Years**

(21) Appl. No.: **29/384,253**

(22) Filed: **Jan. 28, 2011**

(51) **LOC (9) Cl.** **20-03**

(52) **U.S. Cl.** **D20/15; D20/43**

(58) **Field of Classification Search** D20/10,
D20/13, 15, 19, 27, 39-44, 99; 40/124.01,
40/299.01, 341, 360, 368, 538, 541, 542,
40/549, 584, 611.12, 642.01, 646-653, 655,
40/655.04, 656, 661, 661.01-661.04, 661.06-661.09,
40/661.11, 700, 745, 747, 763, 765; D6/300,
D6/310, 314; D10/104, 109; D19/52, 91;
362/812

See application file for complete search history.

(56) **References Cited**

U.S. PATENT DOCUMENTS

1,562,487 A * 11/1925 Anthony 40/360
D213,625 S * 3/1969 Jenses D19/52
D272,547 S * 2/1984 Gordon D19/91
D281,705 S * 12/1985 Rosenberg D20/15

D303,814 S * 10/1989 Beck D20/39
D341,163 S * 11/1993 Cohen D20/10
D396,562 S * 8/1998 Kenney D6/314
D415,206 S * 10/1999 Gaines D20/27
D434,452 S * 11/2000 Steiner et al. D20/40
D452,081 S * 12/2001 Rowan D6/300
D475,407 S * 6/2003 Beno D19/52
D551,717 S 9/2007 Diller
D551,718 S 9/2007 Diller
D635,195 S * 3/2011 Michalscheck D20/42
2005/0120604 A1 * 6/2005 Slowski 40/542

* cited by examiner

Primary Examiner — Mary Ann Calabrese

(74) *Attorney, Agent, or Firm* — SNR Denton US LLP;
Brian R. McGinley

(57) **CLAIM**

The ornamental design for a desktop sign, as shown and described.

DESCRIPTION

FIG. 1 is a front elevational view of the desktop sign illustrating the new design;

FIG. 2 is a right side view of the desktop sign illustrated in FIG. 1;


FIG. 3 is a rear view of the desktop sign illustrated in FIG. 1;

FIG. 4 is a left side view of the desktop sign illustrated in FIG. 1;

FIG. 5 is a top view of the desktop sign illustrated in FIG. 1;

FIG. 6 is a bottom view of the desktop sign shown in FIG. 1; and,
FIG. 7 is a front perspective view of the desktop sign illustrated in FIG. 1.

1 Claim, 4 Drawing Sheets



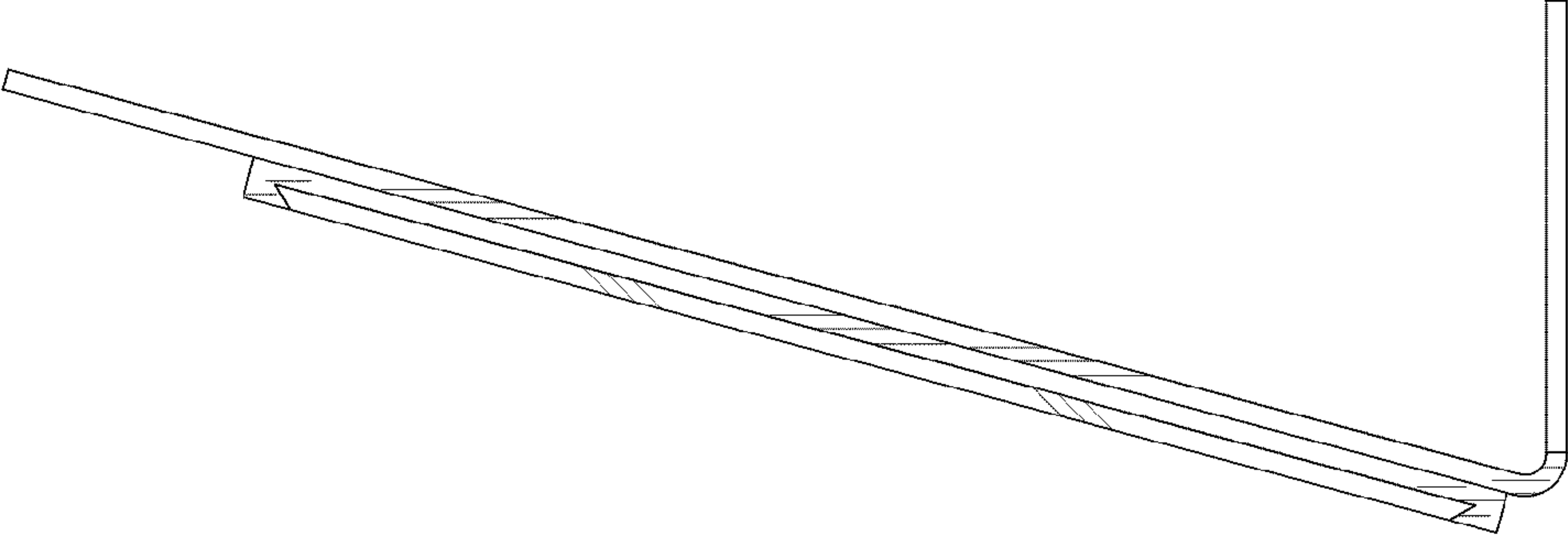


Fig. 2



Fig. 1

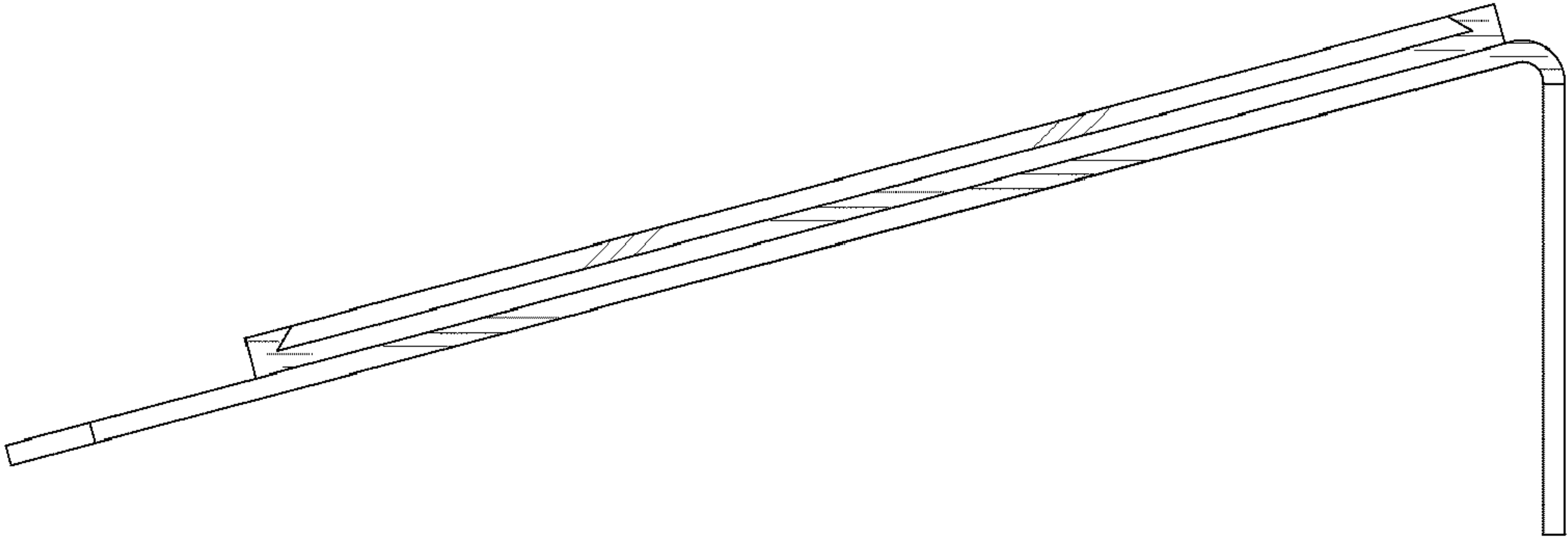


Fig. 4




Fig. 3




Fig. 5



Fig. 6




Fig. 7