



US00D649188S

(12) **United States Design Patent**
Goodelman et al.

(10) **Patent No.:** **US D649,188 S**
(45) **Date of Patent:** **** Nov. 22, 2011**

(54) **WRITING INSTRUMENT**

(75) Inventors: **Stuart Goodelman**, Westbury, NY (US);
Arkadiy Viron, Lynbrook, NY (US)

(73) Assignee: **Liqui-Mark Corp.**, Hauppauge, NY
(US)

(**) Term: **14 Years**

(21) Appl. No.: **29/380,582**

(22) Filed: **Dec. 8, 2010**

(51) **LOC (9) Cl.** **19-06**

(52) **U.S. Cl.** **D19/36**

(58) **Field of Classification Search** D19/35,
D19/36, 41-51, 54-58; 24/11 R, 11 F, 11 P;
401/52, 99, 100, 192, 195, 196; D14/411
See application file for complete search history.

(56) **References Cited**

U.S. PATENT DOCUMENTS

1,484,613	A *	2/1924	Carmel	206/1.7
2,510,302	A *	6/1950	White	401/34
D184,204	S *	1/1959	Allan	D19/46
3,804,538	A *	4/1974	Rosa	401/209
4,016,982	A *	4/1977	Schreiber	211/69.1
D255,367	S *	6/1980	Montague	D19/55
D283,516	S *	4/1986	Huang	D19/41
D310,101	S *	8/1990	Gauthier	D19/55
4,986,683	A *	1/1991	Whitright	401/195
5,308,179	A *	5/1994	Whitright	401/131
D363,740	S *	10/1995	Quimby	D19/46
D403,355	S *	12/1998	Fillion	D19/36
6,045,281	A *	4/2000	Bunn et al.	401/195

D585,489	S *	1/2009	Han et al.	D19/36
D595,350	S *	6/2009	Paz et al.	D19/43
D595,769	S *	7/2009	Supiot	D19/36

OTHER PUBLICATIONS

Breast Cancer Awareness Ribbon-Shaped Highlighter and Pen Combo, Item # 19072, 2 pages, downloaded from Advance Custom Promotions website, King of Prussia, Pennsylvania on Jul. 28, 2011.*
Pen-in-Ribbon Pen, Breast Cancer Awareness Pen, 3 pages, downloaded from www.ImprintItems.com website on Jul. 28, 2011.*

* cited by examiner

Primary Examiner — Elizabeth Albert

(74) *Attorney, Agent, or Firm* — Levine & Mandelbaum

(57) **CLAIM**

We claim the ornamental design for a writing instrument, as shown and described.

DESCRIPTION

FIG. 1 is a perspective view from the front, right side, and bottom of a first embodiment of a writing instrument showing my new design.

FIG. 2 is front elevational view thereof.

FIG. 3 is rear elevational view thereof.

FIG. 4 is left side elevational view thereof.

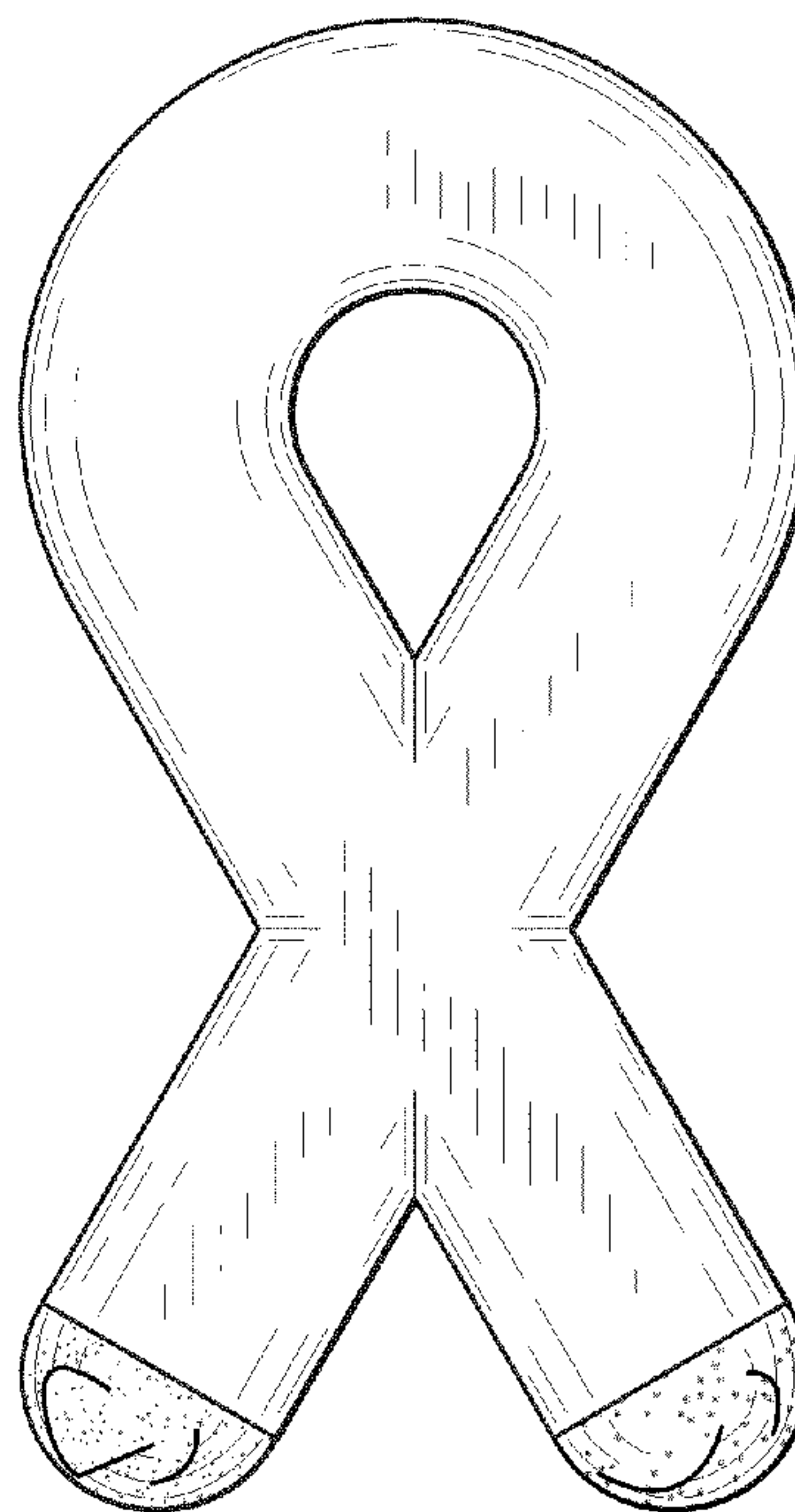
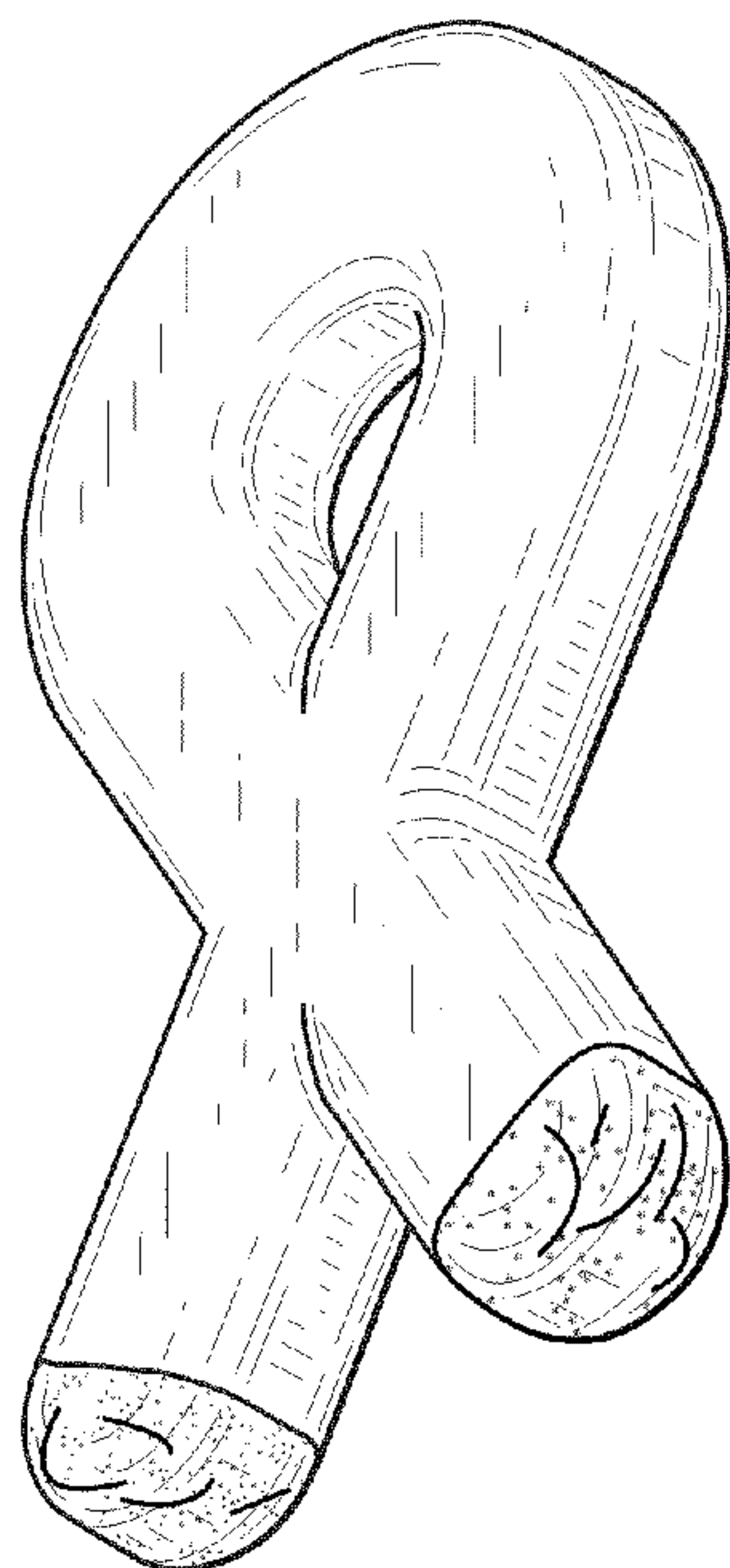
FIG. 5 is right side elevational view thereof.

FIG. 6 is top plan view thereof; and,

FIG. 7 is bottom plan view thereof.

The stippling shown on the caps at the bottom ends of the first embodiment of the writing instrument is provided to represent a contrast of color.

1 Claim, 6 Drawing Sheets



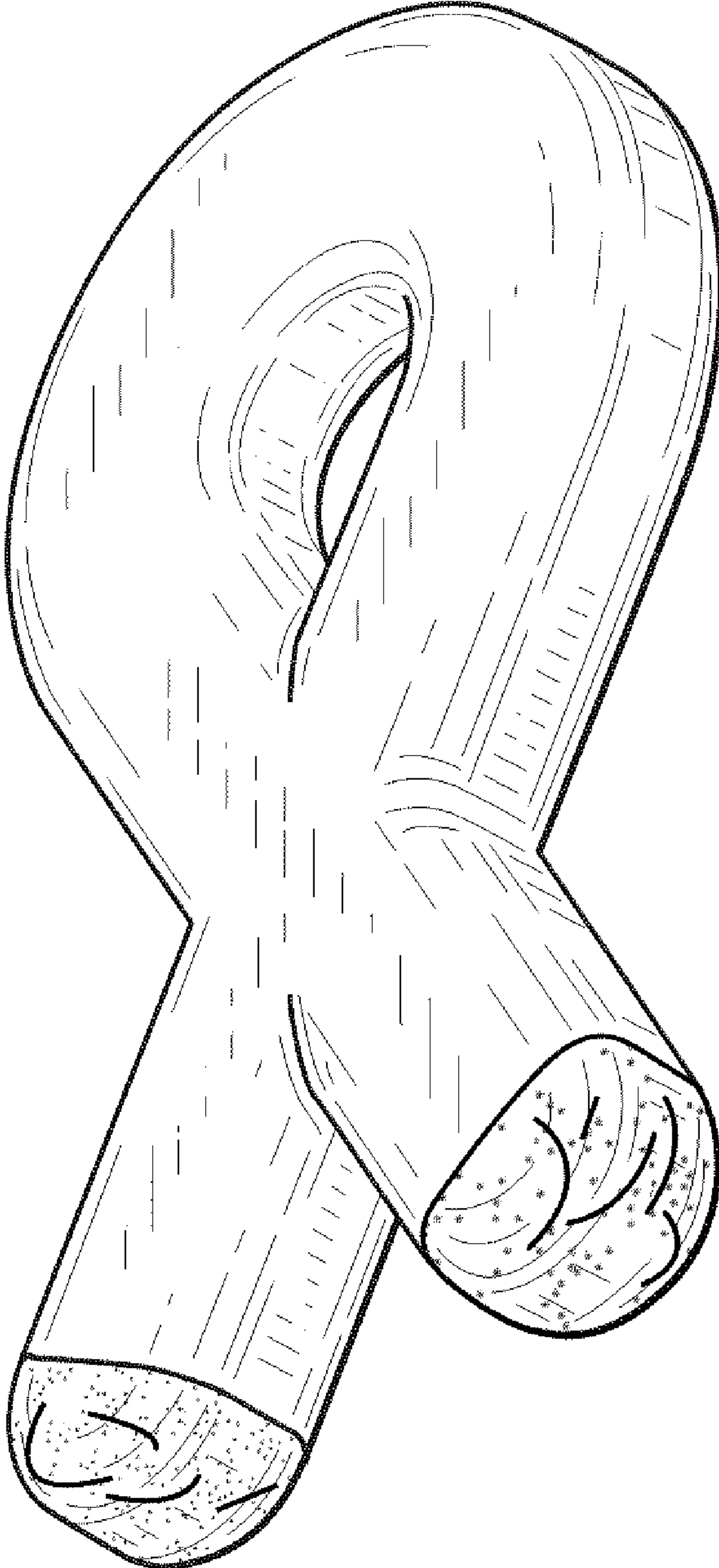


FIG. 1

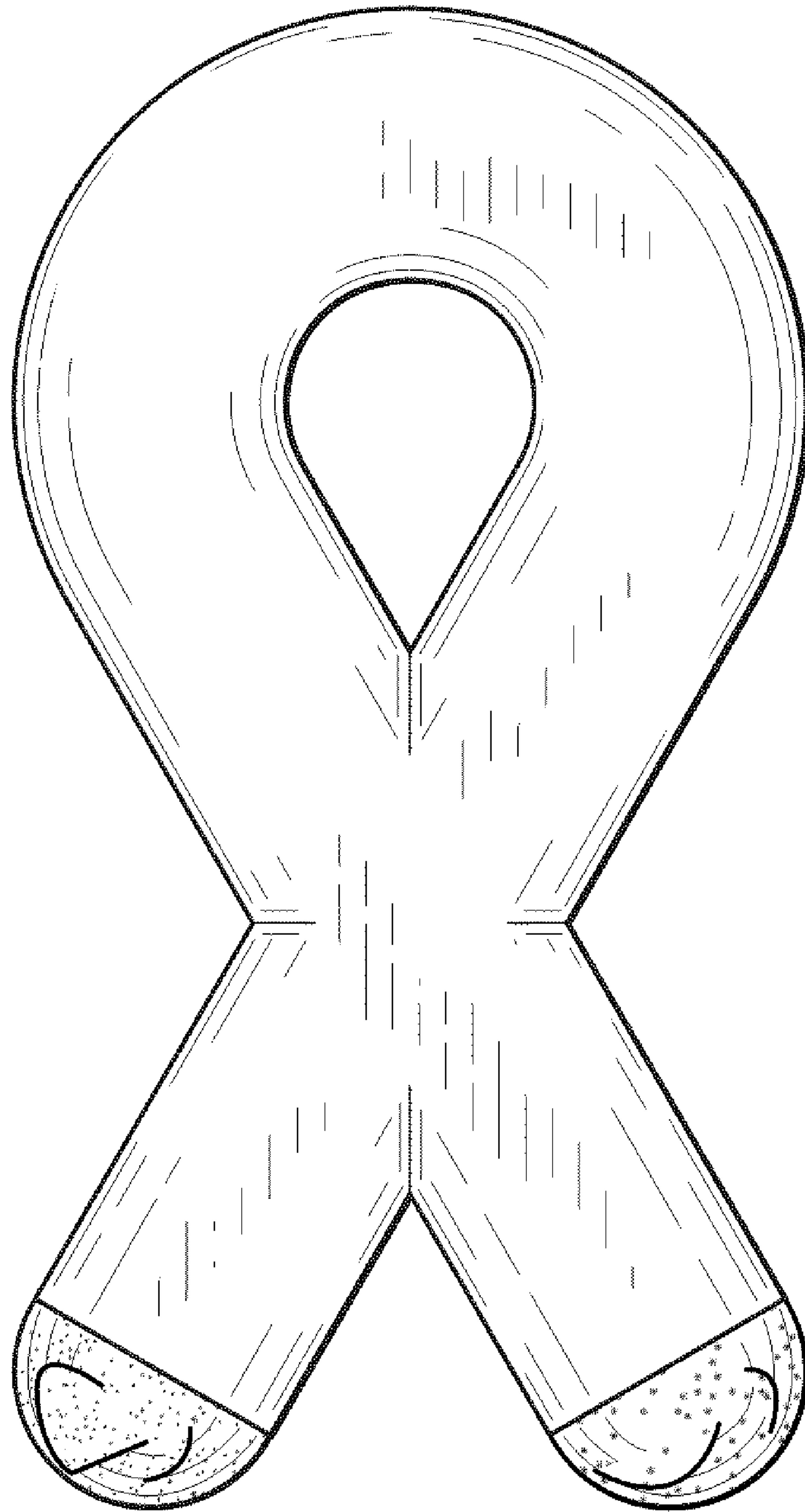


FIG. 2

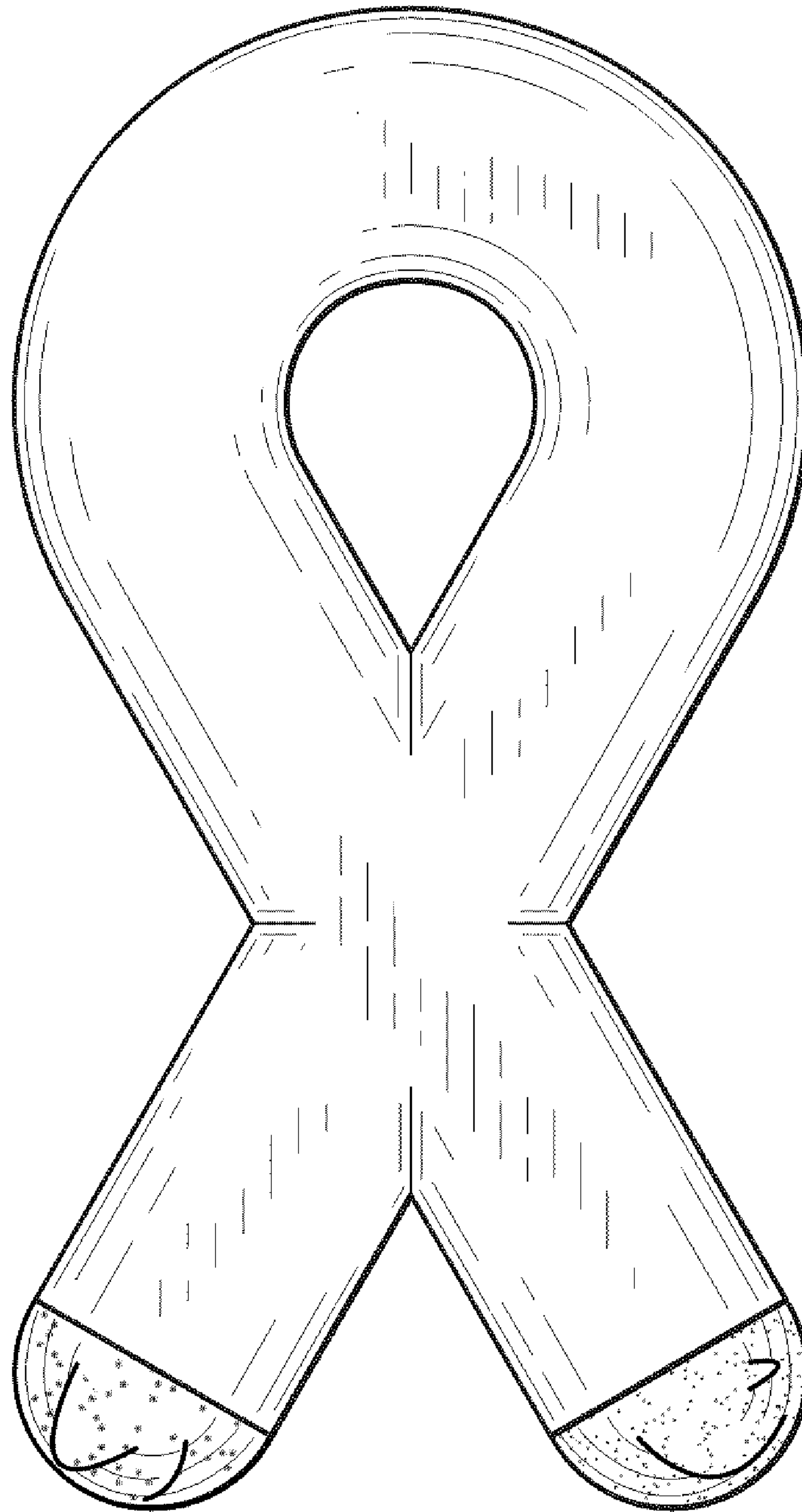


FIG. 3

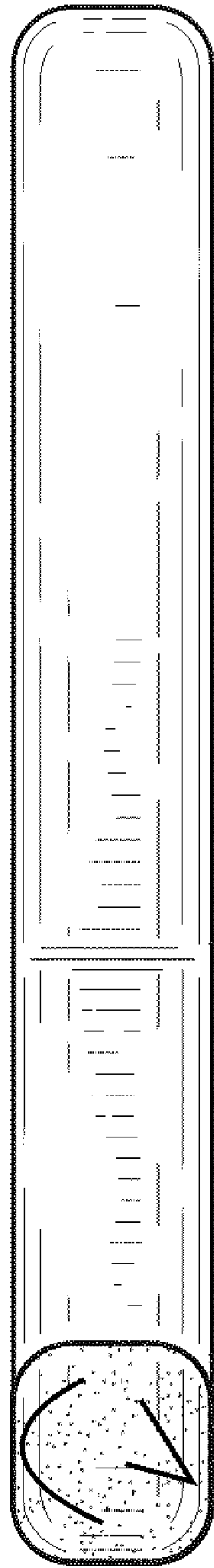


FIG. 4




FIG. 5

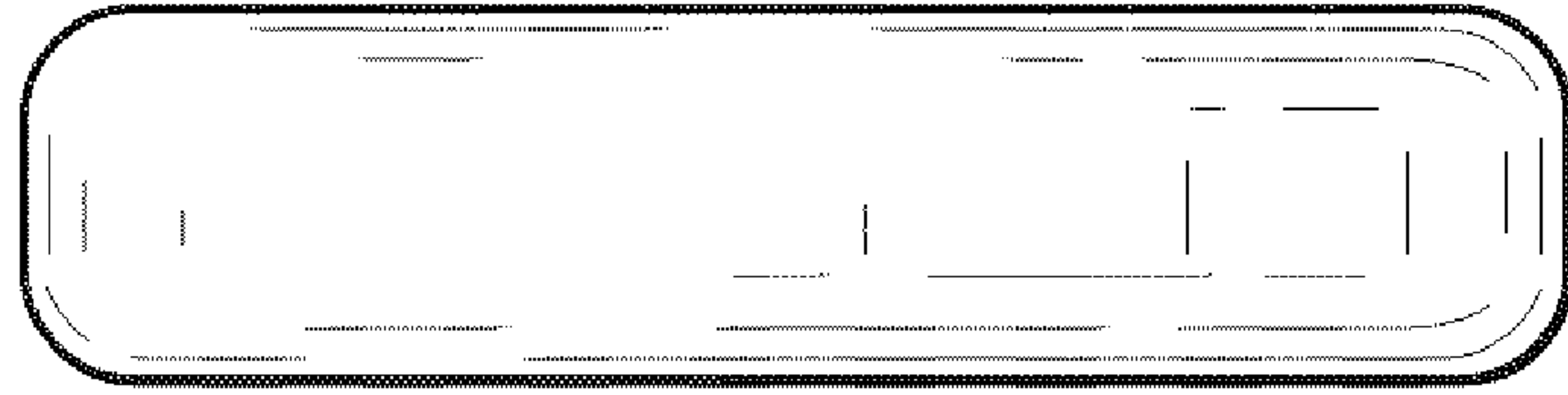


FIG. 6

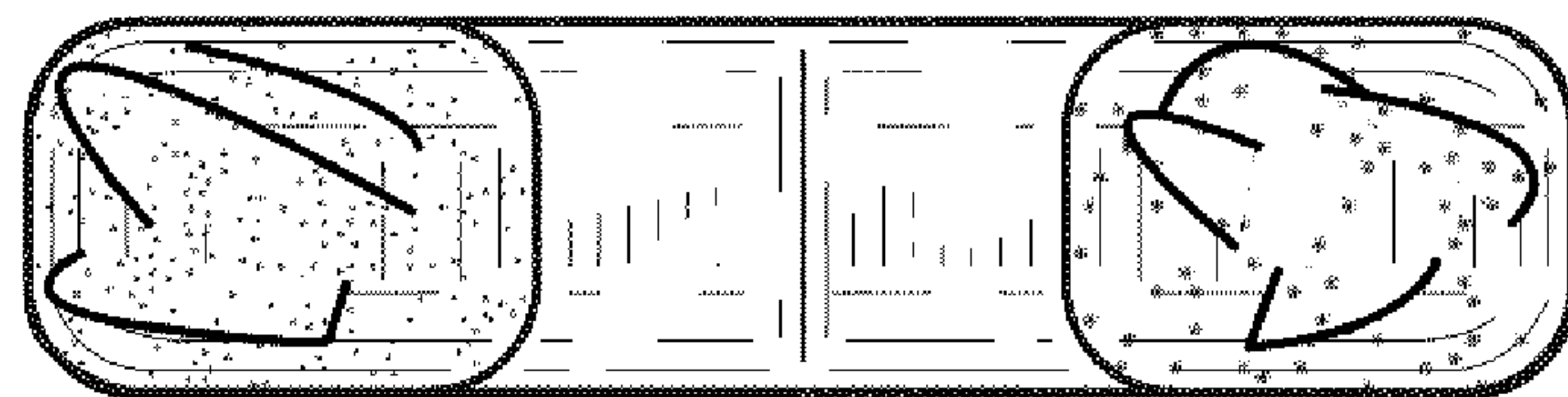


FIG. 7