



US00D649184S

(12) **United States Design Patent**  
**Chen et al.**

(10) **Patent No.:** **US D649,184 S**

(45) **Date of Patent:** **\*\* Nov. 22, 2011**

(54) **DATA STORAGE DEVICE**

(75) Inventors: **Ming-Ling Chen**, Tu-Cheng (TW);  
**Tzu-Cheng Yu**, Santa Clara, CA (US)

(73) Assignee: **Chi Mei Communication Systems, Inc.**, Tu-Cheng, New Taipei (TW)

(\*\*) Term: **14 Years**

(21) Appl. No.: **29/391,051**

(22) Filed: **May 3, 2011**

(51) **LOC (9) Cl.** ..... **19-08**

(52) **U.S. Cl.** ..... **D19/10**

(58) **Field of Classification Search** ..... D19/1-12,  
D19/20-34; 40/124.01-124.15, 672, 661,  
40/776, 726, 617; 283/72, 74-75, 103, 105,  
283/106; D6/407, 632; 235/380, 449, 487,  
235/492, 493, 488; 206/449, 815, 315; D20/10,  
D20/22, 27, 40, 11, 39, 43; D14/435-437,  
D14/478

See application file for complete search history.

(56) **References Cited**

U.S. PATENT DOCUMENTS

D522,573 S \* 6/2006 Lauer ..... D19/9  
D523,076 S \* 6/2006 Lauer et al. .... D19/9  
D553,676 S \* 10/2007 Hogg ..... D19/9

D570,910 S \* 6/2008 Parker et al. .... D19/9  
D616,021 S \* 5/2010 Halbur ..... D19/9  
D635,187 S \* 3/2011 Pompei et al. .... D19/9

\* cited by examiner

*Primary Examiner* — Caron D Veynar

*Assistant Examiner* — Abraham Bahta

(74) *Attorney, Agent, or Firm* — Altis Law Group, Inc.

(57) **CLAIM**

The ornamental design for a data storage device, as shown and described.

**DESCRIPTION**

FIG. 1 is a perspective view of a data storage device showing our new design;

FIG. 2 is a front elevational view thereof;

FIG. 3 is a rear elevational view thereof;

FIG. 4 is a left side elevational view thereof;

FIG. 5 is a right side elevational view thereof;

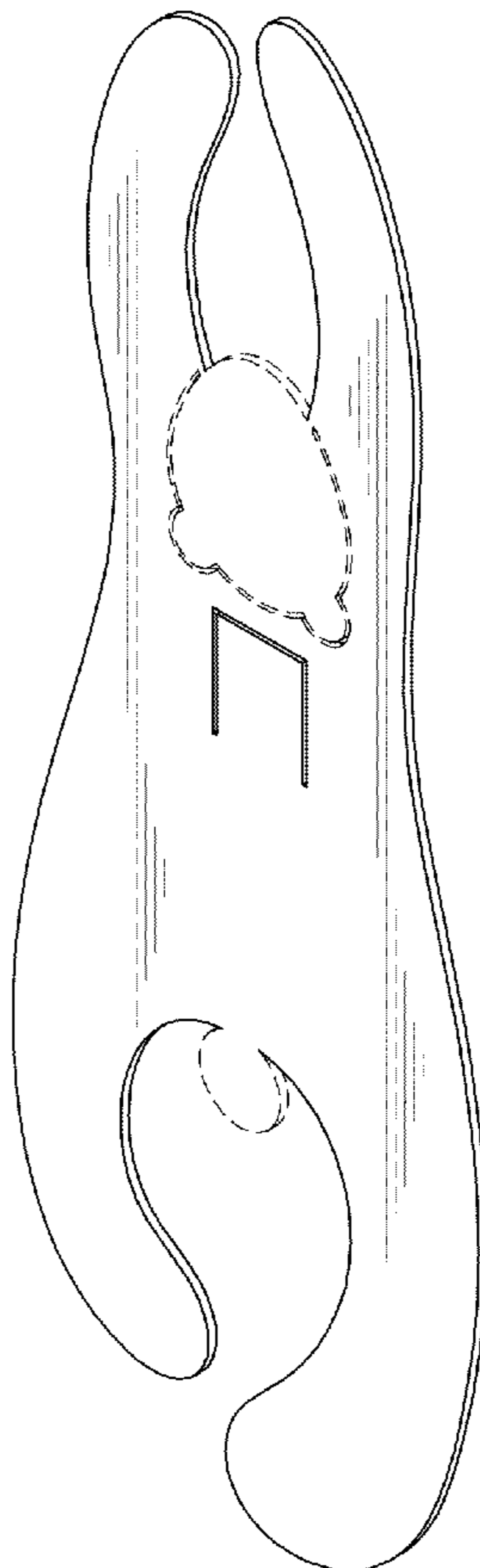
FIG. 6 is a top plan view thereof;

FIG. 7 is a bottom plan view thereof; and,

FIG. 8 is a perspective view of using of the data storage device of FIG. 1.

The broken lines of all the figures are for the purpose of illustrating environment and forms no part of the claimed design.

**1 Claim, 8 Drawing Sheets**



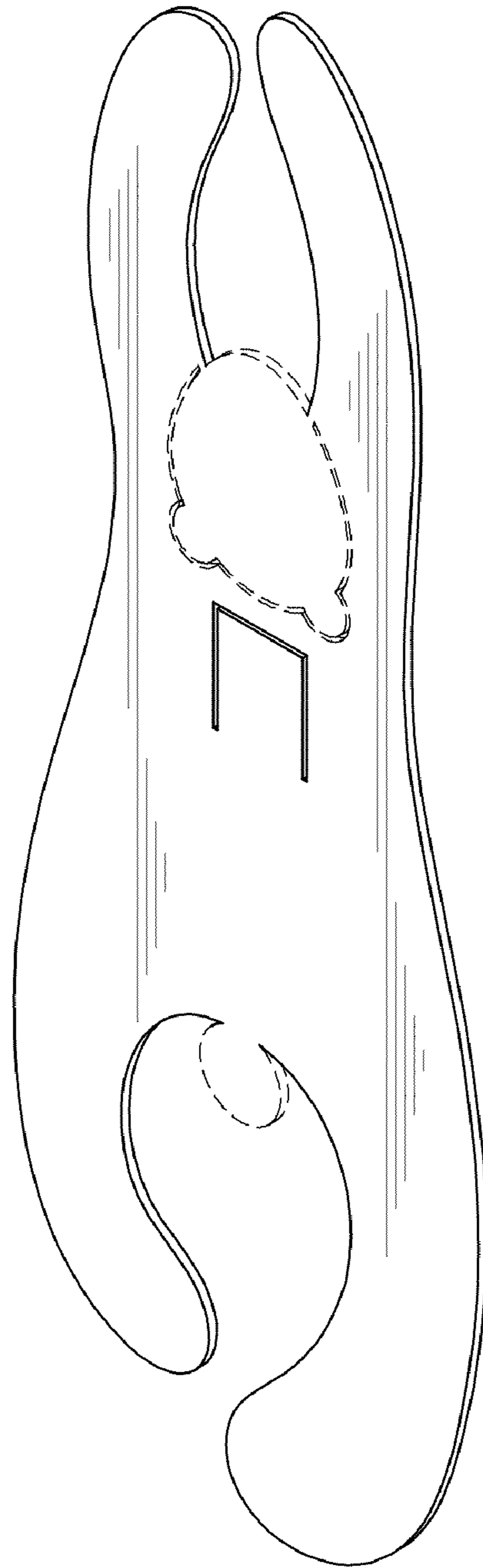


FIG. 1

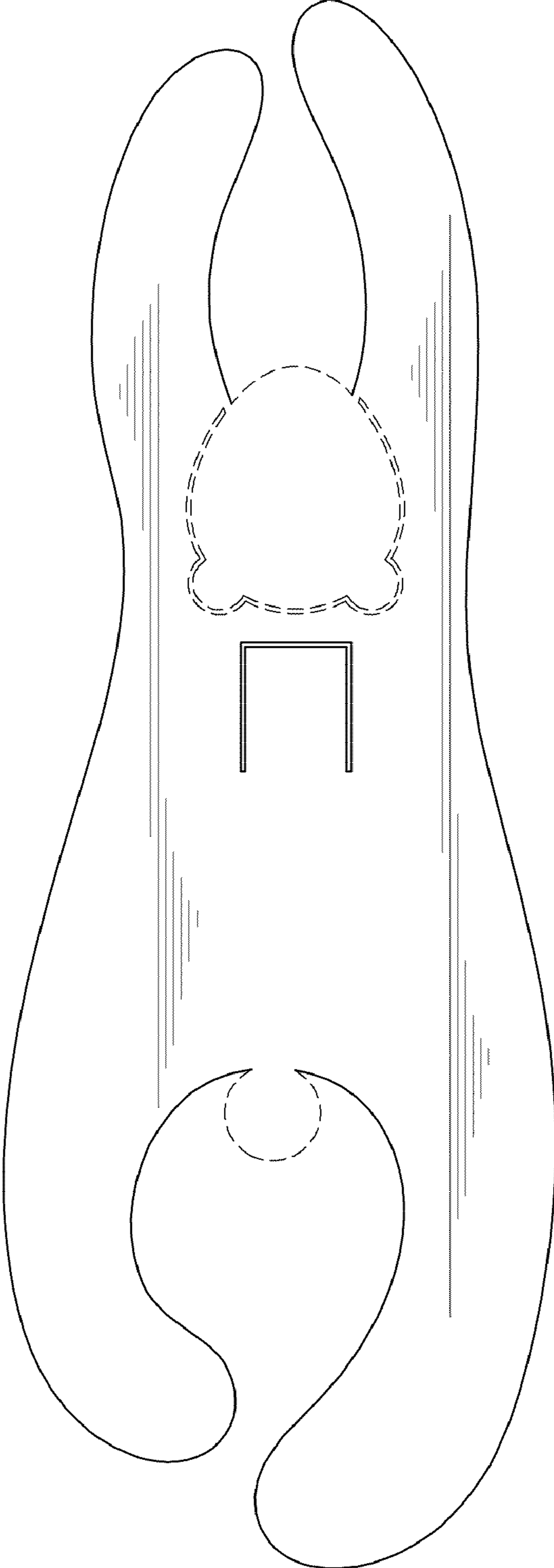


FIG. 2

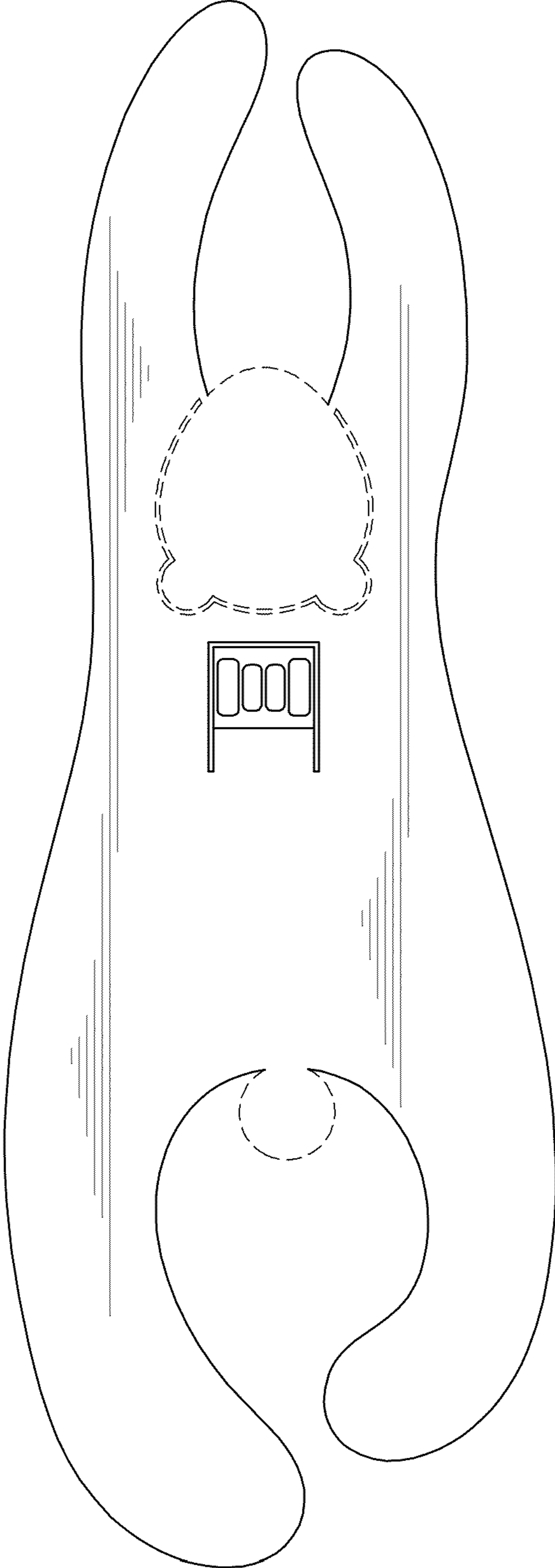


FIG. 3



FIG. 4



FIG. 5

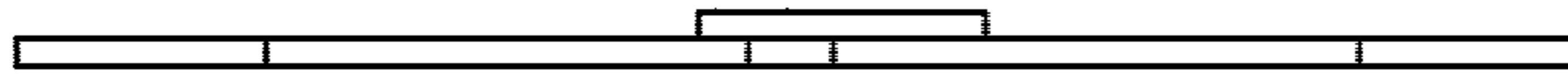


FIG. 6




FIG. 7



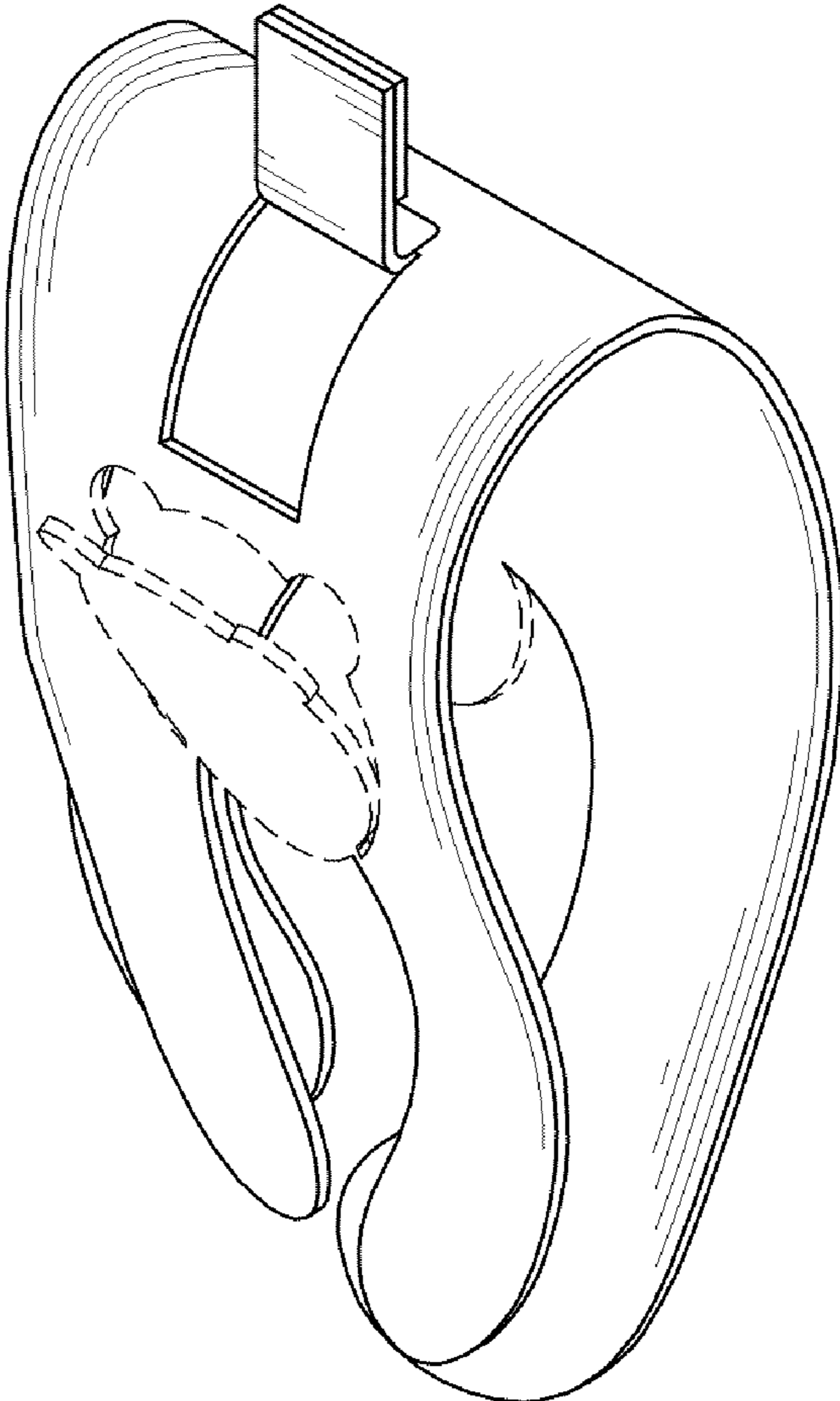


FIG. 8