



US00D649180S

(12) **United States Design Patent**
Lane

(10) **Patent No.:** **US D649,180 S**

(45) **Date of Patent:** **** Nov. 22, 2011**

(54) **EYEWEAR**

(75) **Inventor:** **Henry Welling Lane**, San Luis Obispo,
CA (US)

(73) **Assignee:** **Dimensional Optics, Inc.**, San Luis
Obispo, CA (US)

(**) **Term:** **14 Years**

(21) **Appl. No.:** **29/380,486**

(22) **Filed:** **Dec. 6, 2010**

(51) **LOC (9) Cl.** **16-06**

(52) **U.S. Cl.** **D16/330; D16/900**

(58) **Field of Classification Search** D16/101,
D16/300-342, 900; D29/109-110; D24/110.2;
351/41, 44, 51-52, 62, 158, 92, 103-123,
351/140, 153, 45-46; 2/426-432, 447-449,
2/441, 434-437, 13, 15; D21/483, 659-661
See application file for complete search history.

(56) **References Cited**

U.S. PATENT DOCUMENTS

3,254,932 A * 6/1966 Blaney 351/47
D373,782 S * 9/1996 Shelton D16/332

D411,854 S * 7/1999 Friedman D16/330
6,254,232 B1 * 7/2001 Friedman 351/47
6,575,569 B1 * 6/2003 Castellano 351/45
7,070,271 B2 * 7/2006 Park 351/57

* cited by examiner

Primary Examiner — Raphael Barkai

(74) *Attorney, Agent, or Firm* — Westberg Law Offices

(57) **CLAIM**

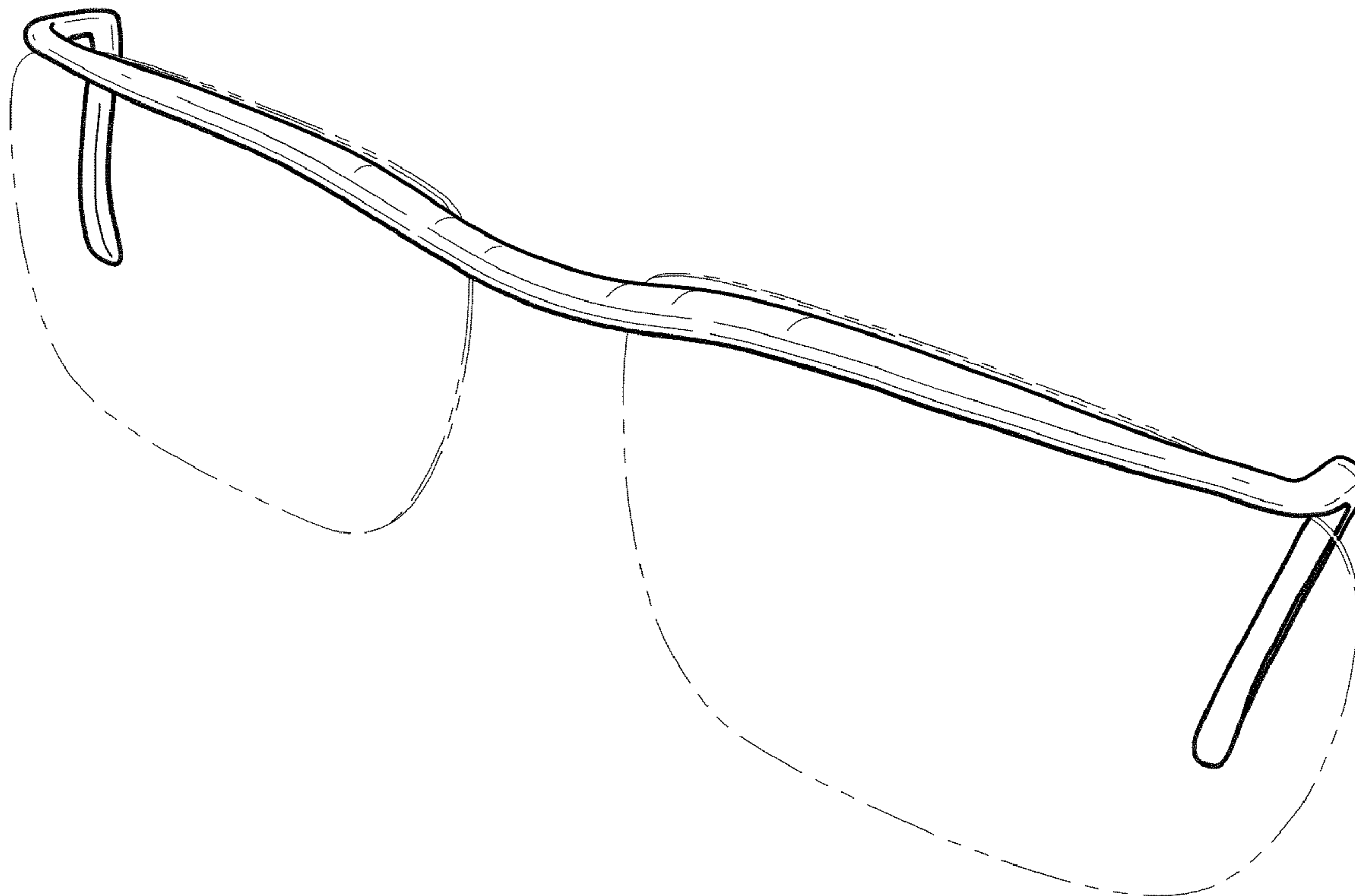
The ornamental design for a eyewear, as shown and described.

DESCRIPTION

FIG. 1 is a perspective view eyewear showing the new design;
FIG. 2 is a front elevation view thereof;
FIG. 3 is a rear elevation view thereof;
FIG. 4 is a right side elevation view thereof, the left side being
a mirror image of the right side;
FIG. 5 is a top view thereof; and,
FIG. 6 is a bottom view thereof.

The broken lines in the Figures show environmental structure
and form no part of the claimed design.

1 Claim, 2 Drawing Sheets



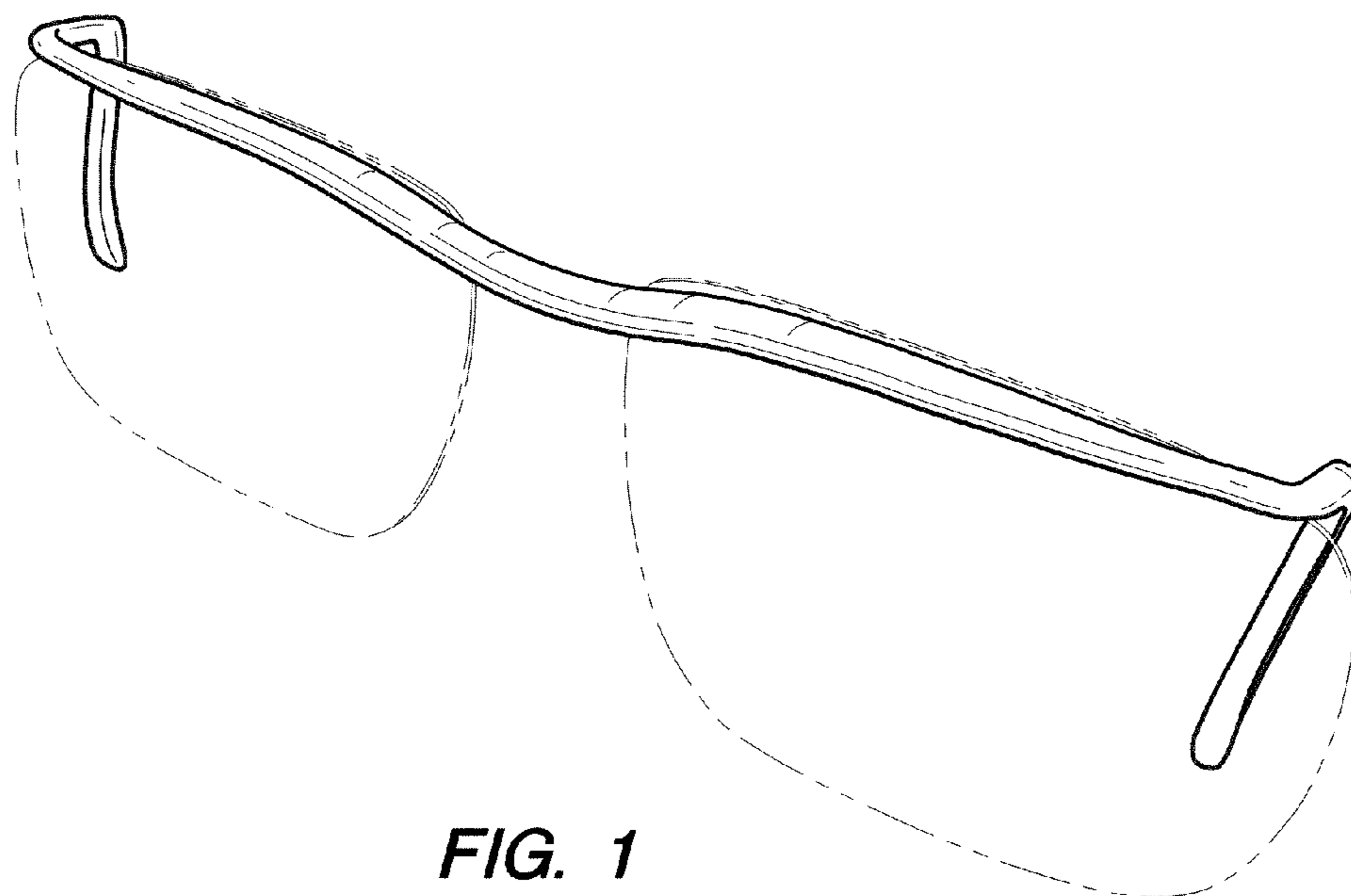


FIG. 1

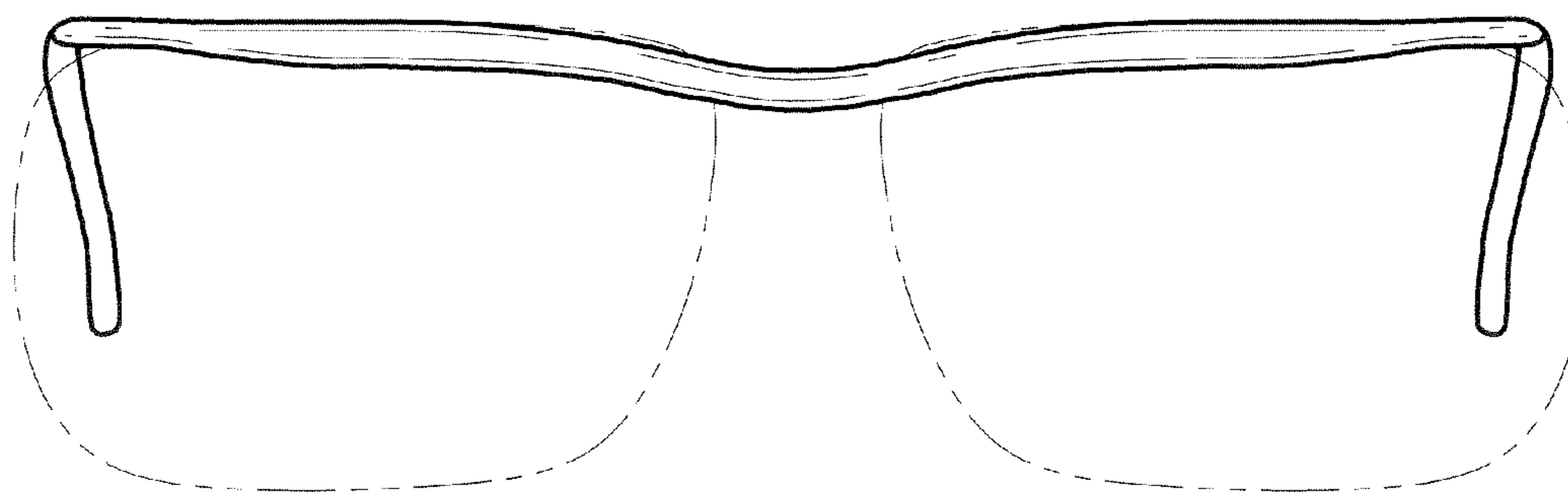


FIG. 2

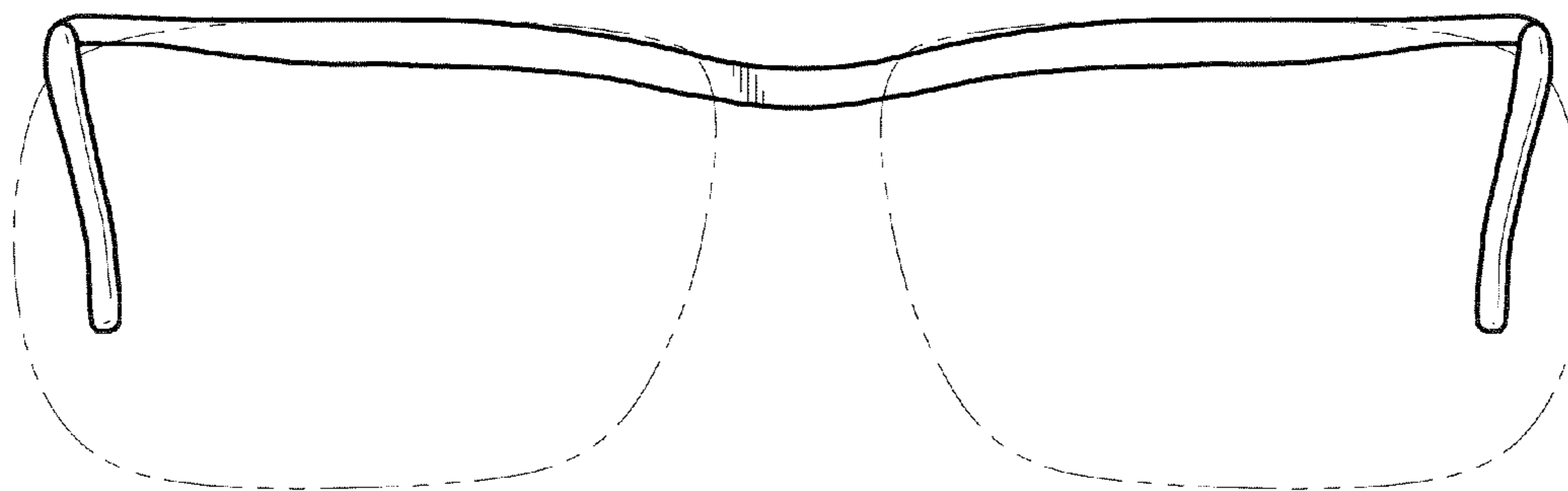


FIG. 3

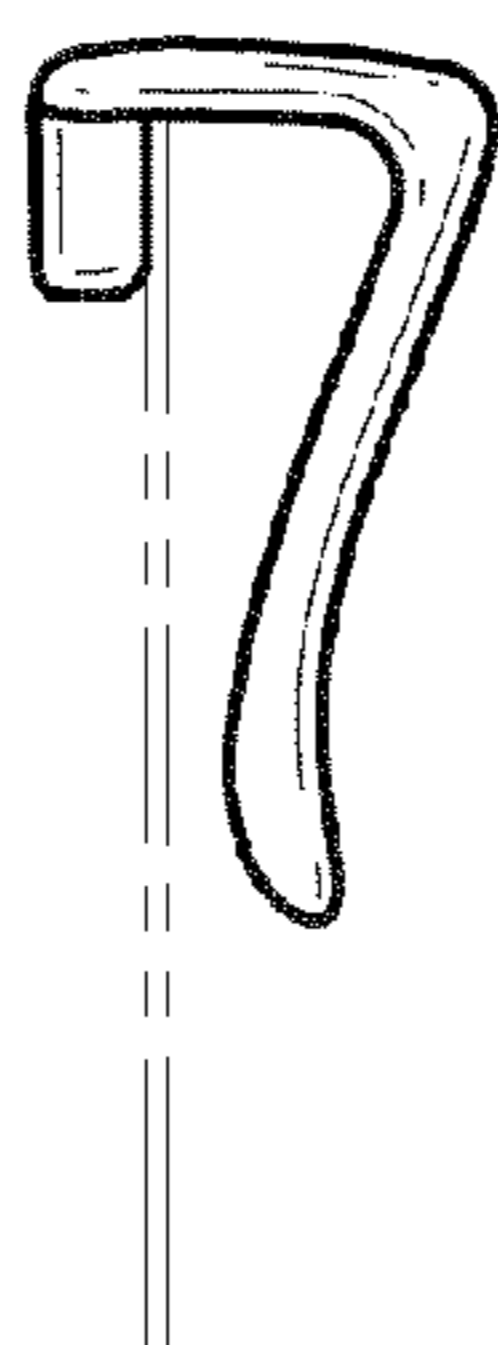


FIG. 4

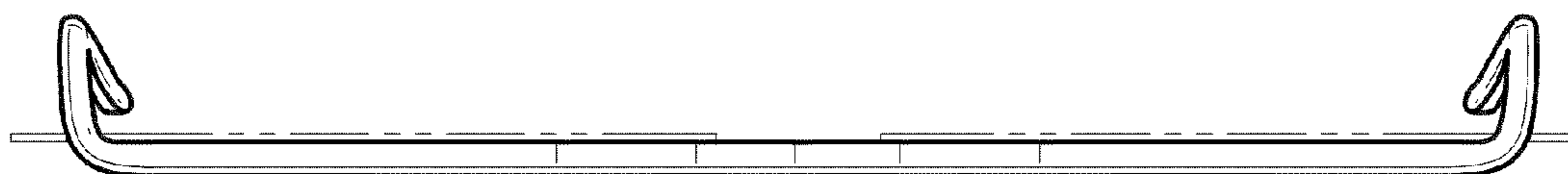


FIG. 5

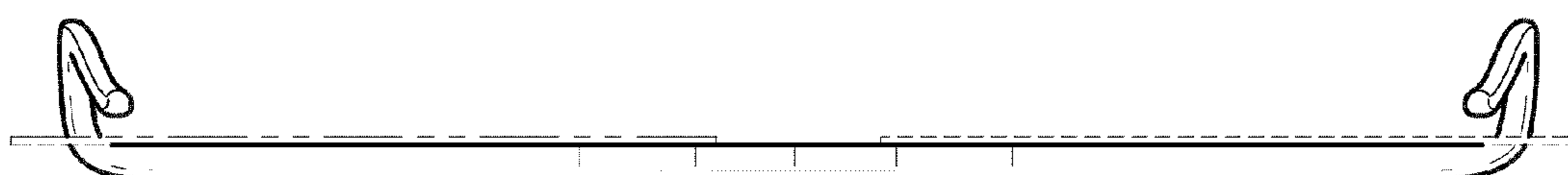


FIG. 6