



US00D649149S

(12) **United States Design Patent**  
**Peng**

(10) **Patent No.:** **US D649,149 S**

(45) **Date of Patent:** **\*\* Nov. 22, 2011**

(54) **SHELL OF RUGGED NOTEBOOK  
COMPUTER**

(75) Inventor: **Po Hsuan Peng**, Miaoli (TW)

(73) Assignee: **Getac Technology Corporation**,  
Hsinchu (TW)

(\*\*) Term: **14 Years**

(21) Appl. No.: **29/359,336**

(22) Filed: **Apr. 8, 2010**

**Related U.S. Application Data**

(63) Continuation-in-part of application No. 29/351,438,  
filed on Dec. 5, 2009, now Pat. No. Des. 624,067.

(30) **Foreign Application Priority Data**

Oct. 15, 2009 (CN) ..... 2009 3 0235736

(51) **LOC (9) Cl.** ..... **14-02**

(52) **U.S. Cl.** ..... **D14/315; D3/321; D3/218**

(58) **Field of Classification Search** ..... D14/315-328,  
D14/341-345; D18/1, 2, 7, 11; D3/276,  
D3/282, 289, 294, 900, 218, 321; 341/22,  
341/23; 361/679.08, 679.09, 679.26, 679.27;  
400/486, 489; 206/320

See application file for complete search history.

(56) **References Cited**

U.S. PATENT DOCUMENTS

D389,816	S	*	1/1998	Horiki et al.	.....	D14/318
D456,398	S	*	4/2002	Horiki	.....	D14/328
D498,753	S	*	11/2004	Yamada	.....	D14/328
D516,553	S	*	3/2006	Richardson et al.	.....	D14/341
D557,897	S	*	12/2007	Richardson et al.	.....	D3/294
D558,754	S	*	1/2008	Takemasa et al.	.....	D14/328
D565,561	S	*	4/2008	Kaneshiro	.....	D14/315
D566,111	S	*	4/2008	Nakagawa	.....	D14/315
D572,479	S	*	7/2008	Buck et al.	.....	D3/282
D572,709	S	*	7/2008	Nakagawa et al.	.....	D14/315
D586,798	S	*	2/2009	Tanaka et al.	.....	D14/315
2004/0112776	A1	*	6/2004	Lord	.....	206/320

\* cited by examiner

*Primary Examiner* — Freda S Nunn

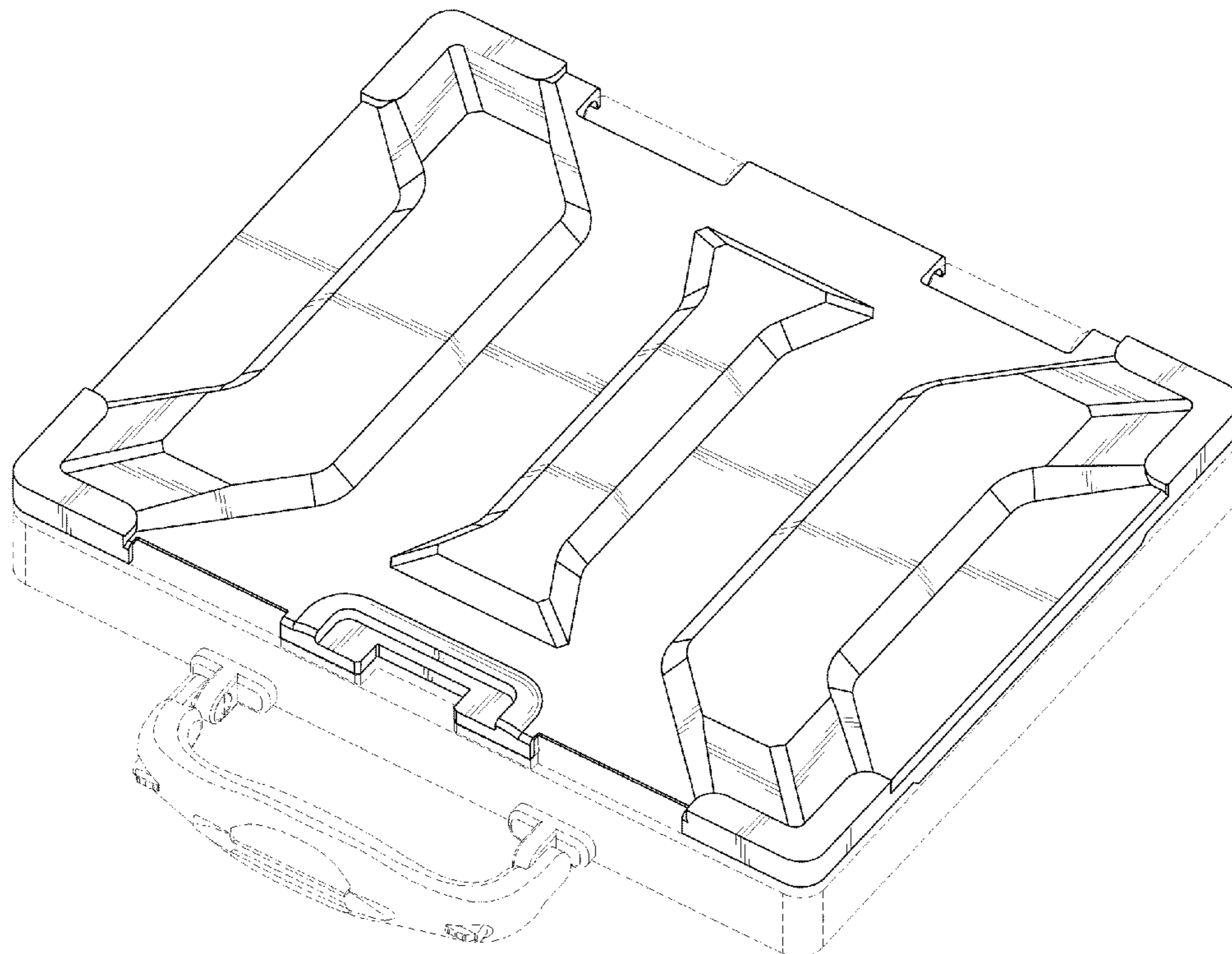
(57) **CLAIM**

The ornamental design for a shell of rugged notebook computer, as shown and described.

**DESCRIPTION**

FIG. 1 is a perspective view showing my new design;  
FIG. 2 is a front elevational view thereof;  
FIG. 3 is a rear elevational view thereof;  
FIG. 4 is a right side elevational view thereof;  
FIG. 5 is a left side elevational view thereof;  
FIG. 6 is a top plan view thereof;  
FIG. 7 is a bottom plan view thereof; and,  
FIG. 8 is perspective view thereof illustrating environment structure in broken lines.  
The broken lines which illustrate the environmental structure of the claimed design form no part thereof.

**1 Claim, 6 Drawing Sheets**



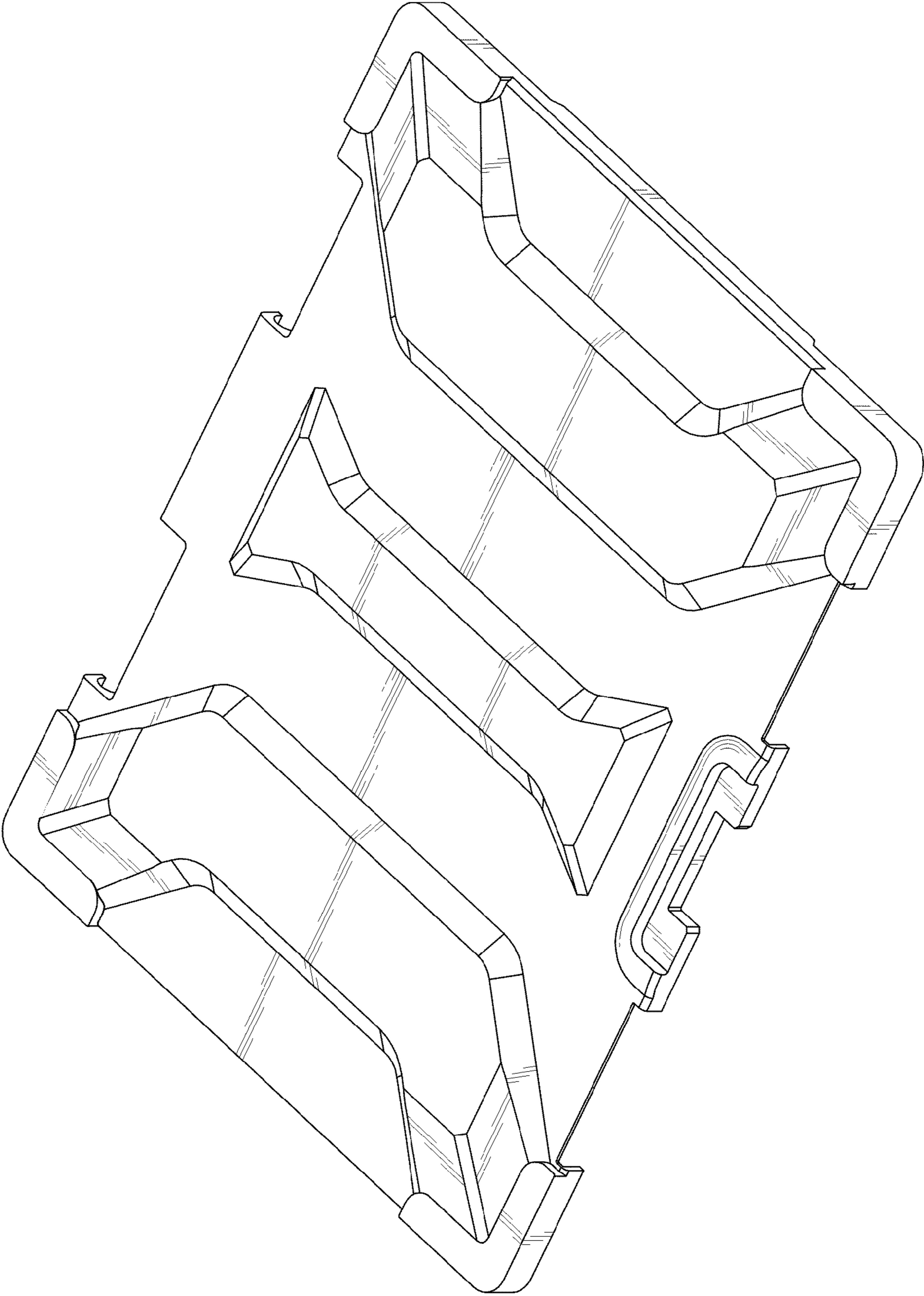


FIG.1

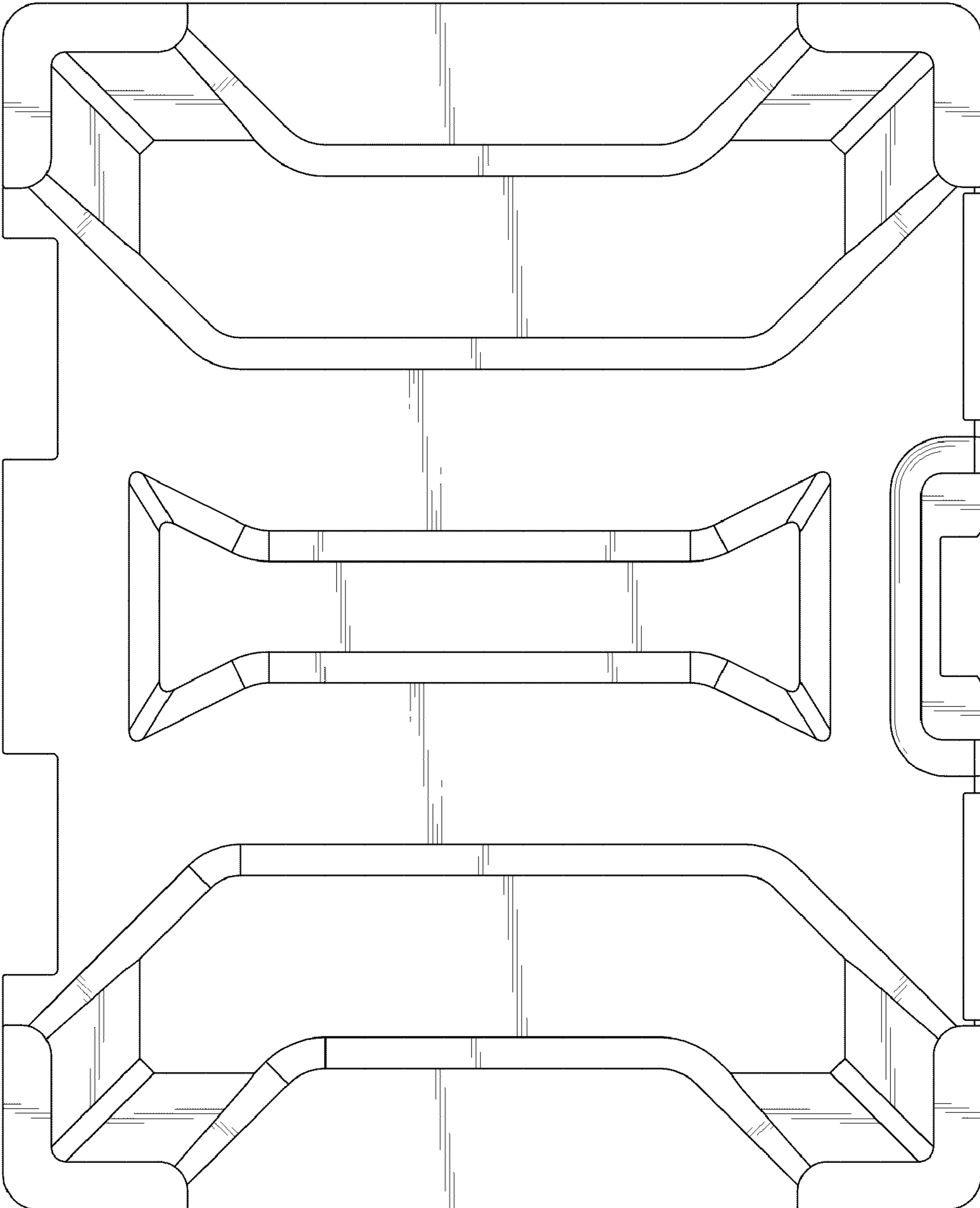


FIG.2

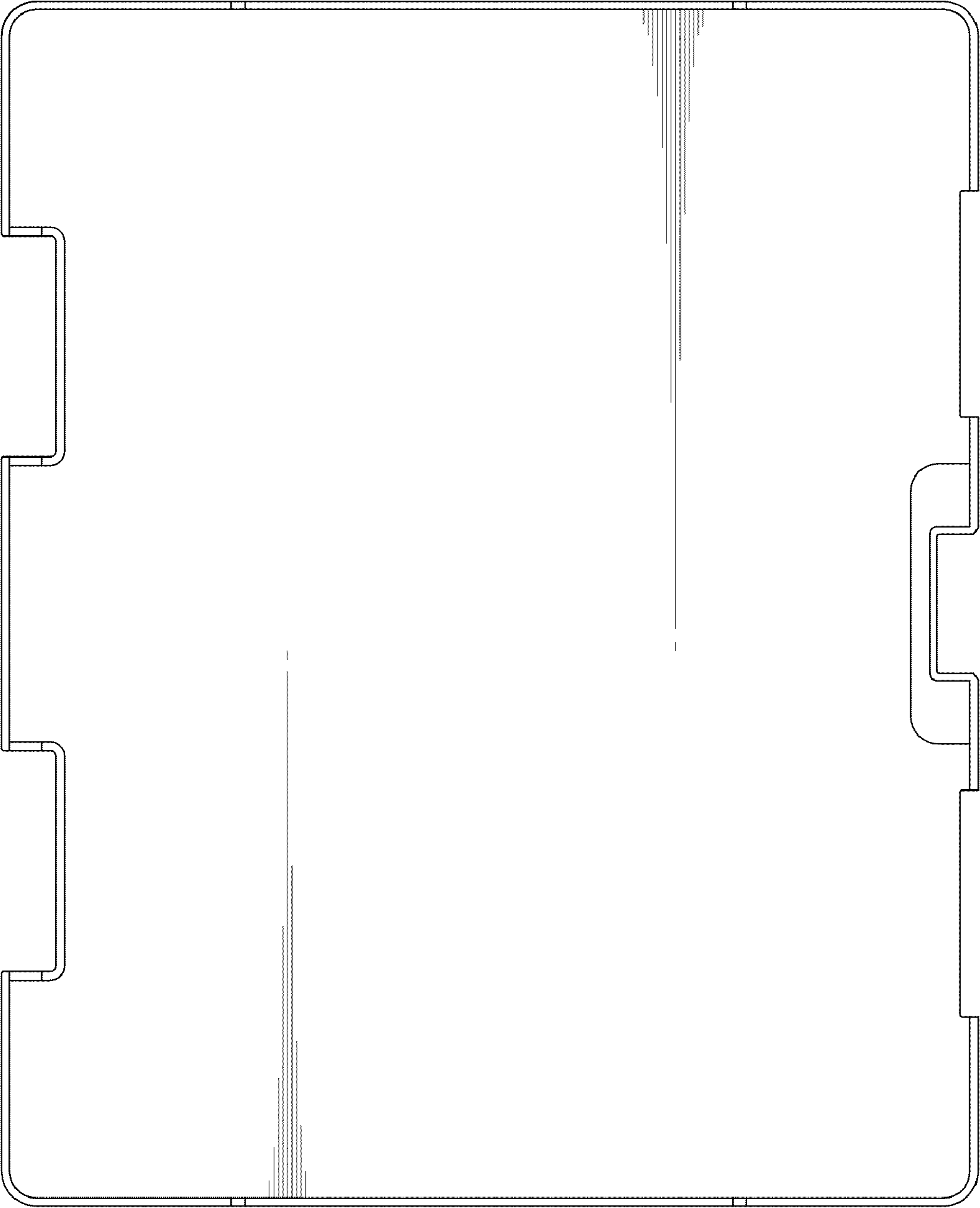


FIG.3

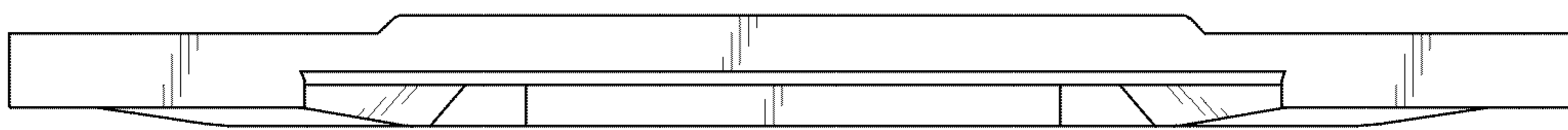


FIG.5

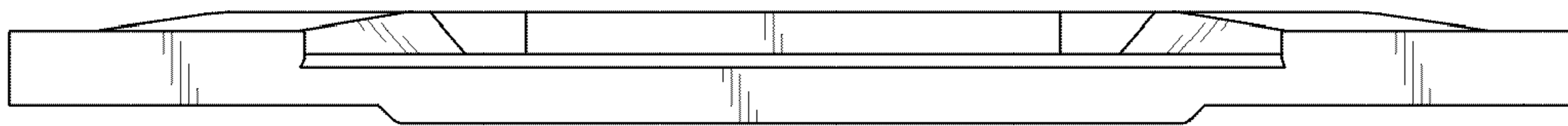


FIG.4

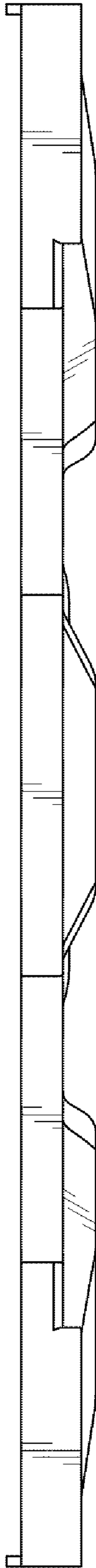


FIG. 6

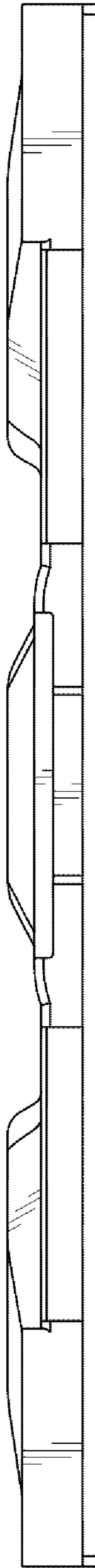


FIG. 7

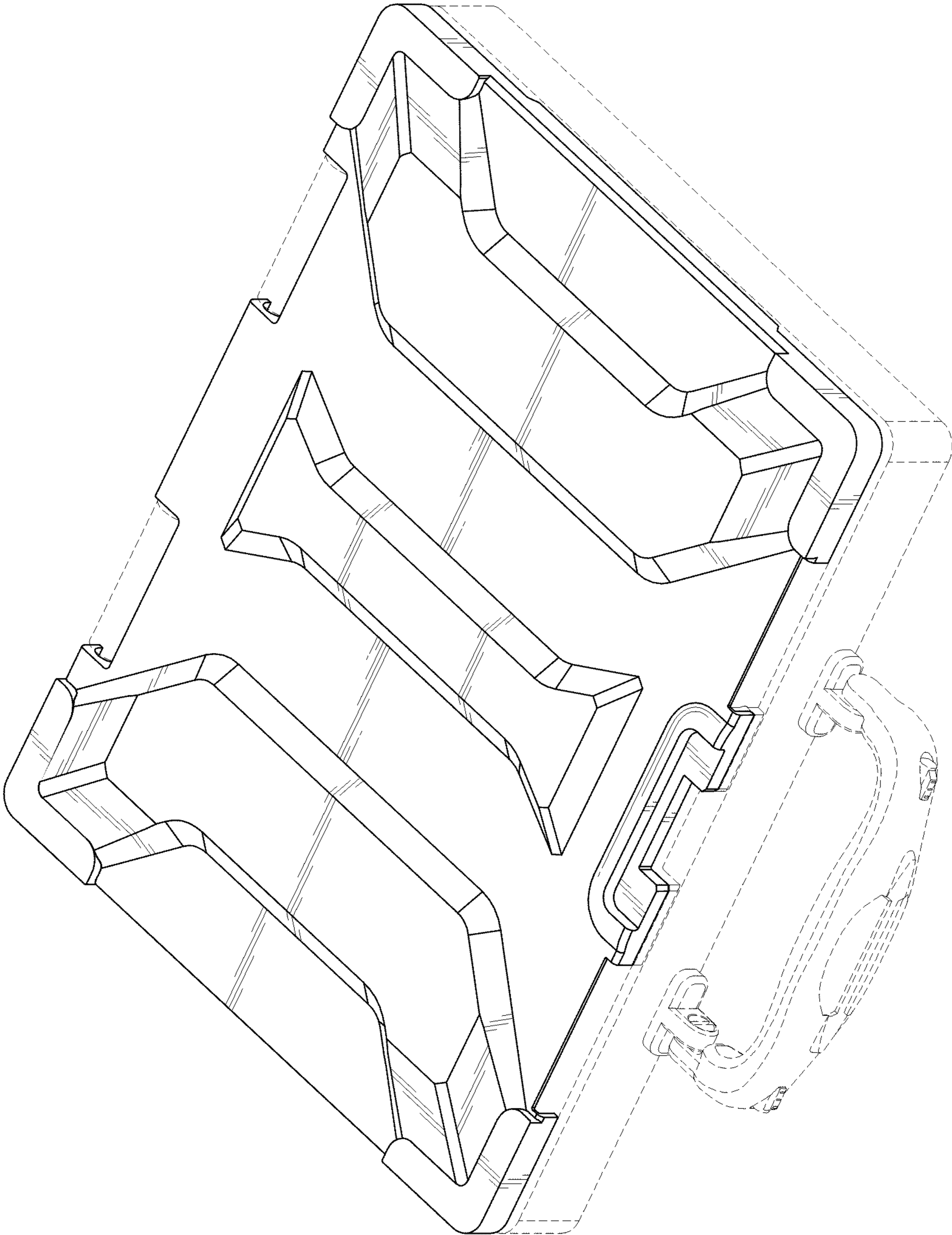


FIG.8