



US00D649144S

(12) **United States Design Patent**  
**Fathollahi**

(10) **Patent No.:** **US D649,144 S**

(45) **Date of Patent:** **\*\* \*Nov. 22, 2011**

(54) **CASE**

(75) Inventor: **Andy Fathollahi**, Corona Del Mar, CA  
(US)

(73) Assignee: **Incipio Technologies, Inc.**, Irvine, CA  
(US)

(\*) Notice: This patent is subject to a terminal disclaimer.

(\*\*) Term: **14 Years**

(21) Appl. No.: **29/369,069**

(22) Filed: **Sep. 1, 2010**

(51) **LOC (9) Cl.** ..... **14-03**

(52) **U.S. Cl.** ..... **D14/250**

(58) **Field of Classification Search** ..... D3/201,  
D3/215, 218, 269, 273, 294; D14/140, 142,  
D14/203.3, 217, 218, 240, 242, 250-253,  
D14/299, 358, 440, 450; D13/103, 107,  
D13/108.119; 220/4.02; 224/119, 191, 240,  
224/241, 245, 682, 683; 248/309.1; 361/679.3,  
361/679.56; 379/454, 455; 455/575.1, 575.6,  
455/575.7, 575.8, 575.9; 190/100; 206/305,  
206/320

See application file for complete search history.

(56) **References Cited**

**U.S. PATENT DOCUMENTS**

D455,746 S \* 4/2002 Ronzani et al. .... D14/344  
D589,486 S \* 3/2009 He ..... D14/138 AB

D597,089 S \* 7/2009 Khan et al. .... D14/250  
D609,463 S \* 2/2010 Bullen ..... D3/218  
D610,807 S \* 3/2010 Bau ..... D3/269  
D611,042 S \* 3/2010 Ferrari et al. .... D14/250  
D615,536 S \* 5/2010 Richardson et al. .... D14/250  
D616,361 S \* 5/2010 Huang ..... D13/103  
D625,283 S \* 10/2010 Okada et al. .... D14/138 AB  
D625,698 S \* 10/2010 Miyazaki et al. .... D14/138 AB  
D634,313 S \* 3/2011 Fitzpatrick et al. .... D14/250  
2008/0316687 A1\* 12/2008 Richardson et al. .... 361/680

\* cited by examiner

*Primary Examiner* — Raphael Barkai

*Assistant Examiner* — Randall Gholson

(74) *Attorney, Agent, or Firm* — Knobbe, Martens, Olson & Bear, LLP

(57) **CLAIM**

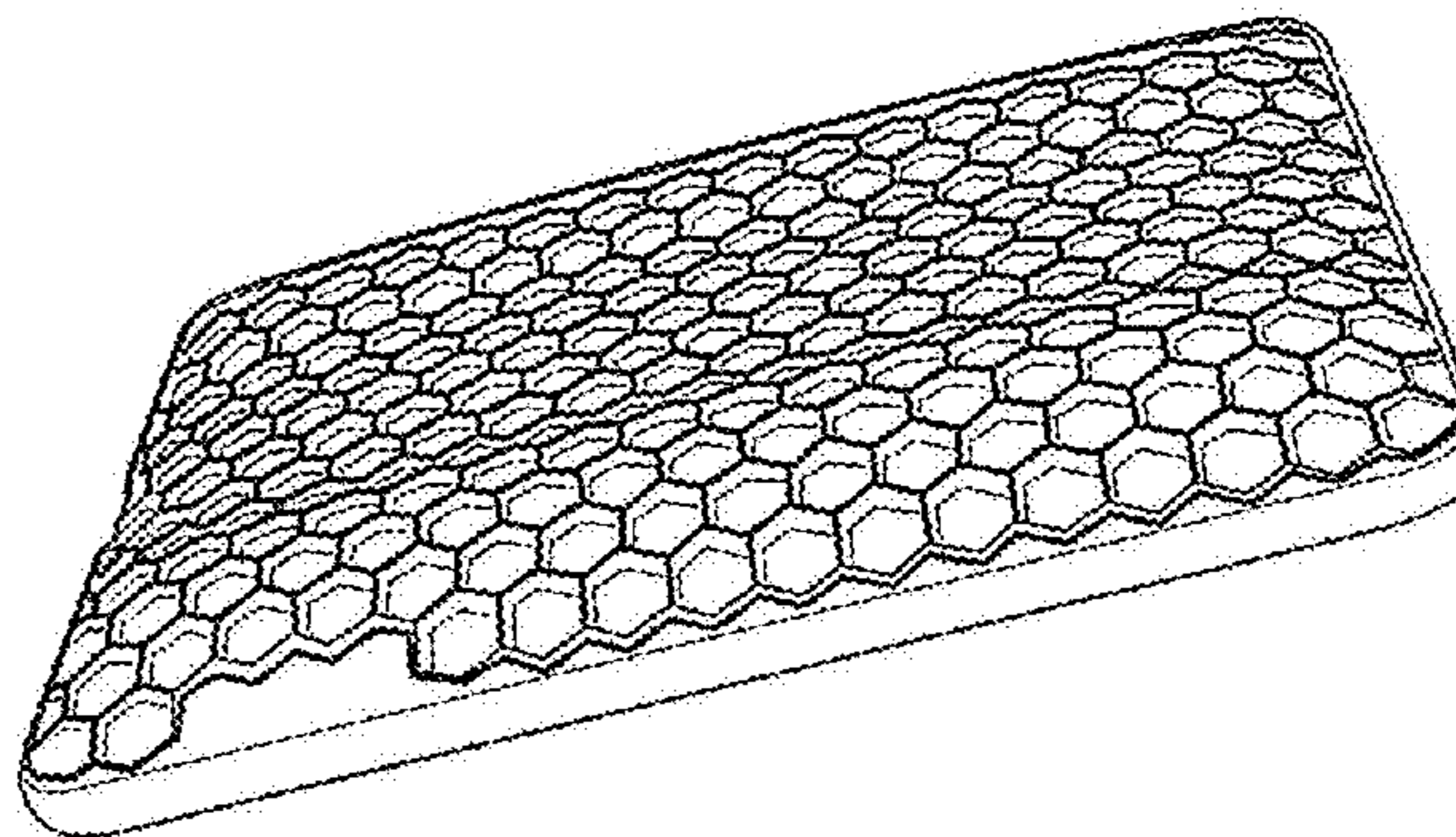

I claim the ornamental design for a case, as shown and described.

**DESCRIPTION**

FIG. 1 is a top end view of a case showing our new design;  
FIG. 2 is a bottom end view thereof;  
FIG. 3 is a left side view thereof;  
FIG. 4 is a right side view thereof;  
FIG. 5 is a front view thereof;  
FIG. 6 is a back view thereof; and,  
FIG. 7 is a back perspective view of the case.

The broken lines in FIGS. 1, 2, 4, & 6 are for illustrative purposes only and form no part of the claimed design.

**1 Claim, 1 Drawing Sheet**



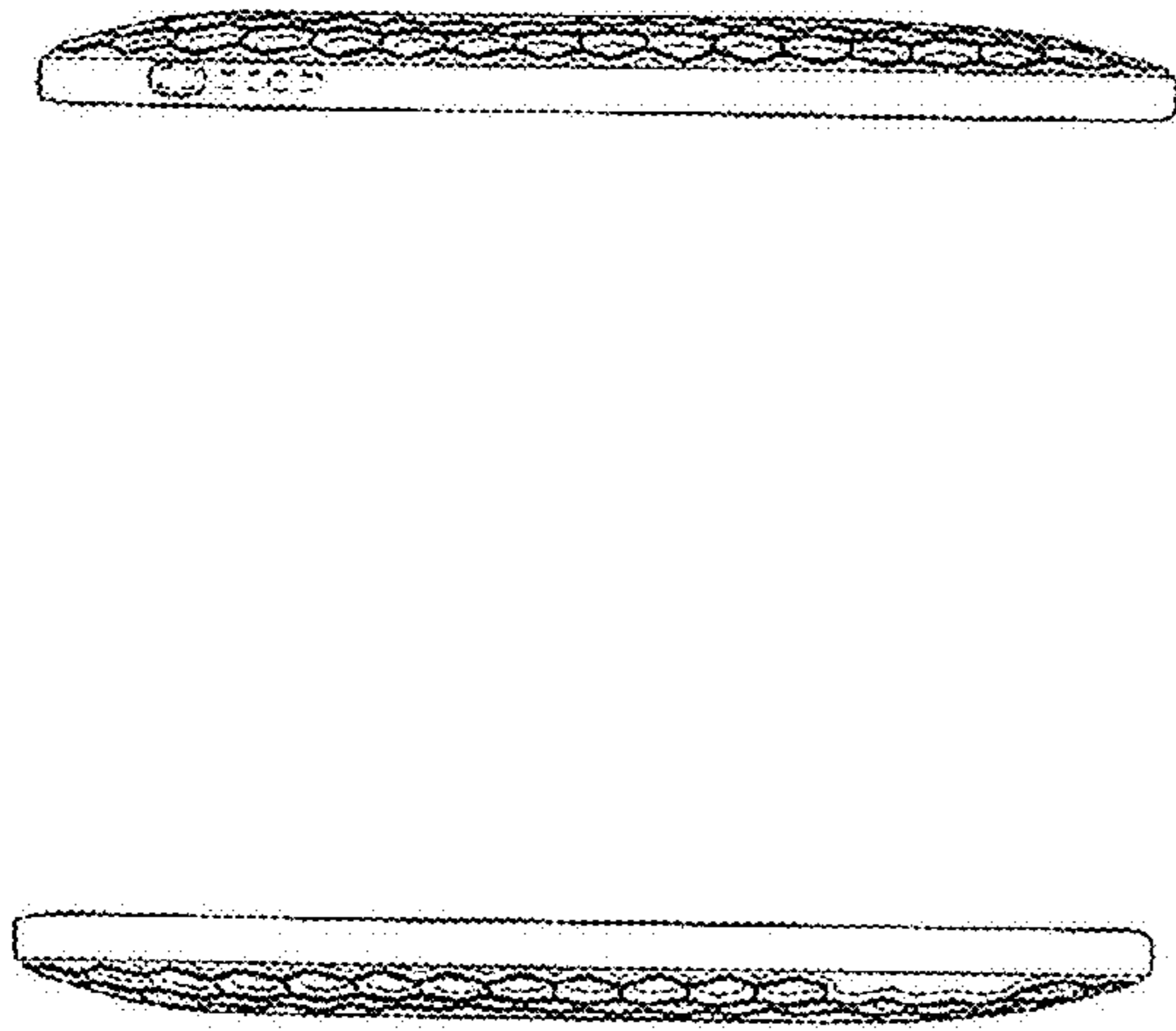


FIG. 4

FIG. 3

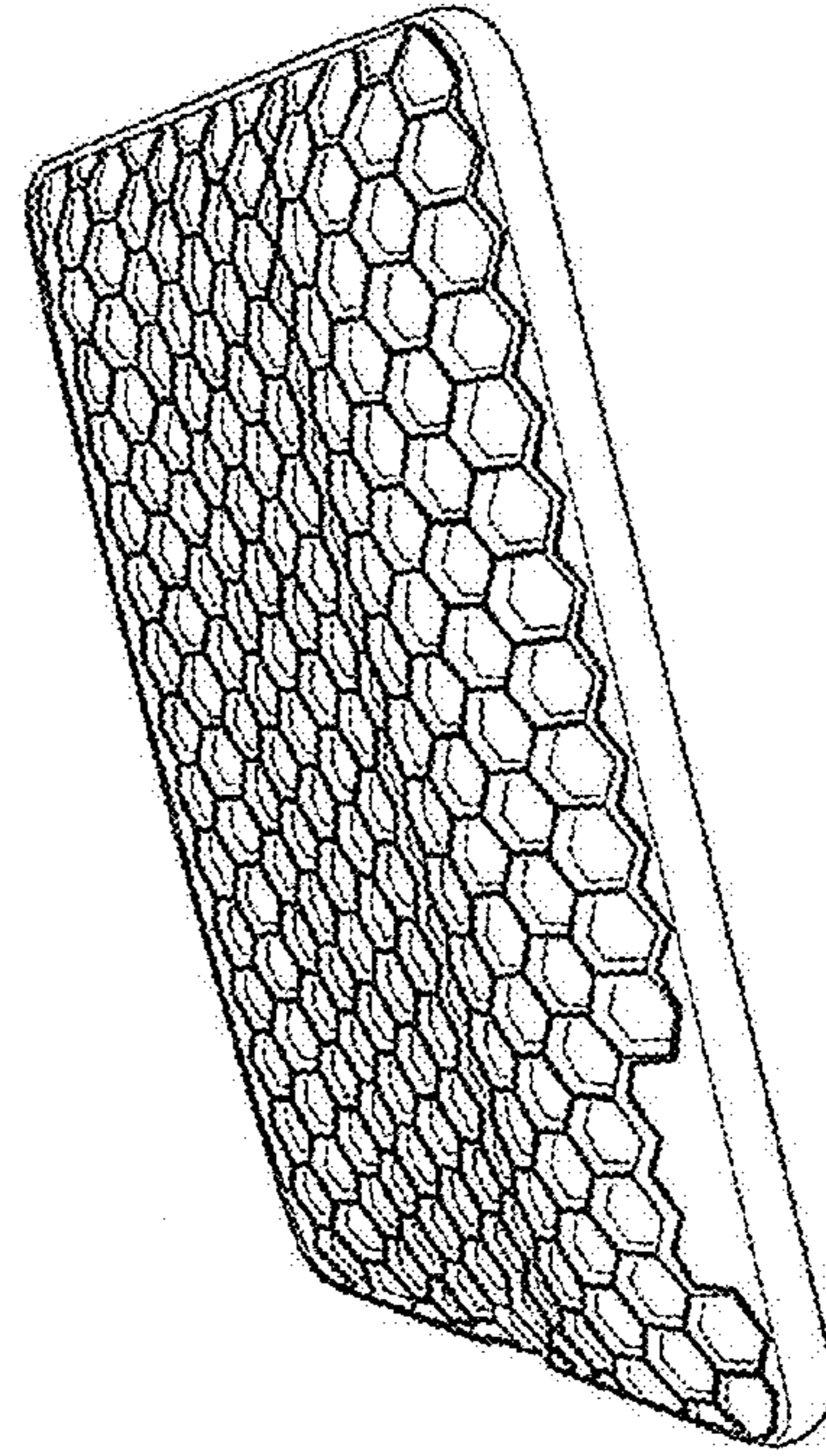


FIG. 7




FIG. 1

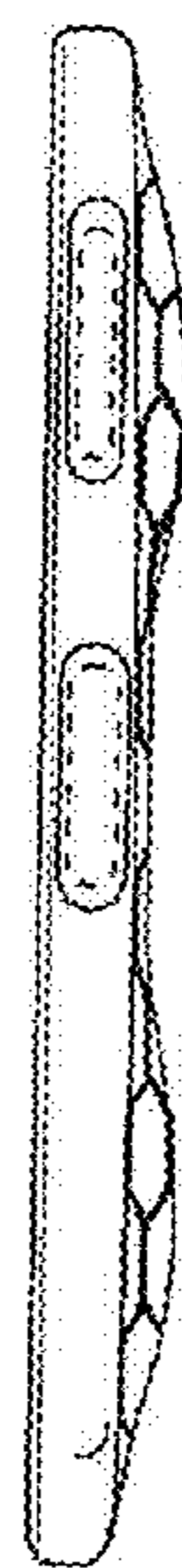


FIG. 2

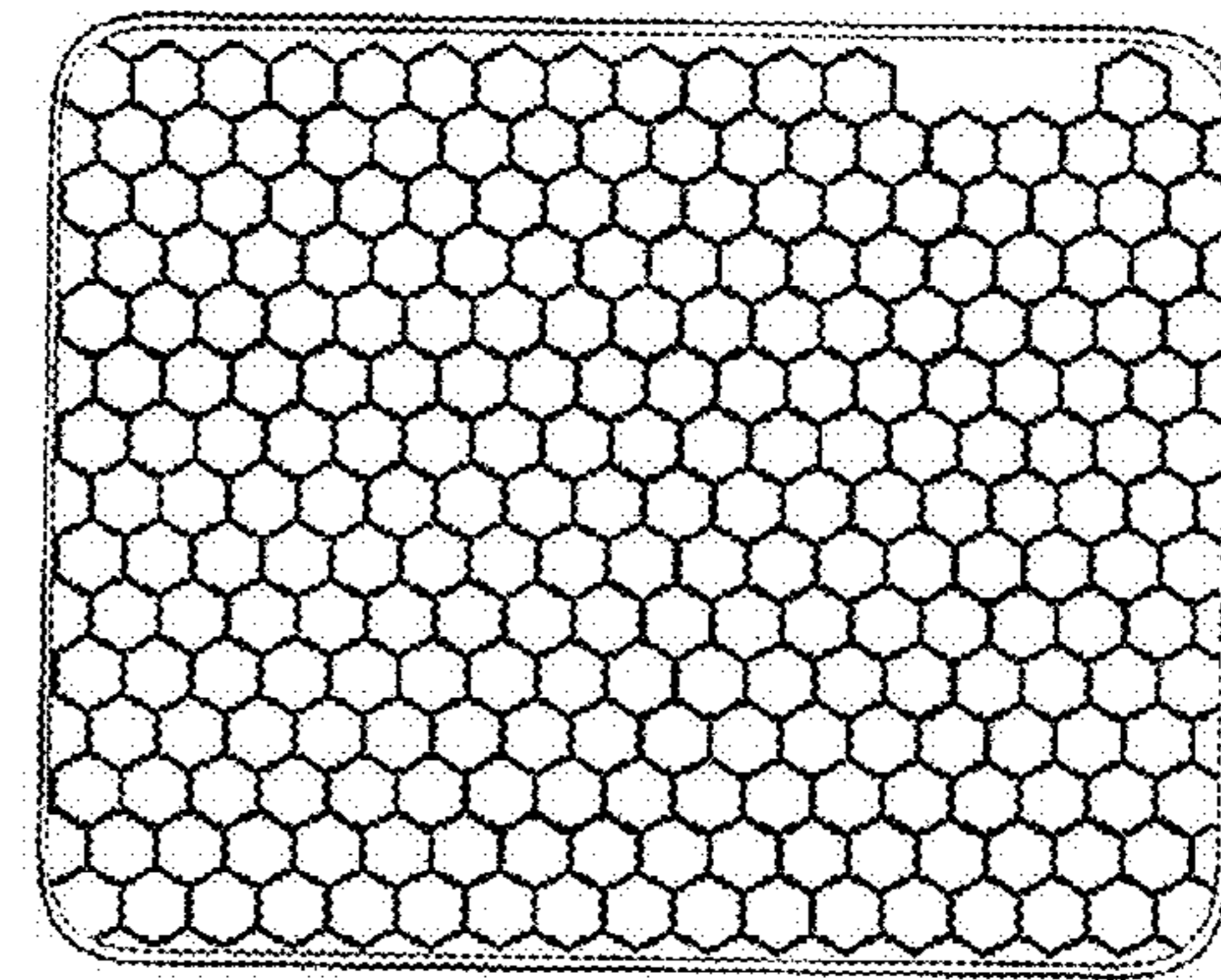


FIG. 6

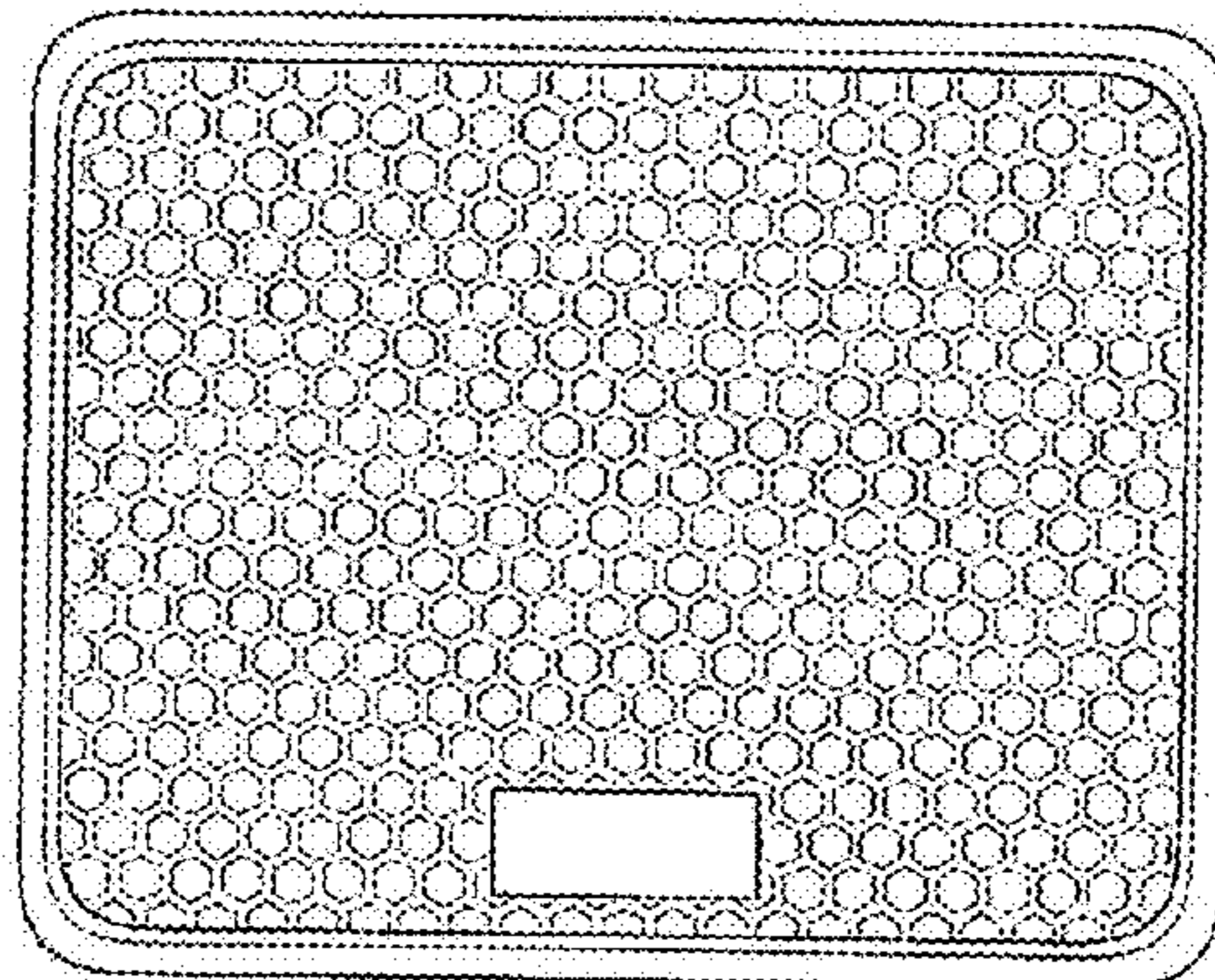


FIG. 5