



US00D649110S

(12) **United States Design Patent**
Hutz et al.

(10) **Patent No.:** **US D649,110 S**

(45) **Date of Patent:** **** Nov. 22, 2011**

(54) **TIRE TREAD**

(75) Inventors: **John Anthony Hutz**, Greer, SC (US);
Derick Lonell Harris, Charlotte, NC (US)

(73) Assignees: **Michelin Recherche et Technique**,
Granges-Paccot (CH); **Societe de Technologie Michelin**,
Clermont-Ferrand (FR)

(**) Term: **14 Years**

(21) Appl. No.: **29/364,944**

(22) Filed: **Jun. 30, 2010**

(51) **LOC (9) Cl.** **12-16**

(52) **U.S. Cl.** **D12/601**

(58) **Field of Classification Search** D12/586-591,
D12/572, 599-603; 152/209.1, 209.12, 209.18,
152/209.25

See application file for complete search history.

(56) **References Cited**

U.S. PATENT DOCUMENTS

D202,162 S * 8/1965 Benson D12/583
D464,614 S * 10/2002 Irimiya D12/588
D639,235 S * 6/2011 Reim et al. D12/600

OTHER PUBLICATIONS

Michelin LTX M/S, www.michelinman.com, at least as of Jun. 14,
2010, 4 pgs.

Michelin X Radial LT2, www.michelinman.com, at least as of Jun.
14, 2010, 3 pgs.

* cited by examiner

Primary Examiner — Caron D Veynar

Assistant Examiner — George D Kirschbaum

(74) *Attorney, Agent, or Firm* — Dority & Manning, P.A.

(57) **CLAIM**

The ornamental design for a tire tread, as shown and described.

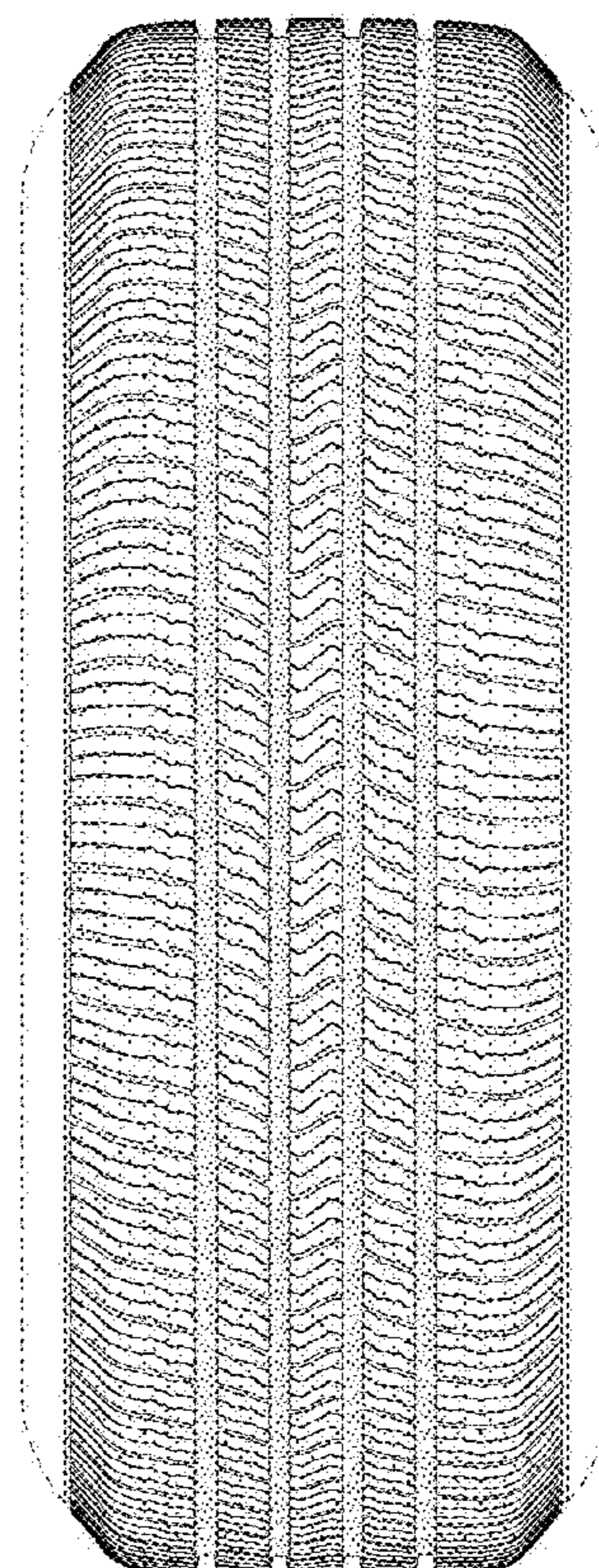
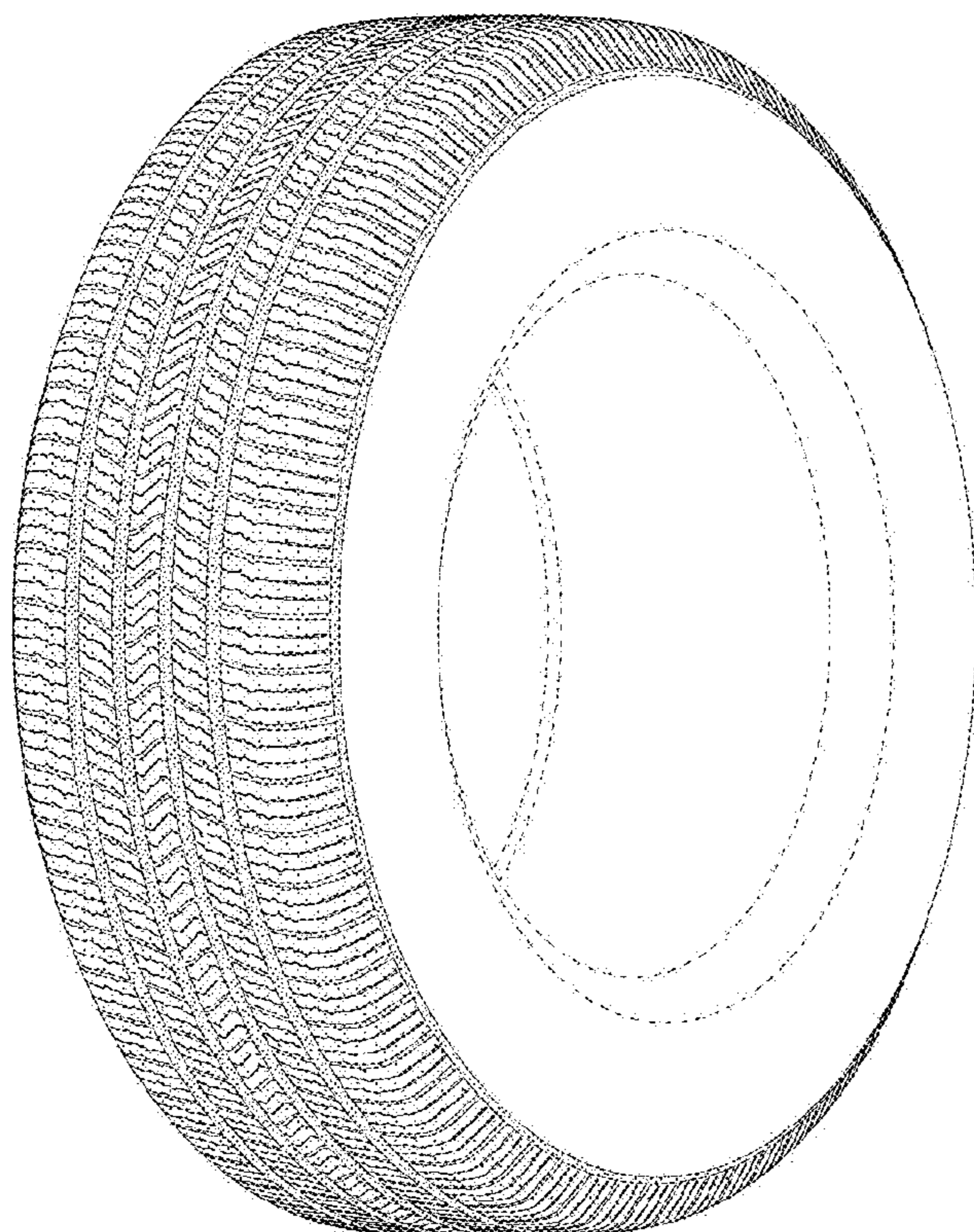
DESCRIPTION

FIG. 1 is a perspective view of a tire tread showing our new design, it being understood that the tread pattern repeats circumferentially throughout the outer circumference and shoulder of the tire, the opposite side perspective being identical thereto;

FIG. 2 is a front elevation view thereof; and,
FIG. 3 is a side elevation view of the right side thereof.

In the drawings, the dark stippled surface shading represents the recessed groove portions of the tire tread having a depth as best illustrated along the top and bottom edges of FIG. 2. In the drawings, the broken line disclosure of the tire sidewall and inner bead depicts environmental structure and forms no part of the claimed design.

1 Claim, 3 Drawing Sheets



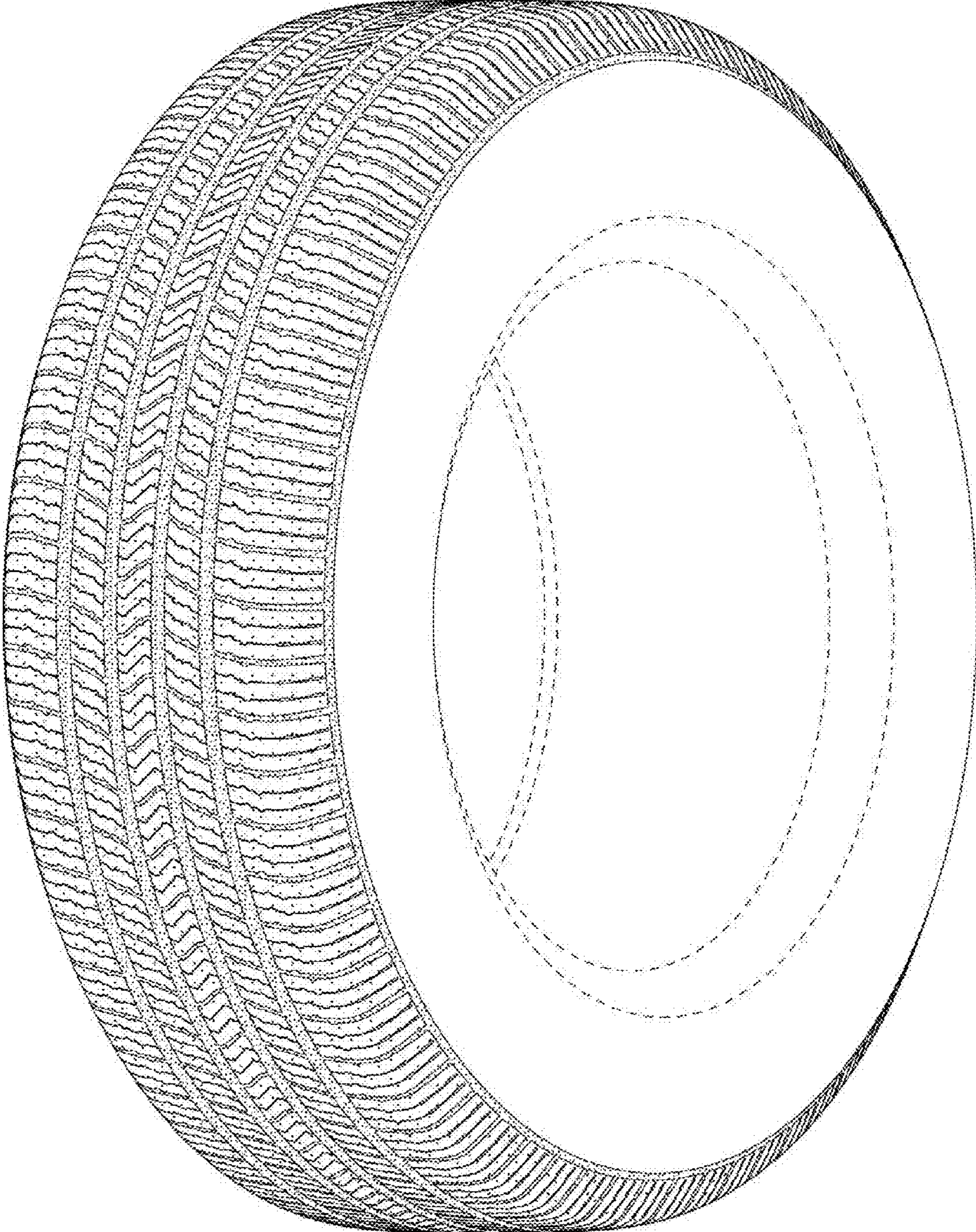


Fig. 1

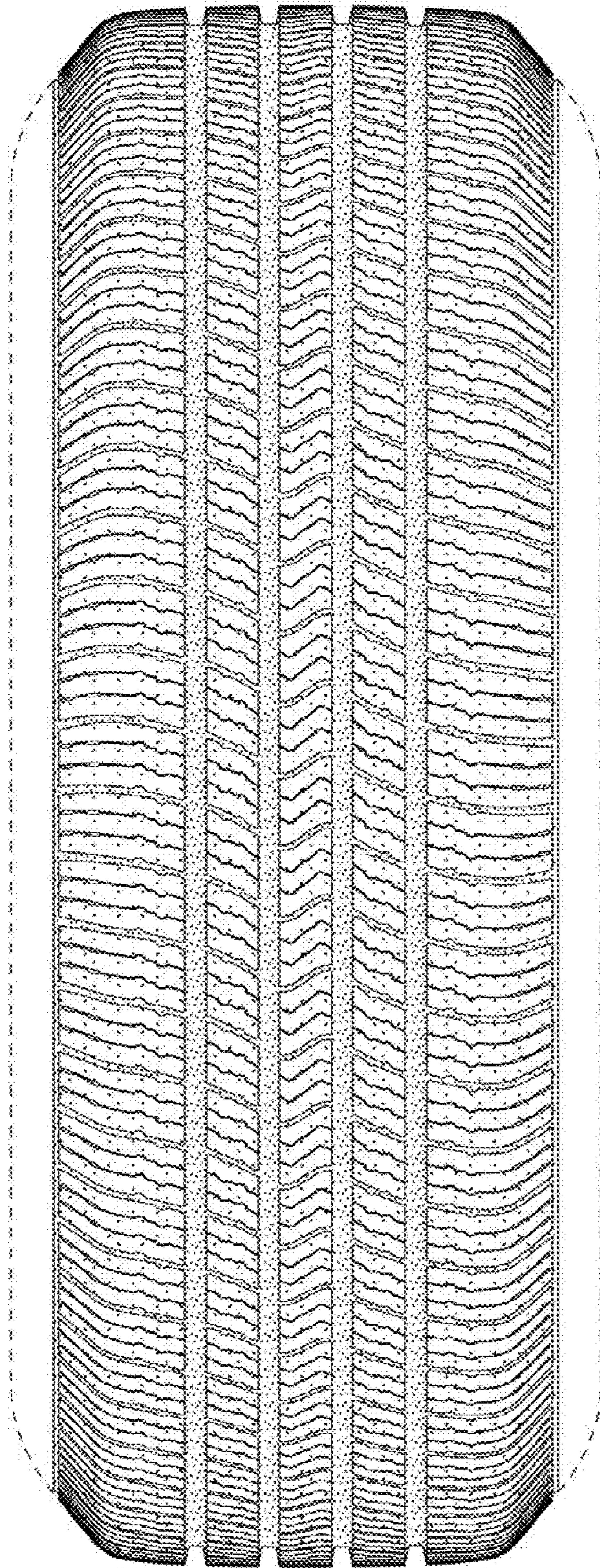


Fig. 2

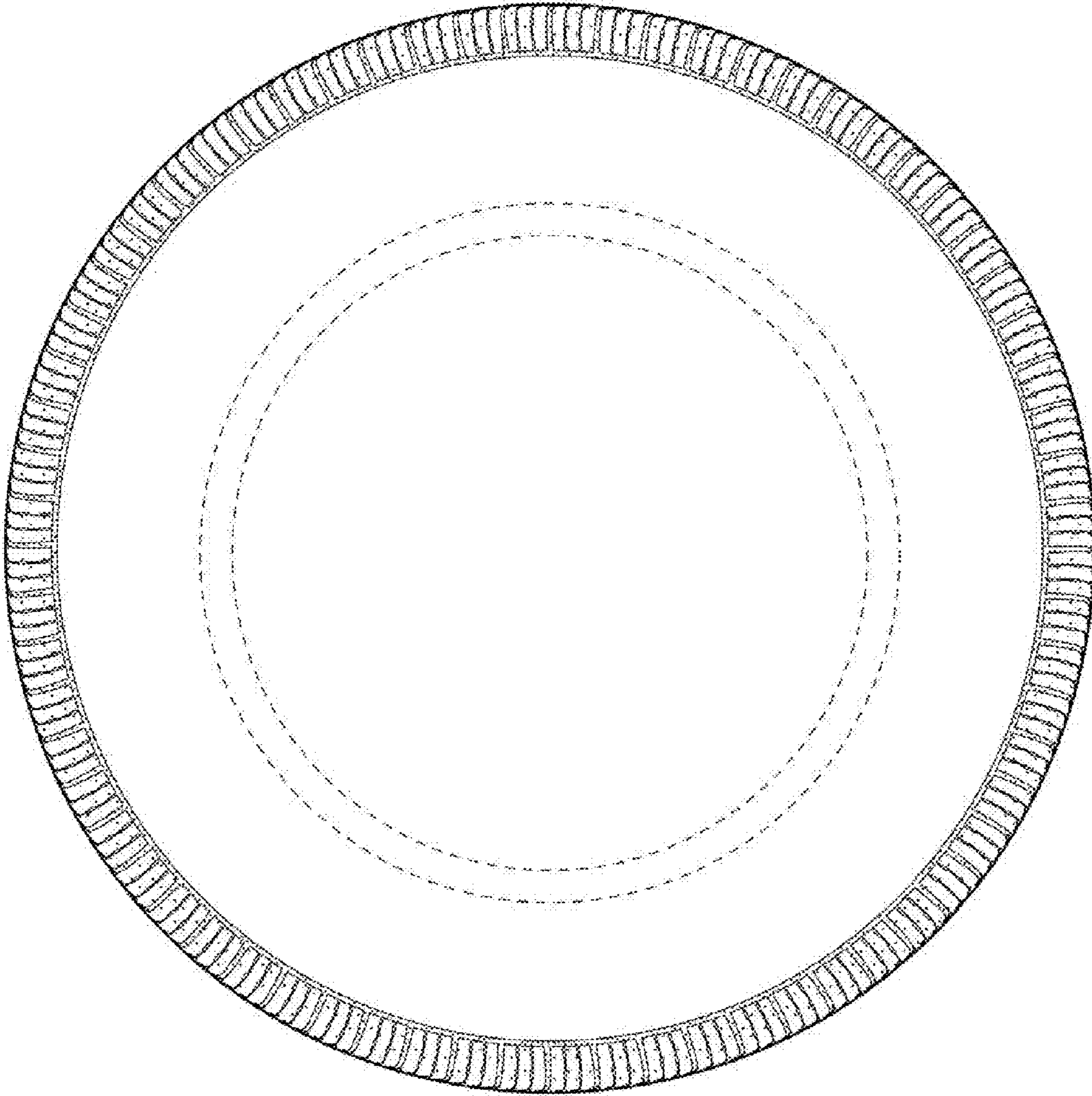


Fig. 3