



US00D649095S

(12) **United States Design Patent**
Frank et al.

(10) **Patent No.:** **US D649,095 S**

(45) **Date of Patent:** **** Nov. 22, 2011**

(54) **STEERING WHEEL**

(75) Inventors: **Andreas Frank**, Weil der Stadt (DE);
Hans-Dieter Futschik, Gechingen (DE);
Hartmut Sinkwitz, Heimsheim (DE);
Gorden Wagener, Stuttgart (DE);
Hans-Peter Wunderlich, Waiblingen (DE)

(73) Assignee: **Daimler AG**, Stuttgart (DE)

(**) Term: **14 Years**

(21) Appl. No.: **29/368,074**

(22) Filed: **Aug. 18, 2010**

Related U.S. Application Data

(62) Division of application No. 29/311,098, filed on Dec. 22, 2008, now Pat. No. Des. 630,983.

(51) **LOC (9) Cl.** **12-16**

(52) **U.S. Cl.** **D12/176**

(58) **Field of Classification Search** D12/175,
D12/176; 74/552, 558, 558.5

See application file for complete search history.

(56) **References Cited**

U.S. PATENT DOCUMENTS

D576,930 S 9/2008 Franco Luis
D583,735 S 12/2008 Wyszogrod et al.
D593,010 S * 5/2009 Yamazaki D12/176

D597,455 S 8/2009 Pohanka
D600,611 S 9/2009 Pohanka
D600,612 S * 9/2009 Hwang et al. D12/176
D619,518 S 7/2010 Granata
D619,520 S 7/2010 Ogiwara et al.
D620,853 S * 8/2010 Wiedeman et al. D12/176
D630,983 S * 1/2011 Frank et al. D12/176
D637,946 S * 5/2011 Anzi D12/176
D640,619 S * 6/2011 Araki et al. D12/176

* cited by examiner

Primary Examiner — Melody N Brown

(74) *Attorney, Agent, or Firm* — Crowell & Moring LLP

(57) **CLAIM**

The ornamental design for a steering wheel, as shown and described.

DESCRIPTION

FIG. 1 is a left perspective view of a steering wheel according to our novel design, the right perspective view being mirror symmetrical;

FIG. 2 is a front view thereof;

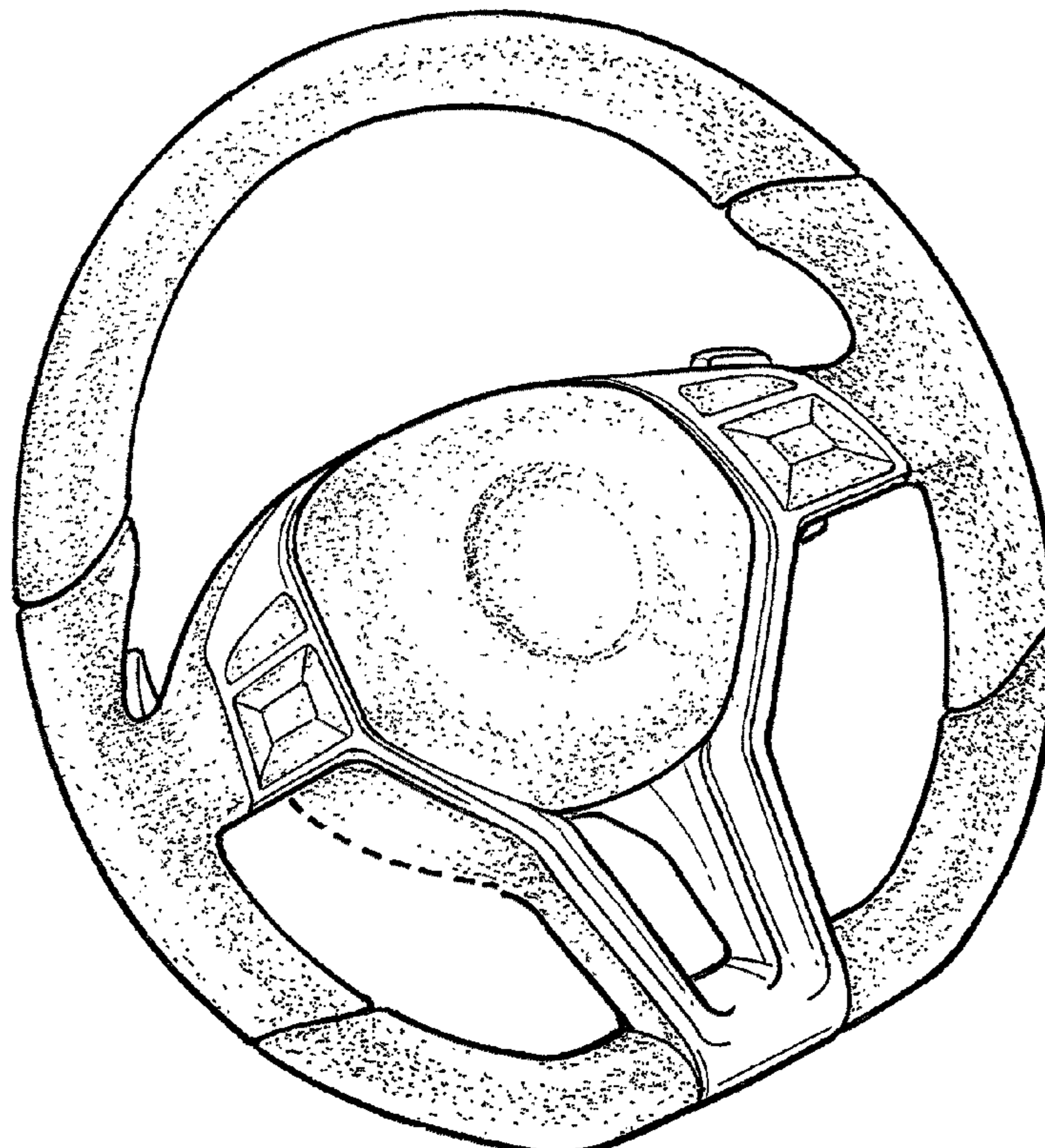
FIG. 3 is a right side view thereof, the left side view being mirror symmetrical;

FIG. 4 is a bottom view thereof; and,

FIG. 5 is a top view thereof.

The broken lines which define the bounds of the claimed design form no part thereof.

1 Claim, 2 Drawing Sheets



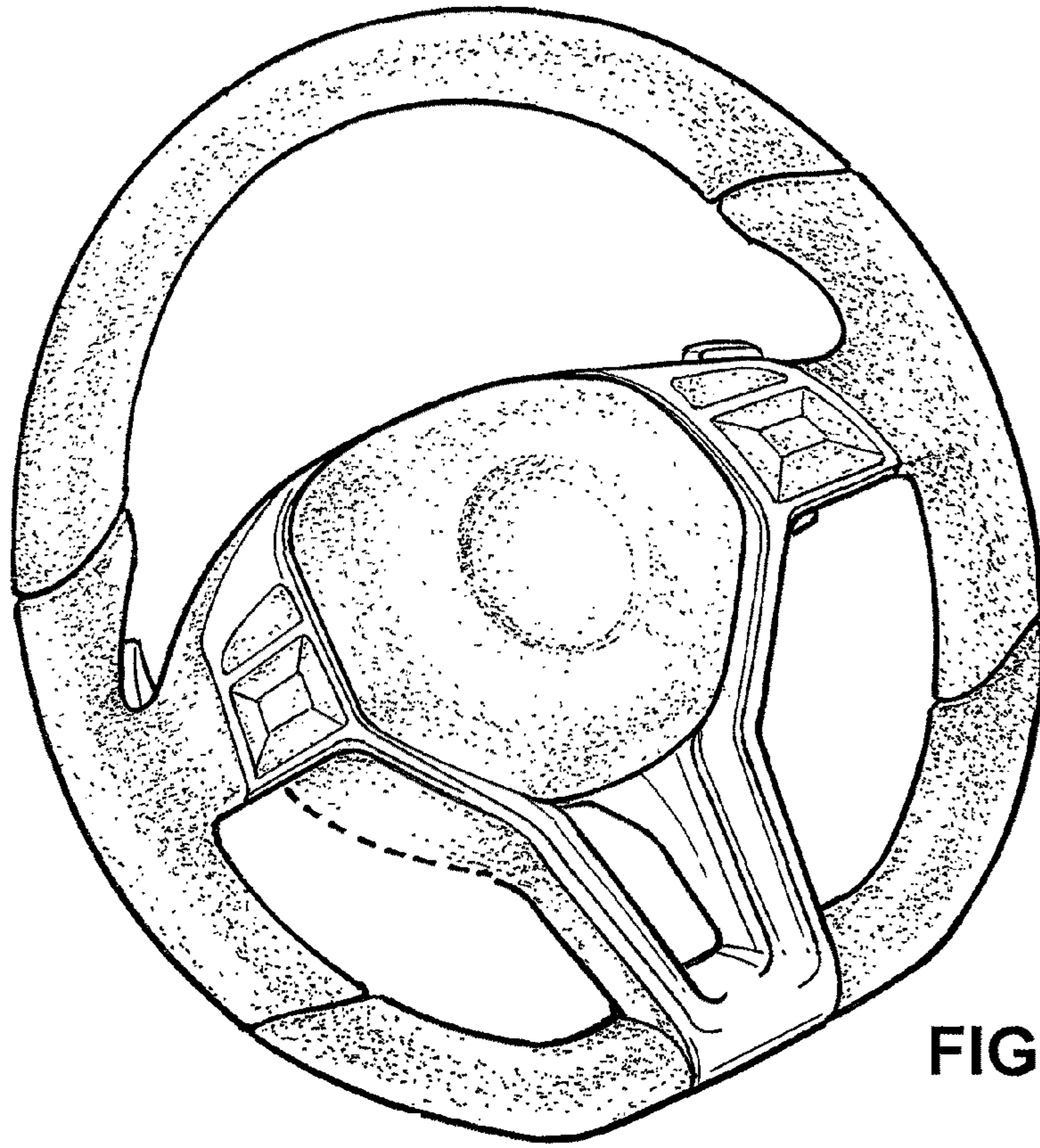


FIG. 1

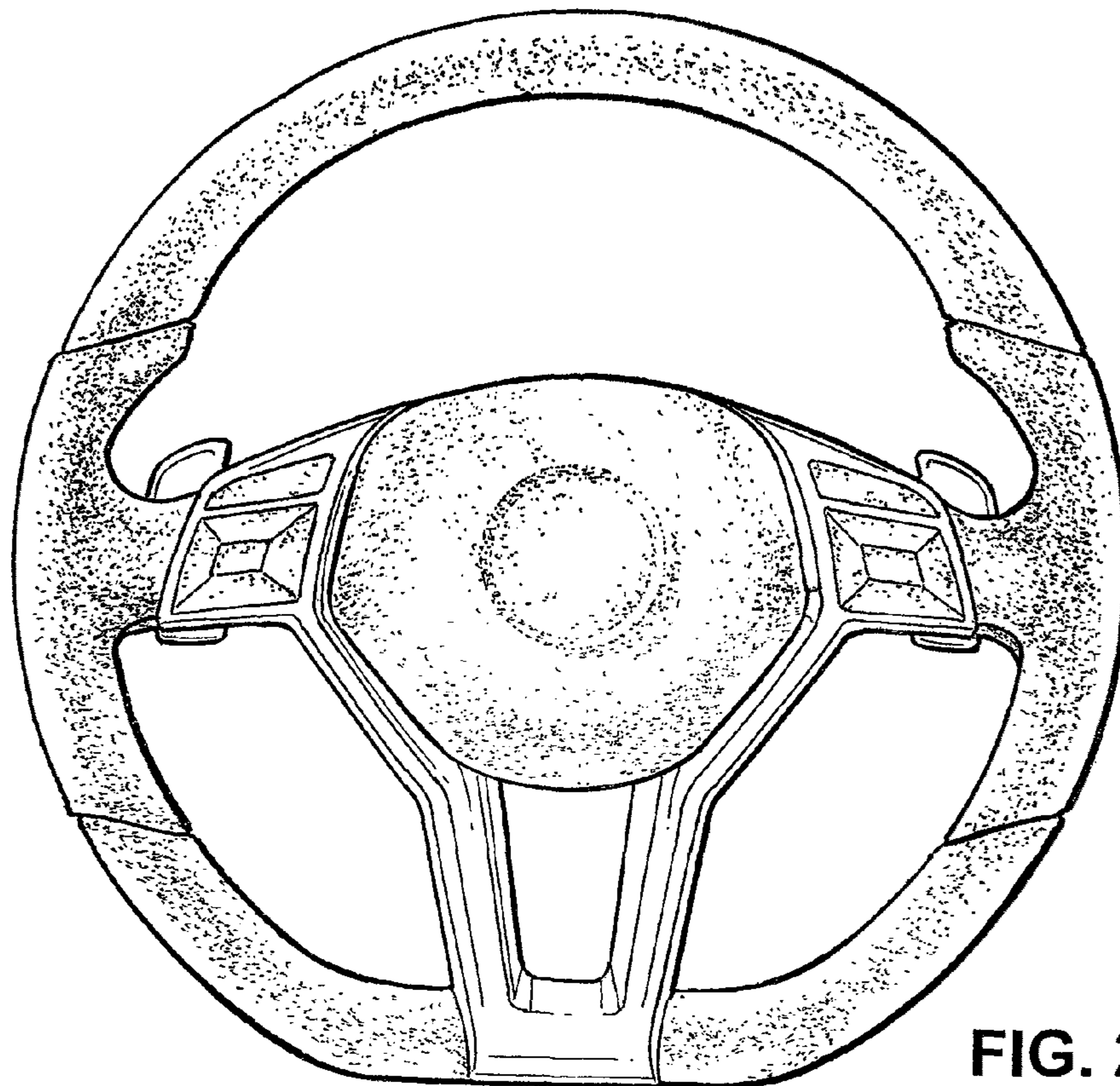


FIG. 2

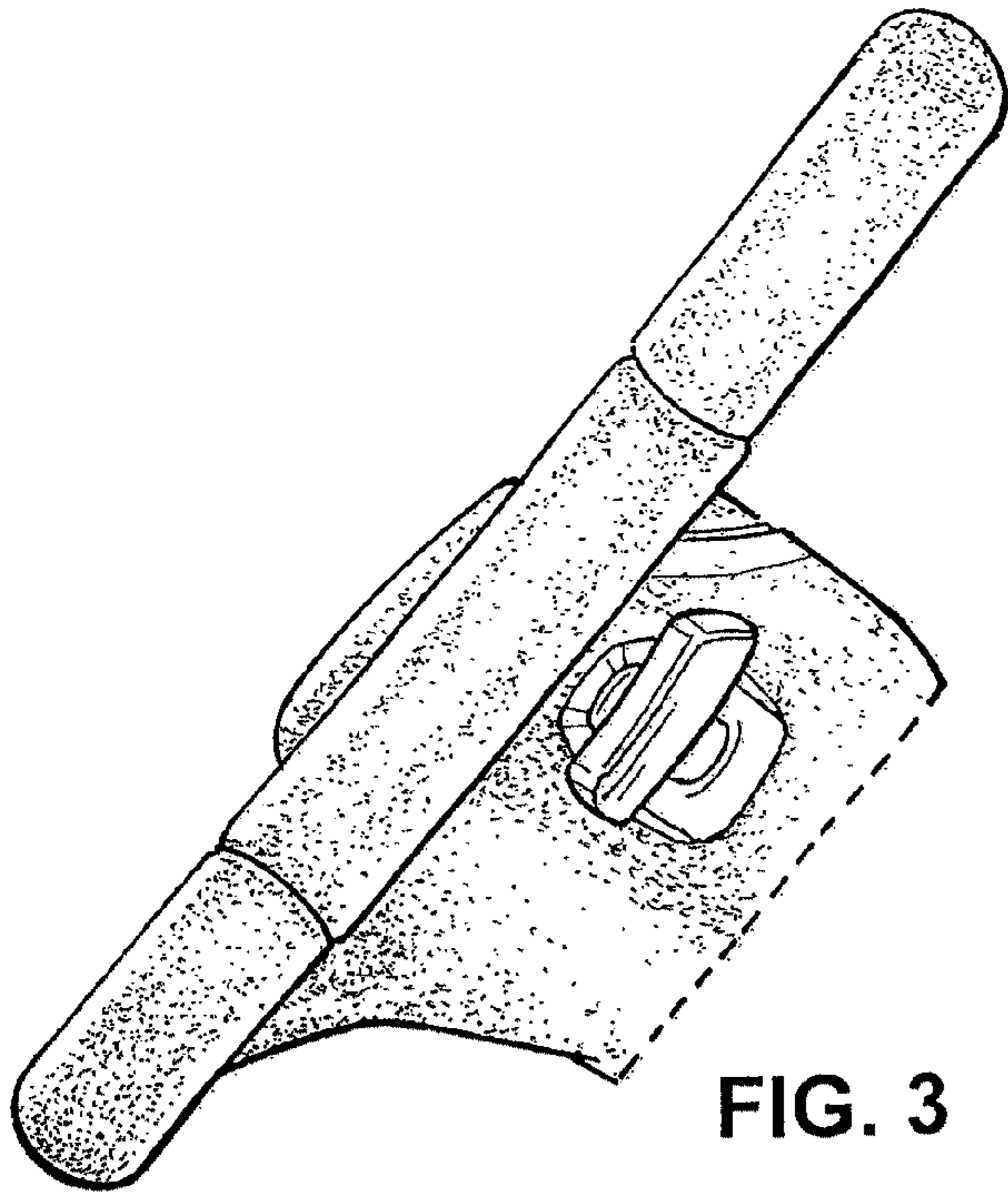


FIG. 3

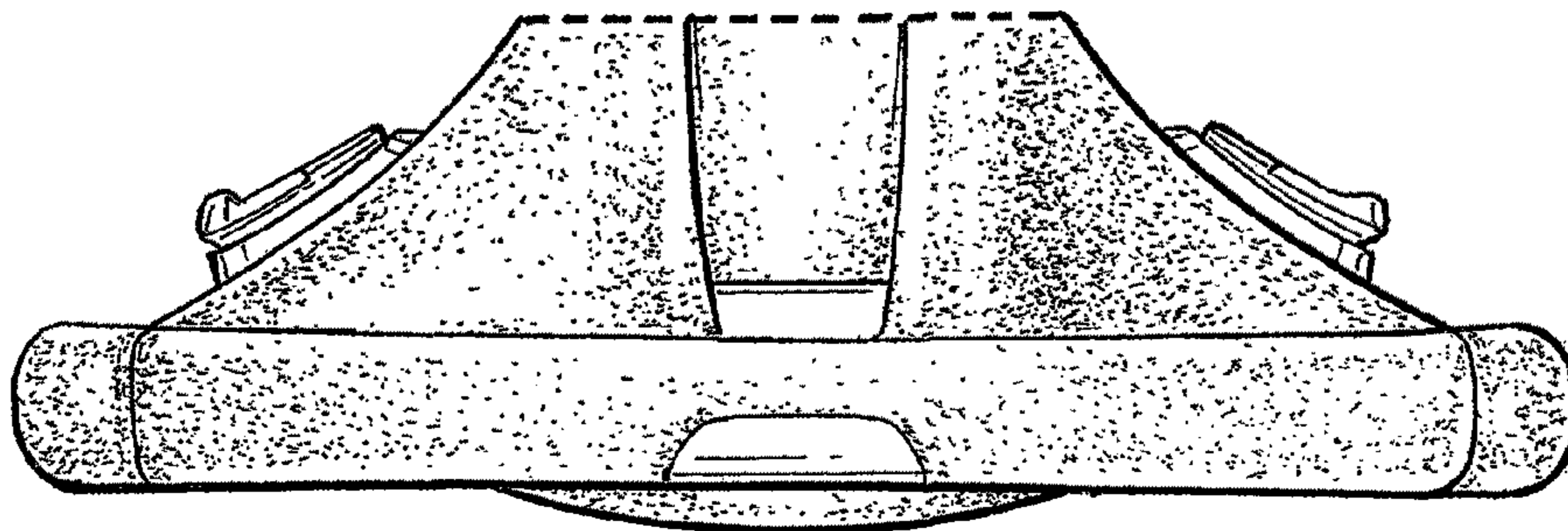


FIG. 4




FIG. 5