



(12) **United States Design Patent**  
**Boivin et al.**

(10) **Patent No.:** **US D649,090 S**  
(45) **Date of Patent:** **\*\* Nov. 22, 2011**

(54) **AERODYNAMIC TRAILER SKIRT**  
(75) Inventors: **Mathieu Boivin**, Montreal (CA);  
**Philippe Desjardins**, Montreal (CA);  
**Mathieu Desjardins**, Montreal (CA)  
(73) Assignee: **Transtex Composite inc.**, Montreal,  
Quebec (CA)  
(\*\*) Term: **14 Years**  
(21) Appl. No.: **29/331,535**  
(22) Filed: **Jan. 27, 2009**  
(51) **LOC (9) Cl.** ..... **12-10**  
(52) **U.S. Cl.** ..... **D12/106**  
(58) **Field of Classification Search** ..... D12/106,  
D12/181, 233; D7/686; 296/180.1, 180.4,  
296/180.5; 403/24  
See application file for complete search history.

(56) **References Cited**

U.S. PATENT DOCUMENTS

D299,996 S \* 2/1989 Tucker et al. .... D7/686  
6,644,720 B2 \* 11/2003 Long et al. .... 296/180.4  
6,974,178 B2 \* 12/2005 Ortega et al. .... 296/180.1  
7,604,284 B2 \* 10/2009 Reiman et al. .... 296/180.4  
7,828,368 B2 \* 11/2010 Ortega et al. .... 296/181.5  
2008/0303309 A1 \* 12/2008 Dayton ..... 296/180.1  
2008/0303311 A1 \* 12/2008 Roush ..... 296/180.4  
2009/0195017 A1 \* 8/2009 Wood ..... 296/180.4  
2009/0212595 A1 \* 8/2009 Heppel et al. .... 296/180.4  
2010/0066123 A1 \* 3/2010 Ortega et al. .... 296/180.4  
\* cited by examiner

*Primary Examiner* — George D Kirschbaum  
(74) *Attorney, Agent, or Firm* — Mathieu Audet

(57) **CLAIM**  
The ornamental design for an aerodynamic trailer skirt, as shown.

**DESCRIPTION**

FIG. 1 is a perspective view of a first version of the aerodynamic trailer skirt;  
FIG. 2 is a side elevational view of the first version of the aerodynamic trailer skirt as seen from the left;

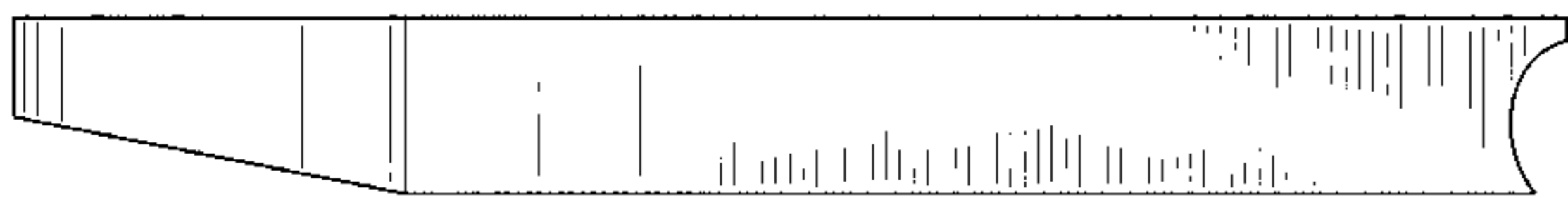
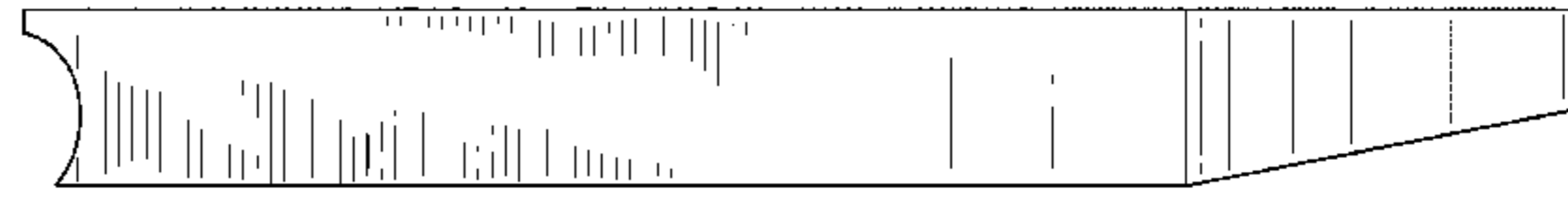
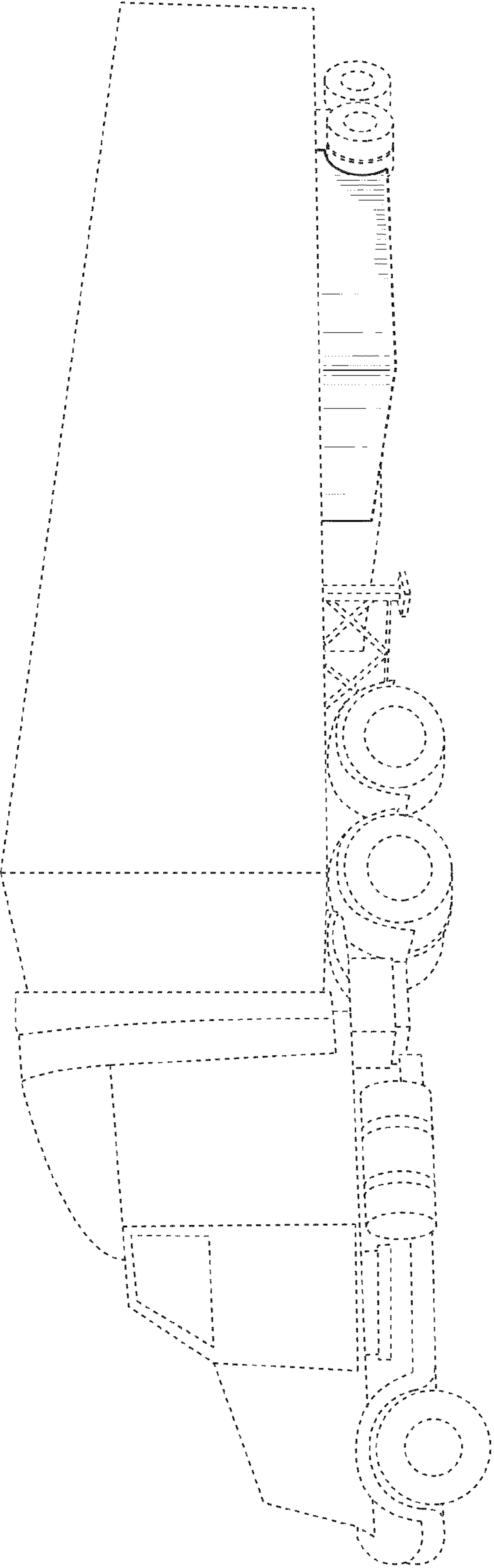



FIG. 3 is a side elevational view of the first version of the aerodynamic trailer skirt as seen from the right;  
FIG. 4 is a plan view of the first version of the aerodynamic trailer skirt as seen from the top;  
FIG. 5 is a plan view of the first version of the aerodynamic trailer skirt as seen from the bottom;  
FIG. 6 is an elevational view of the first version of the aerodynamic trailer skirt as seen from the front;  
FIG. 7 is an elevational view of the first version of the aerodynamic trailer skirt as seen from the rear;  
FIG. 8 is a perspective view of a second version of the aerodynamic trailer skirt;  
FIG. 9 is a side elevational view of the second version of the aerodynamic trailer skirt as seen from the left;  
FIG. 10 is a side elevational view of the second version of the aerodynamic trailer skirt as seen from the right;  
FIG. 11 is a plan view of the second version of the aerodynamic trailer skirt as seen from the top;  
FIG. 12 is a plan view of the second version of the aerodynamic trailer skirt as seen from the bottom;  
FIG. 13 is an elevational view of the second version of the aerodynamic trailer skirt as seen from the front;  
FIG. 14 is an elevational view of the second version of the aerodynamic trailer skirt as seen from the rear;  
FIG. 15 is a perspective view of a third version of the aerodynamic trailer skirt;  
FIG. 16 is a side elevational view of the third version of the aerodynamic trailer skirt as seen from the left;  
FIG. 17 is a side elevational view of the third version of the aerodynamic trailer skirt as seen from the right;  
FIG. 18 is a plan view of the third version of the aerodynamic trailer skirt as seen from the top;  
FIG. 19 is a plan view of the third version of the aerodynamic trailer skirt as seen from the bottom;  
FIG. 20 is an elevational view of the third version of the aerodynamic trailer skirt as seen from the front; and,  
FIG. 21 is an elevational view of the third version of the aerodynamic trailer skirt as seen from the rear.  
In the drawings, the broken line showing of a tractor trailer truck, and the broken lines disclosed bordering the claimed design depicts environmental subject matter and forms no part of the claim.

**1 Claim, 12 Drawing Sheets**

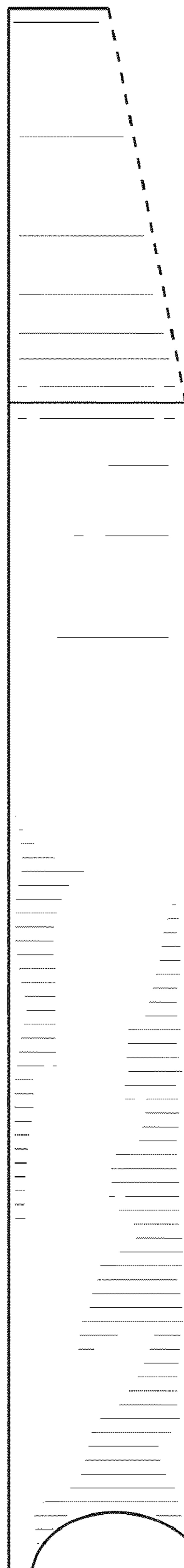




**FIG. 1**




**FIG. 2**



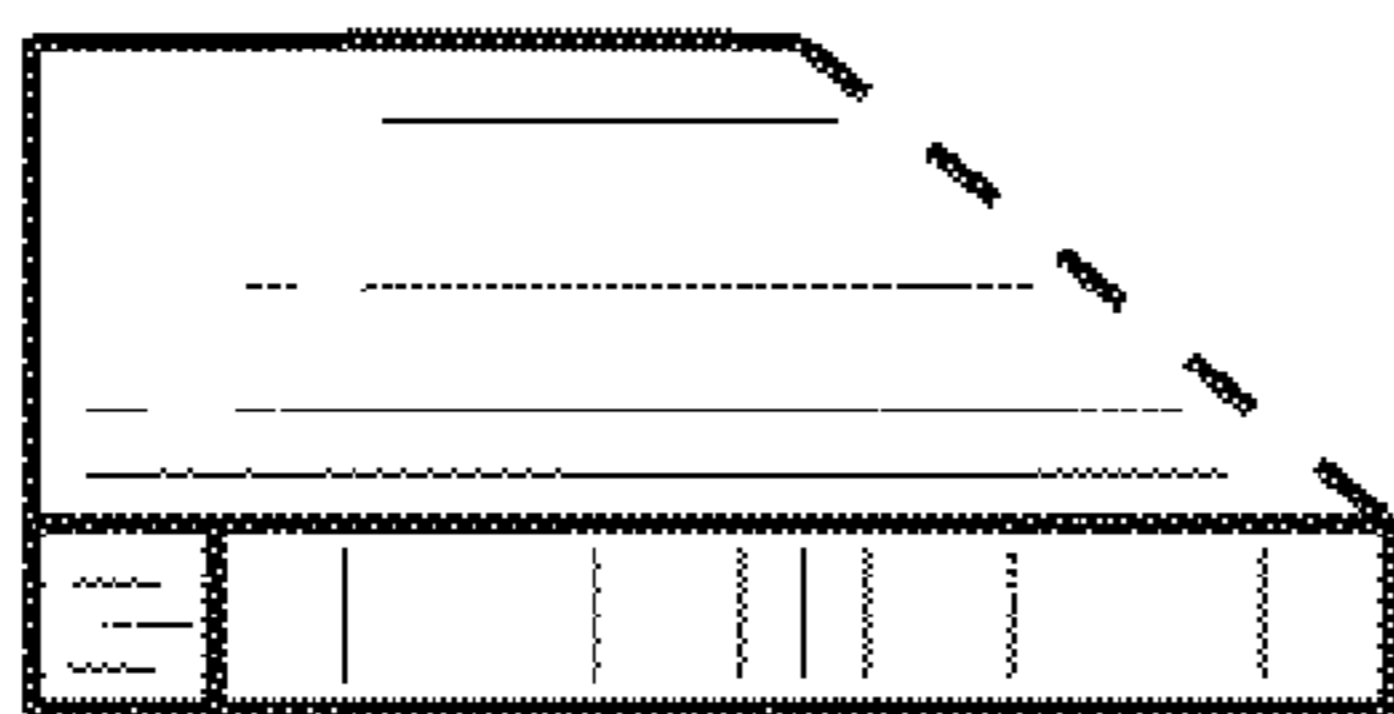
**FIG. 3**



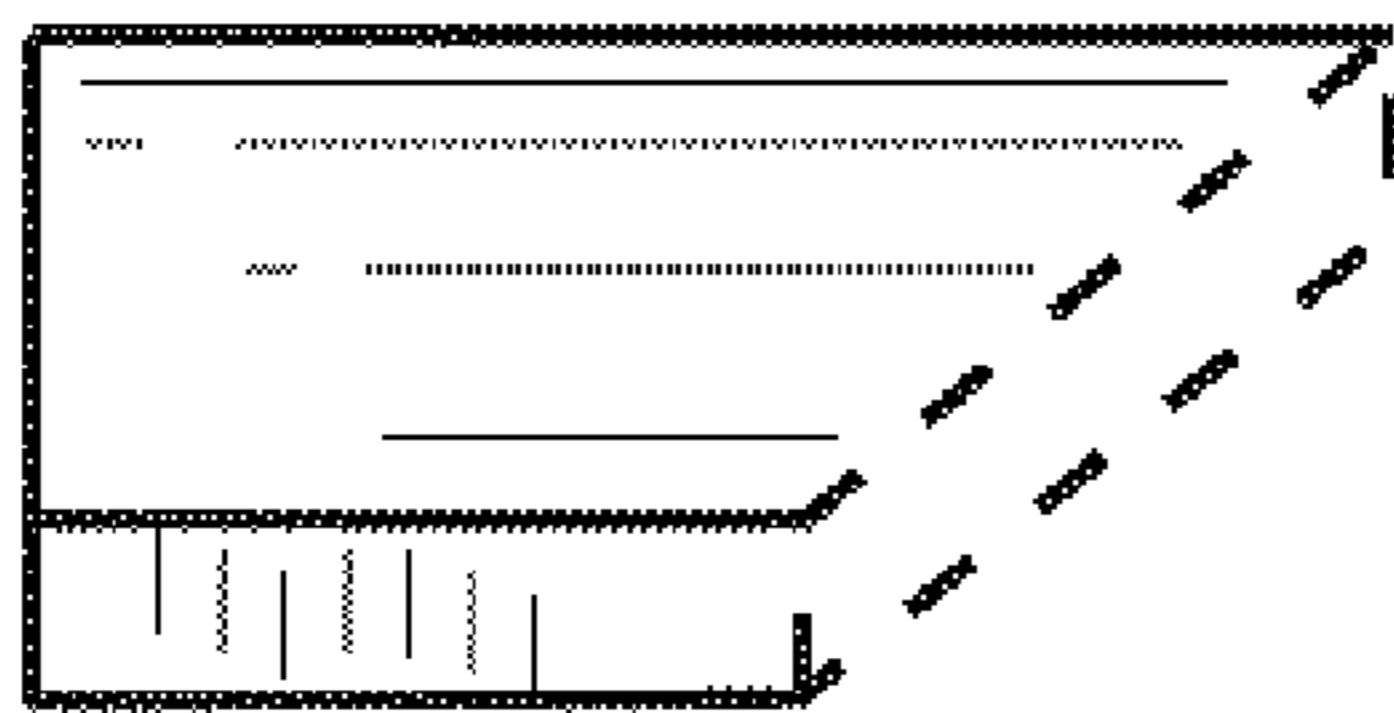
**FIG. 4**



**FIG. 5**

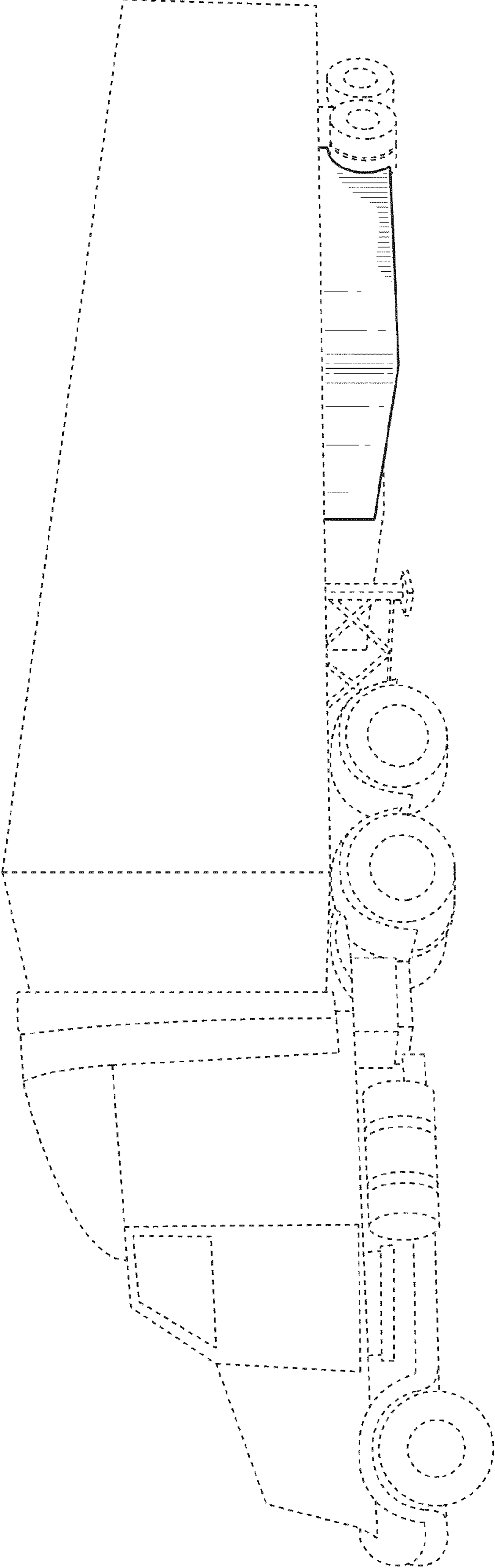


**FIG. 6**




**FIG. 7**







**FIG. 8**




**FIG. 9**



**FIG. 10**

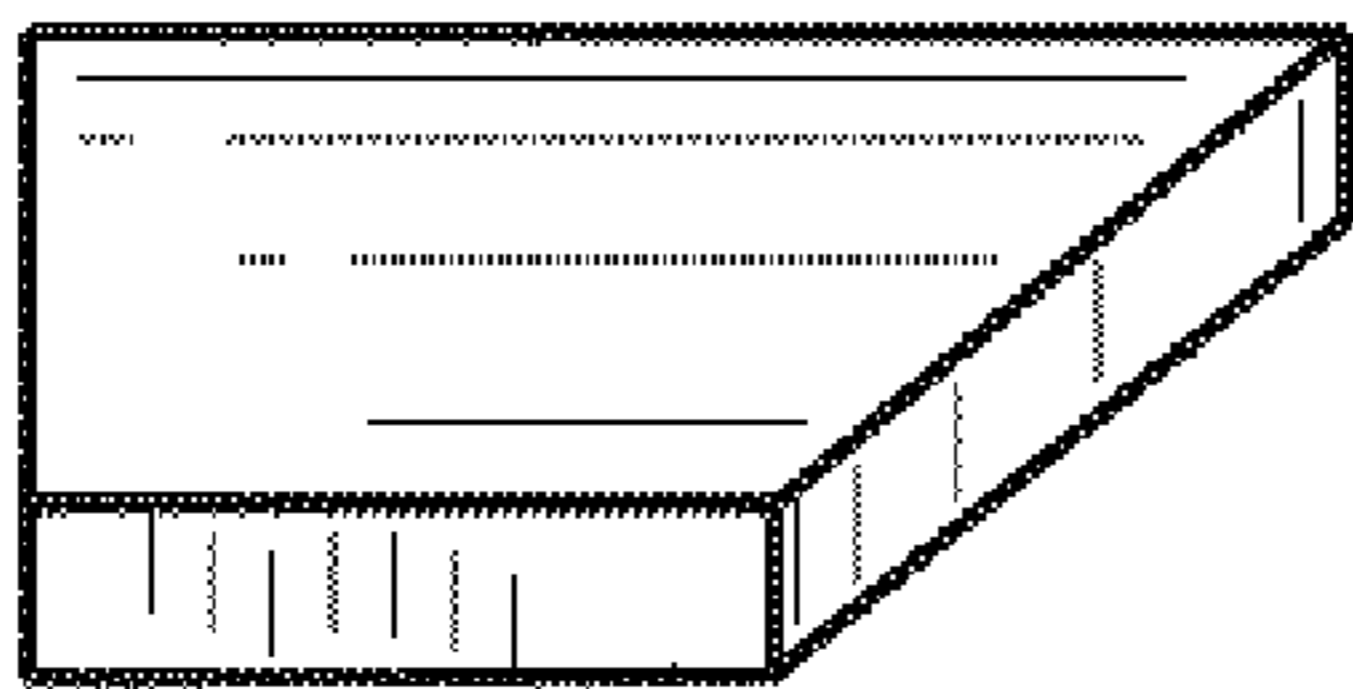
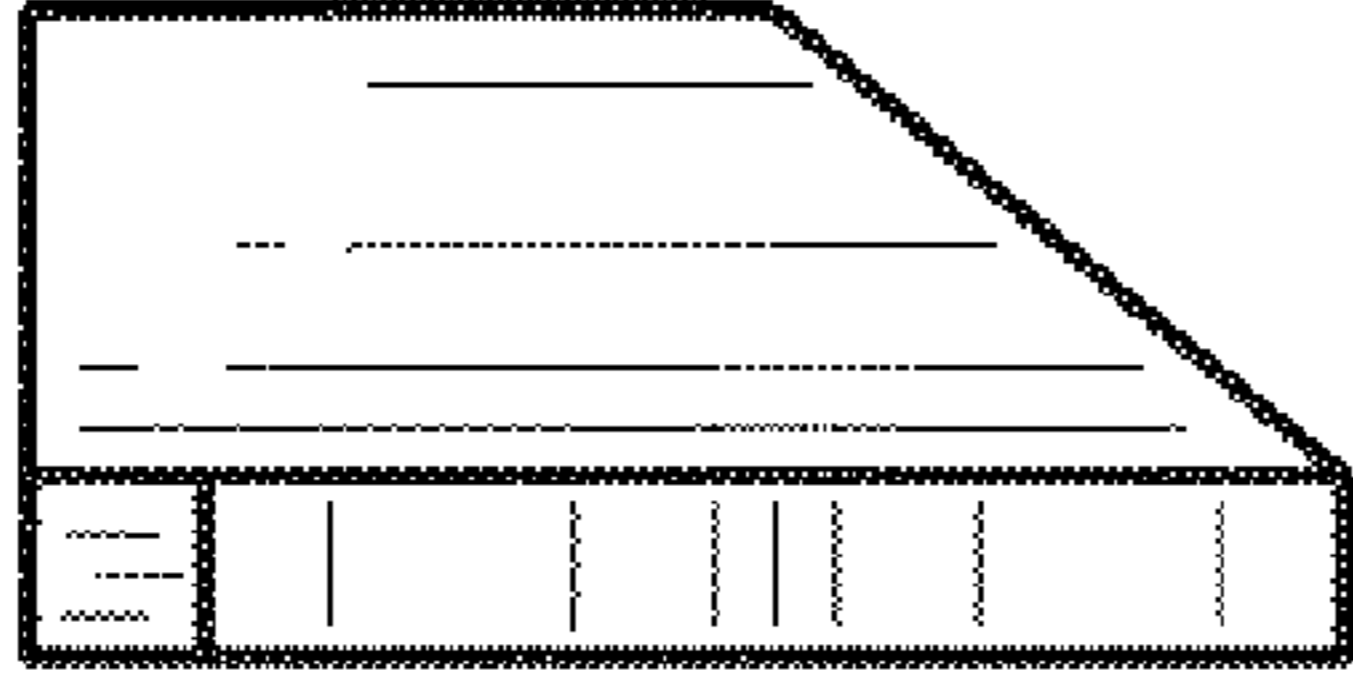


**FIG. 11**



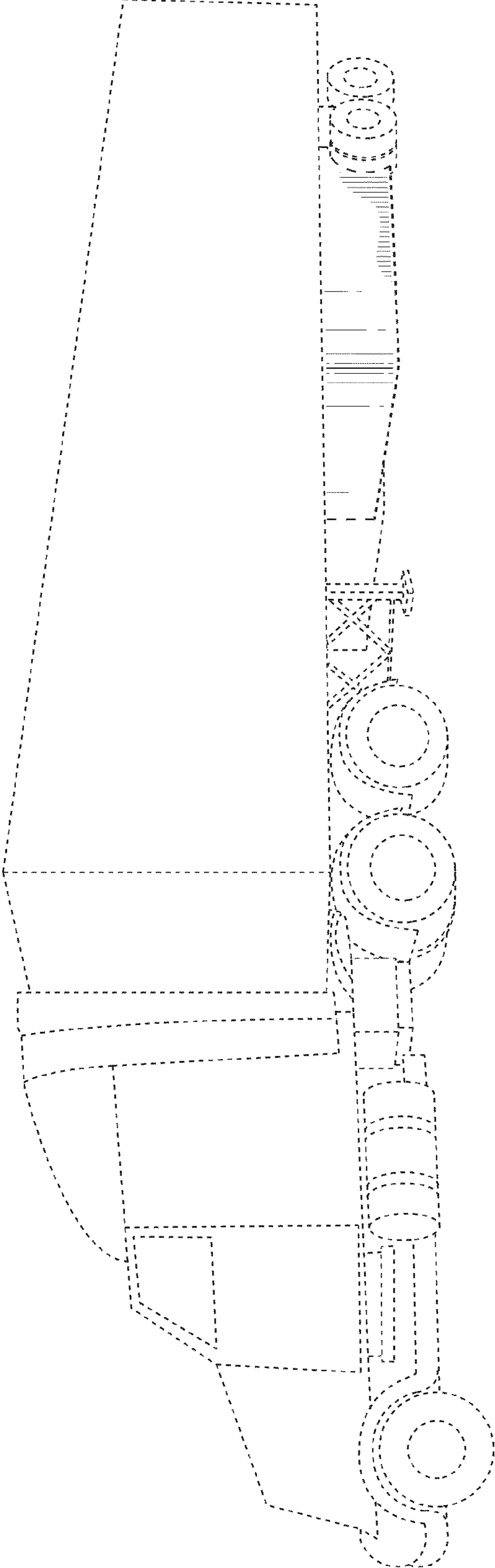
**FIG. 12**



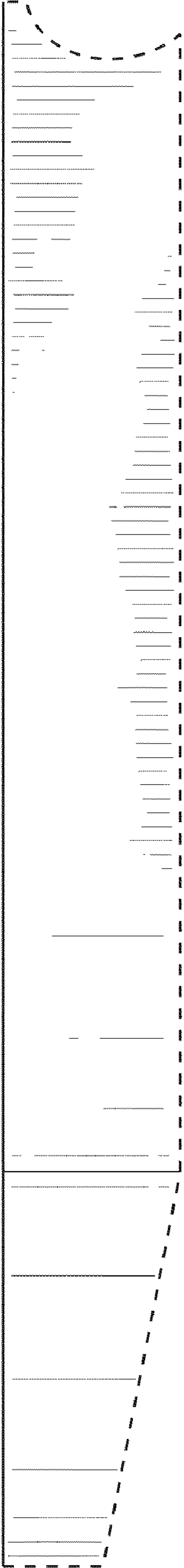


**FIG. 13**

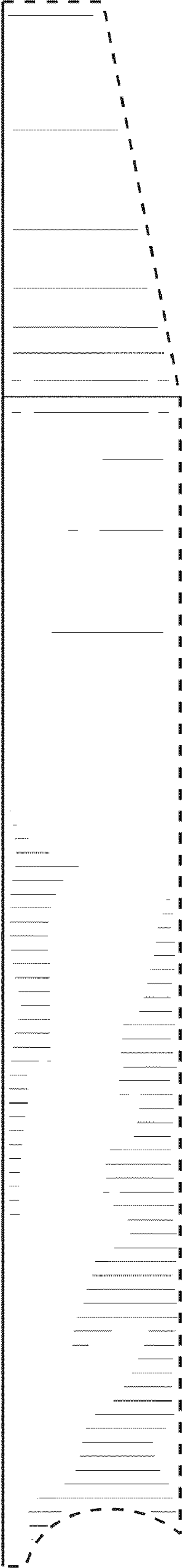
**FIG. 14**



**FIG. 15**



**FIG. 16**



**FIG. 17**




**FIG. 18**



**FIG. 19**



**FIG. 20**



**FIG. 21**