



US00D649079S

(12) **United States Design Patent**
Chastaingt

(10) **Patent No.:** **US D649,079 S**

(45) **Date of Patent:** **** Nov. 22, 2011**

(54) **SURFACE ORNAMENTATION FOR WATCHES AND WATCH DIALS**

(75) Inventor: **Arnaud Chastaingt**, Paris (FR)

(73) Assignee: **Cartier Creation Studio SA**, Geneva (CH)

(**) Term: **14 Years**

(21) Appl. No.: **29/373,635**

(22) Filed: **May 4, 2011**

(30) **Foreign Application Priority Data**

Nov. 9, 2010 (WO) DM/074 752

(51) **LOC (9) Cl.** **10-07**

(52) **U.S. Cl.** **D10/123; D10/126; D10/128**

(58) **Field of Classification Search** D10/122-132,
D10/30-39, 6; 368/15, 16, 17, 223, 228,
368/232; D11/30, 44, 70, 48, 81, 96, 99
See application file for complete search history.

(56) **References Cited**

U.S. PATENT DOCUMENTS

D76,445 S *	9/1928	Yuen	D10/126
D108,488 S *	2/1938	Carpenter	D10/13
D109,227 S *	4/1938	Lux	D10/6
D178,770 S *	9/1956	Doerwald	D10/39
D178,771 S *	9/1956	Doerwald	D10/39
3,156,990 A *	11/1964	Dock	40/573
D218,342 S *	8/1970	Rice	D10/124
D247,882 S *	5/1978	Zimmerman	D11/81
4,337,530 A *	6/1982	Toft, Jr.	368/62
D275,560 S *	9/1984	Williams	D11/125
D280,188 S *	8/1985	Lee	D11/70

D280,394 S *	9/1985	Lee	D11/70
4,583,864 A *	4/1986	Graves	368/17
4,671,669 A *	6/1987	Graves	368/17
D302,124 S *	7/1989	Bevins	D10/2
5,253,225 A *	10/1993	Vaucher	368/20
D345,321 S *	3/1994	Kaneko	D10/126
D345,526 S *	3/1994	Ito	D10/126
D345,934 S *	4/1994	Kaneko	D10/126
D351,358 S *	10/1994	Kaneko	D10/126
D355,096 S *	2/1995	Lang	D6/608
D416,205 S *	11/1999	Aellen	D10/32
D462,390 S *	9/2002	Allen et al.	D19/64
D462,391 S *	9/2002	Allen et al.	D19/64
6,842,404 B2 *	1/2005	Haselberger	368/223

OTHER PUBLICATIONS

Sun symbol images, printed from the internet on Aug. 15, 2011, retrieved using Google Images Search <<http://images.google.com>>.*

* cited by examiner

Primary Examiner — Lucy Lieberman

(74) *Attorney, Agent, or Firm* — Clifford W. Browning; Krieg DeVault LLP

(57) **CLAIM**

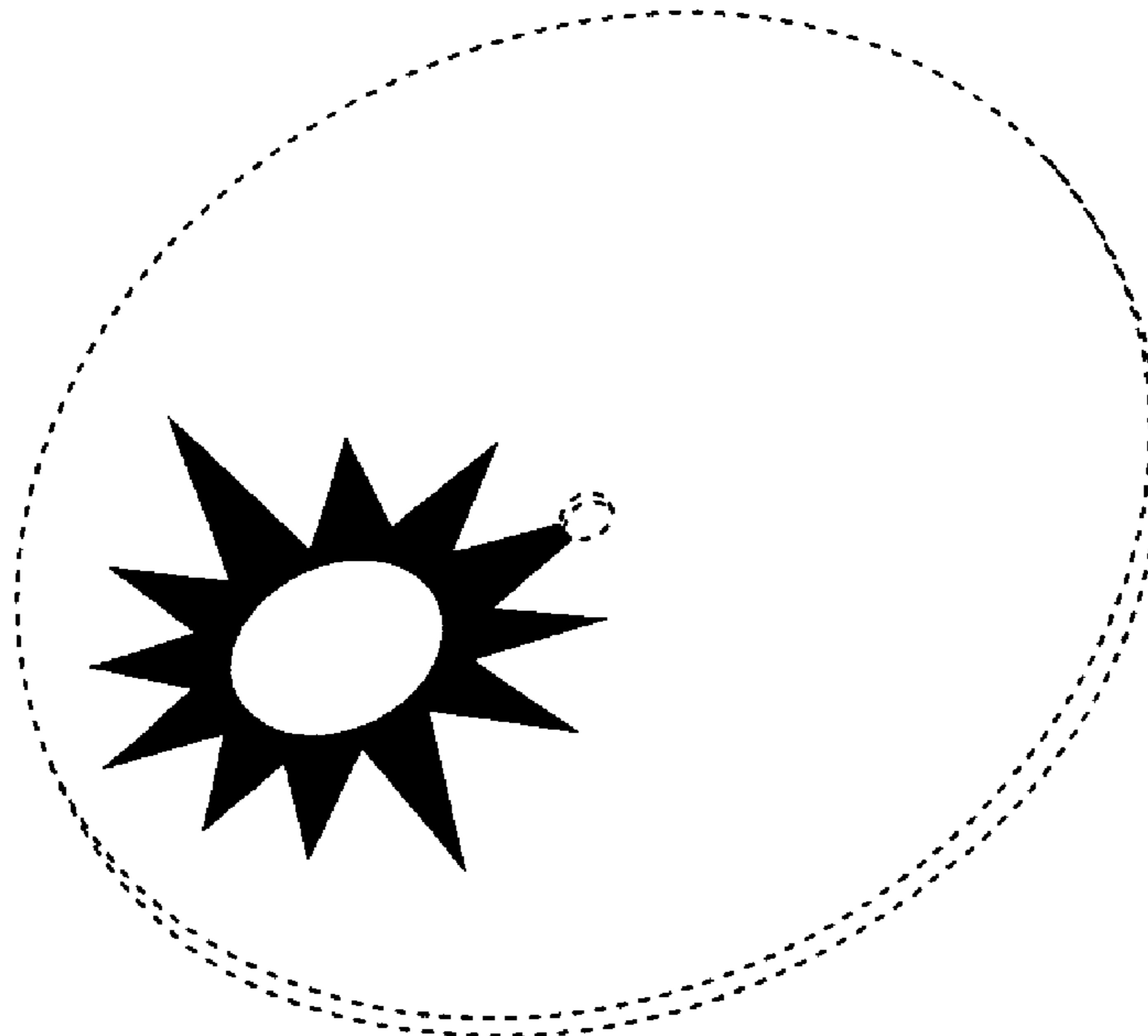
The ornamental design for a surface ornamentation for watches and watch dials, as shown and described.

DESCRIPTION

FIG. 1 is a top view of the surface ornamentation for watches and watch dials of the present invention; and, FIG. 2 is a perspective view of the surface ornamentation for watches and watch dials of FIG. 1.

The broken lines showing a watch dial are for illustrative purposes only and do not form part of the claimed design.

1 Claim, 1 Drawing Sheet



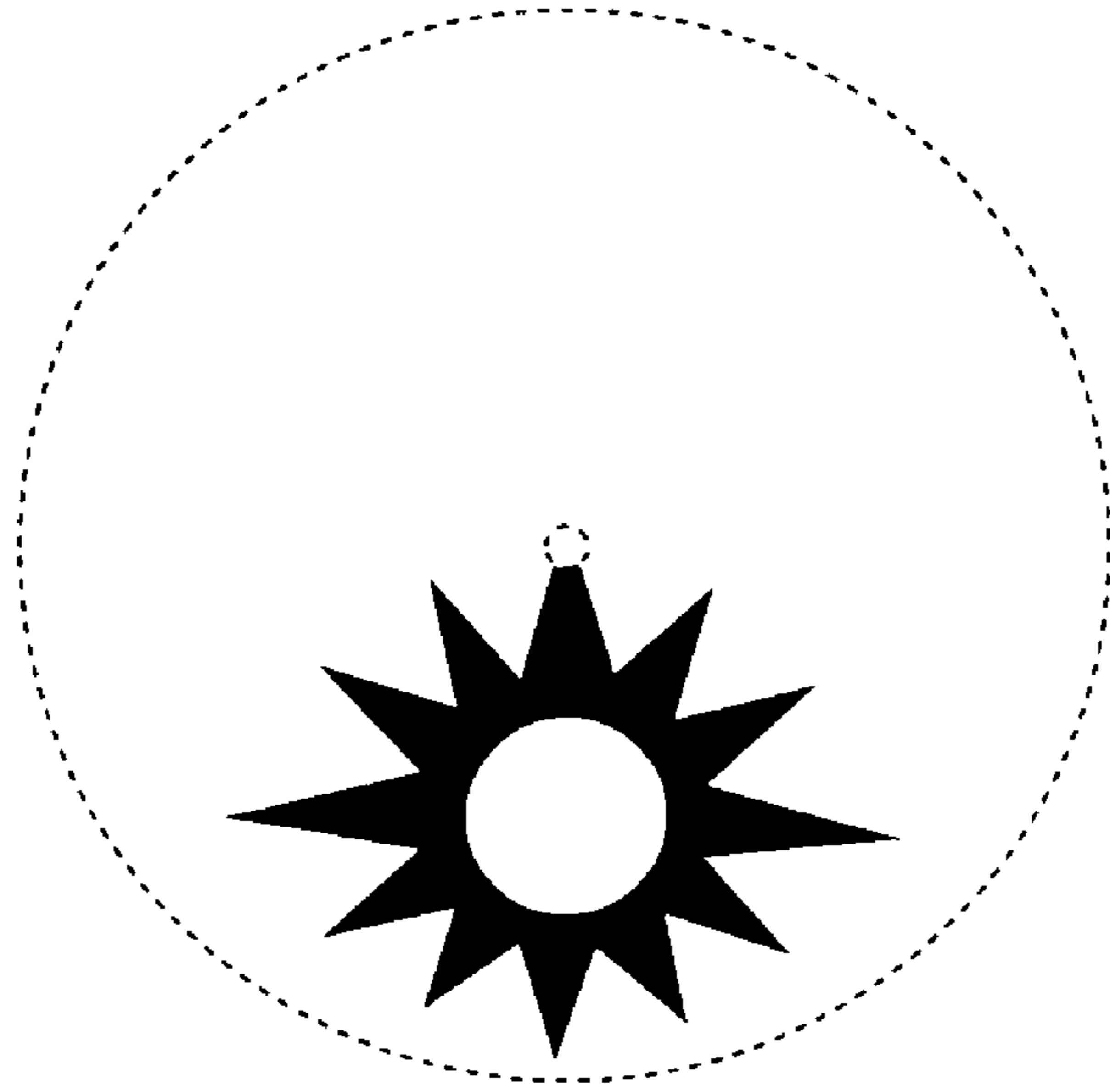


FIG. 1

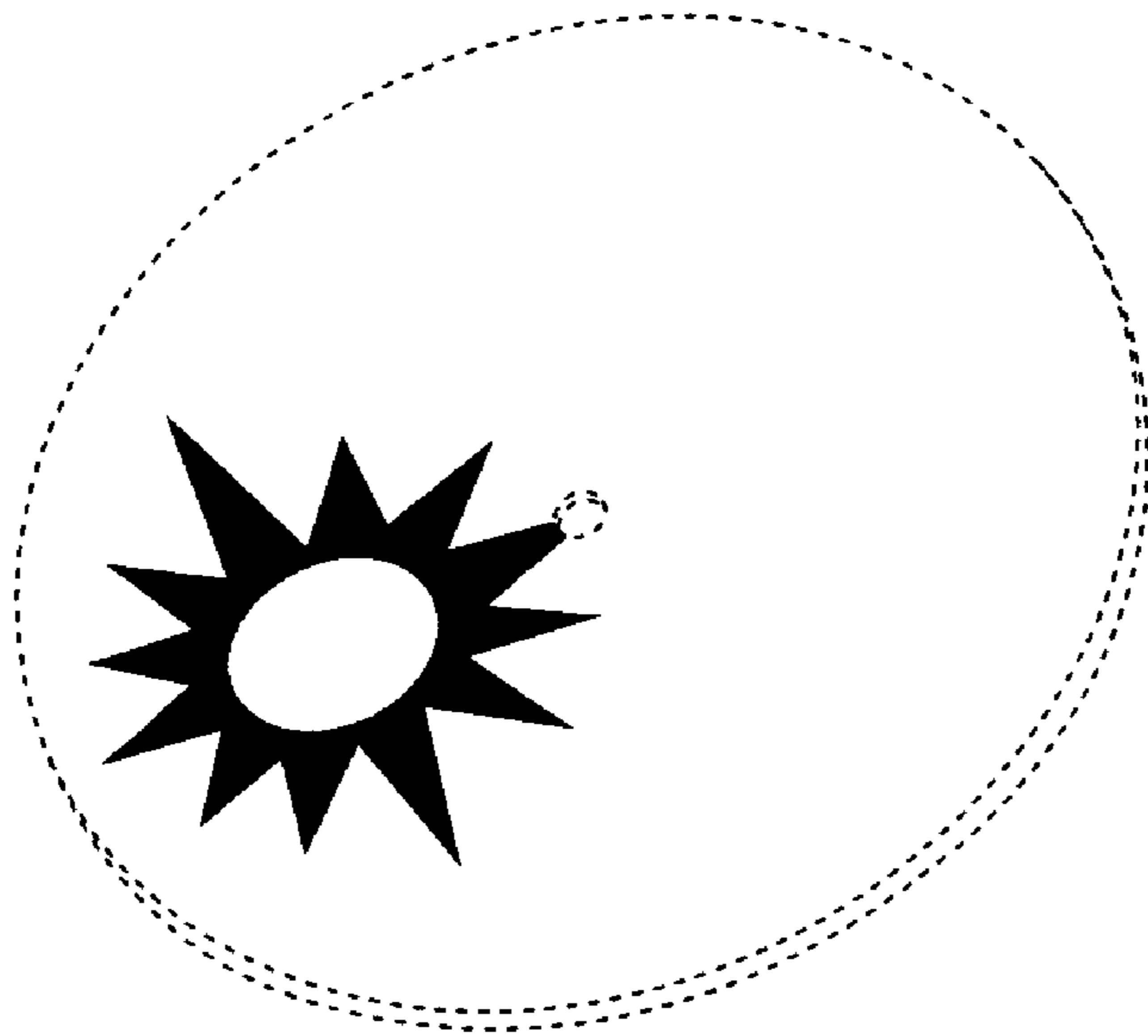


FIG. 2