



US00D649061S

(12) **United States Design Patent**
Jeffs

(10) **Patent No.:** **US D649,061 S**

(45) **Date of Patent:** **** Nov. 22, 2011**

(54) **BEVERAGE BOTTLE**

(75) Inventor: **Joseph H. Jeffs**, Hildale, UT (US)

(73) Assignee: **Plastiformance, Inc.**, Hildale, UT (US)

(**) Term: **14 Years**

(21) Appl. No.: **29/379,363**

(22) Filed: **Nov. 18, 2010**

(51) **LOC (9) Cl.** **09-01**

(52) **U.S. Cl.** **D9/542**; D9/559; D9/573; D9/574

(58) **Field of Classification Search** D9/516,
D9/530, 538, 541-542, 549, 553, 556, 558-560,
D9/566, 572-574, 435, 446; D7/510-511,
D7/605, 608; D3/202; 215/379, 381, 382,
215/384; 220/660, 669, 675

See application file for complete search history.

(56) **References Cited**

U.S. PATENT DOCUMENTS

D4,752 S *	4/1871	Hoare	D7/598
D11,217 S *	6/1879	Hoare	D9/545
D21,390 S *	3/1892	Gauline	D9/545
D103,987 S *	4/1937	Ennever	D9/546
D188,393 S *	7/1960	Fagan	D3/264
3,407,956 A *	10/1968	Linkletter et al.	215/306
D213,824 S *	4/1969	Luedtke	D9/560
3,462,048 A *	8/1969	Henchert	222/546
D353,328 S *	12/1994	Nuffer	D9/446
D404,646 S *	1/1999	Black et al.	D9/446
D411,106 S *	6/1999	Conrad	D9/436
D427,852 S *	7/2000	Tal et al.	D7/510

D438,758 S *	3/2001	Tal et al.	D7/510
D439,111 S *	3/2001	Tal et al.	D7/511
D526,847 S *	8/2006	Freeman	D7/523
D535,566 S *	1/2007	Lin	D9/560
D537,676 S *	3/2007	Kingsley	D7/510
D556,050 S *	11/2007	Gottlieb	D9/566
D556,589 S *	12/2007	Webb et al.	D9/539
D605,054 S *	12/2009	Ungrady	D9/559

* cited by examiner

Primary Examiner — Ian Simmons

Assistant Examiner — Dana L Sipos

(74) *Attorney, Agent, or Firm* — Thorpe North & Western LLP

(57) **CLAIM**

The ornamental design for a beverage bottle, as shown and described herein.

DESCRIPTION

FIG. 1 is a bottom perspective view of a beverage bottle, with the cap removed;

FIG. 2 is a top perspective view thereof showing my new design, with the cap in the closed position;

FIG. 3 is a right side elevation view thereof, with the cap removed;

FIG. 4 is a left side elevation view thereof;


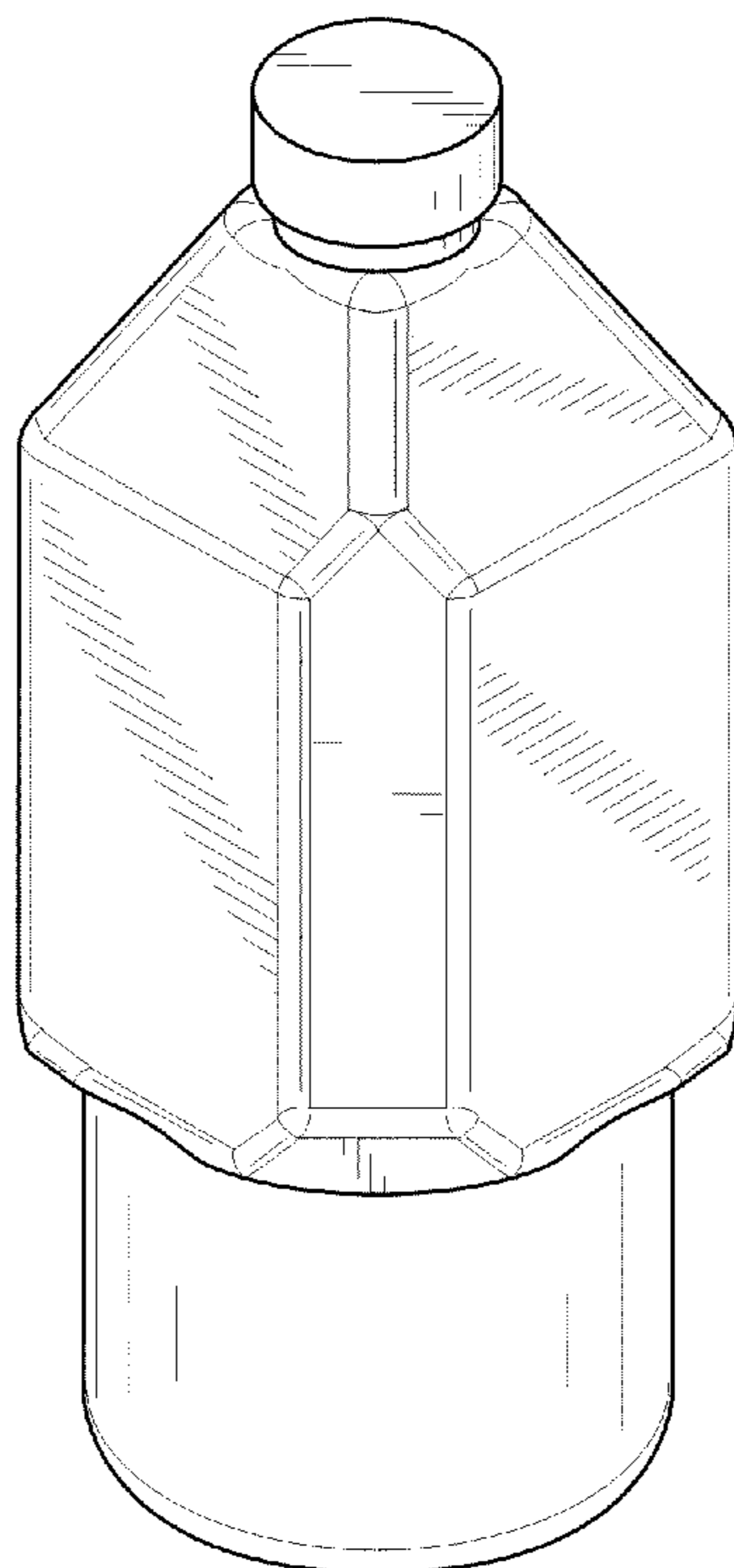
FIG. 5 is a rear elevation view thereof;

FIG. 6 is a front elevation view thereof;

FIG. 7 is a top plan view thereof; and,

FIG. 8 is a bottom plan view thereof.

1 Claim, 3 Drawing Sheets



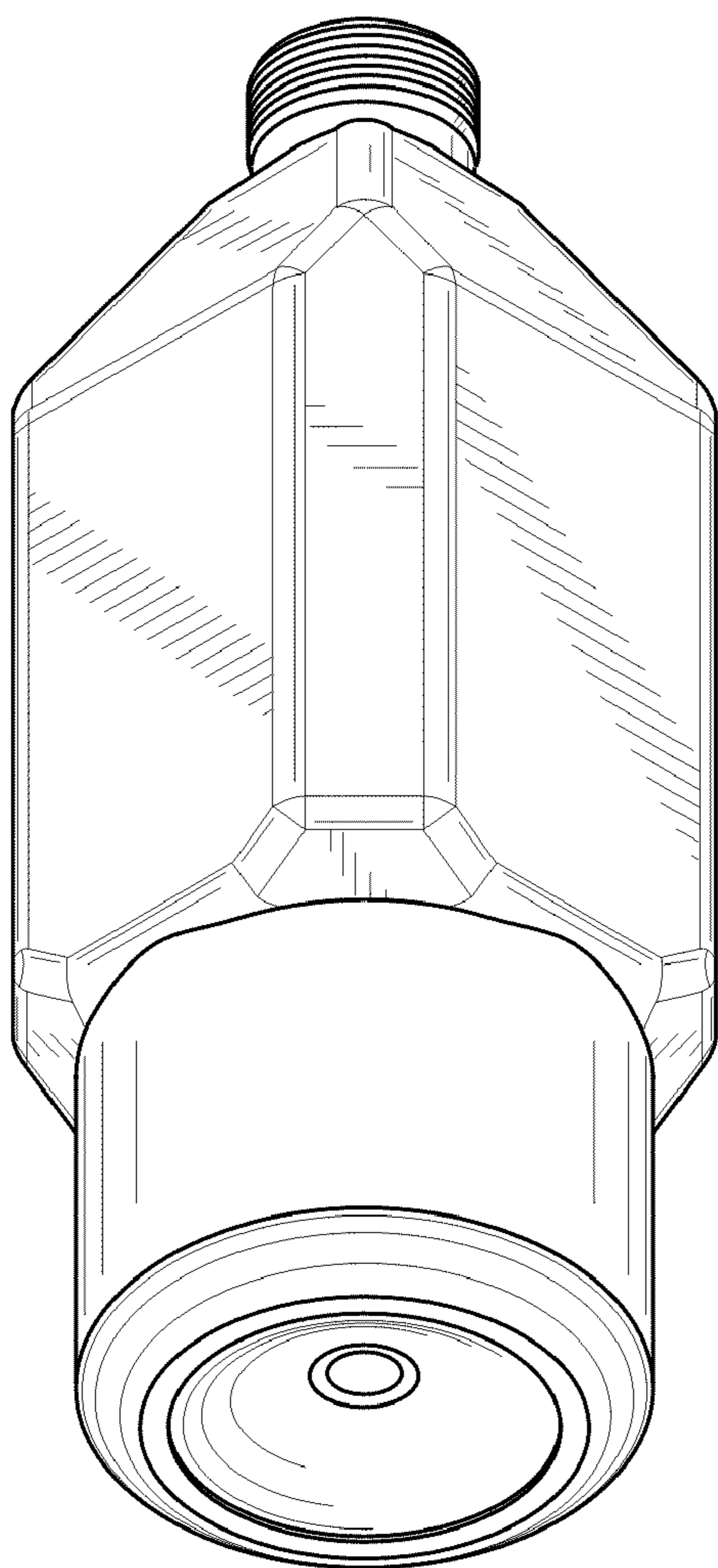


FIG. 1

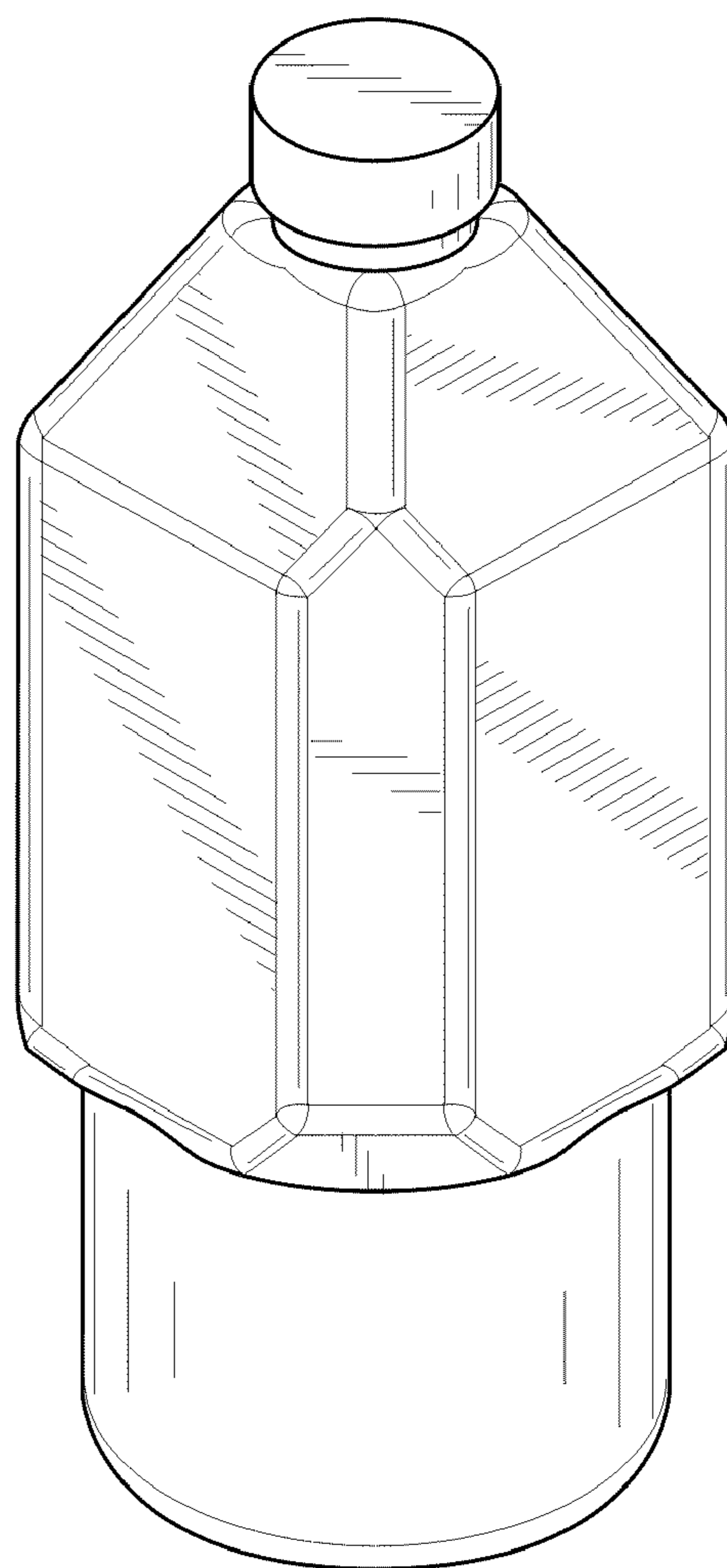


FIG. 2

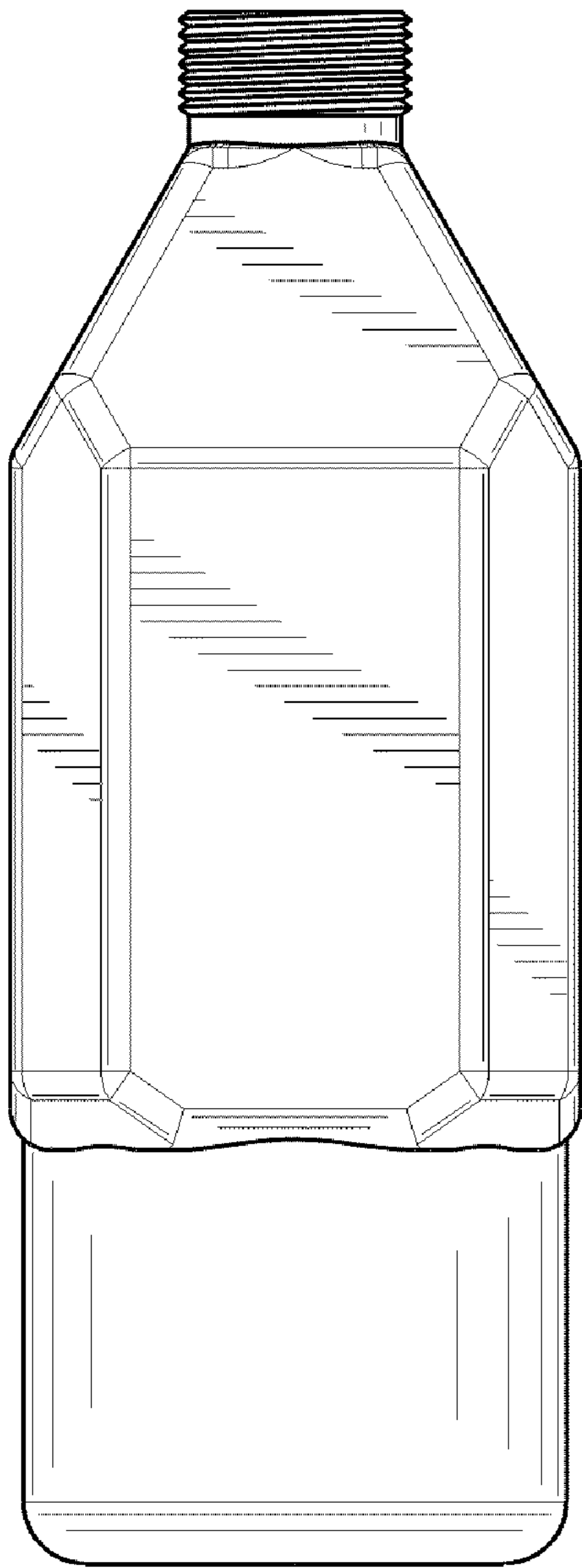


FIG. 3




FIG. 4




FIG. 5




FIG. 6

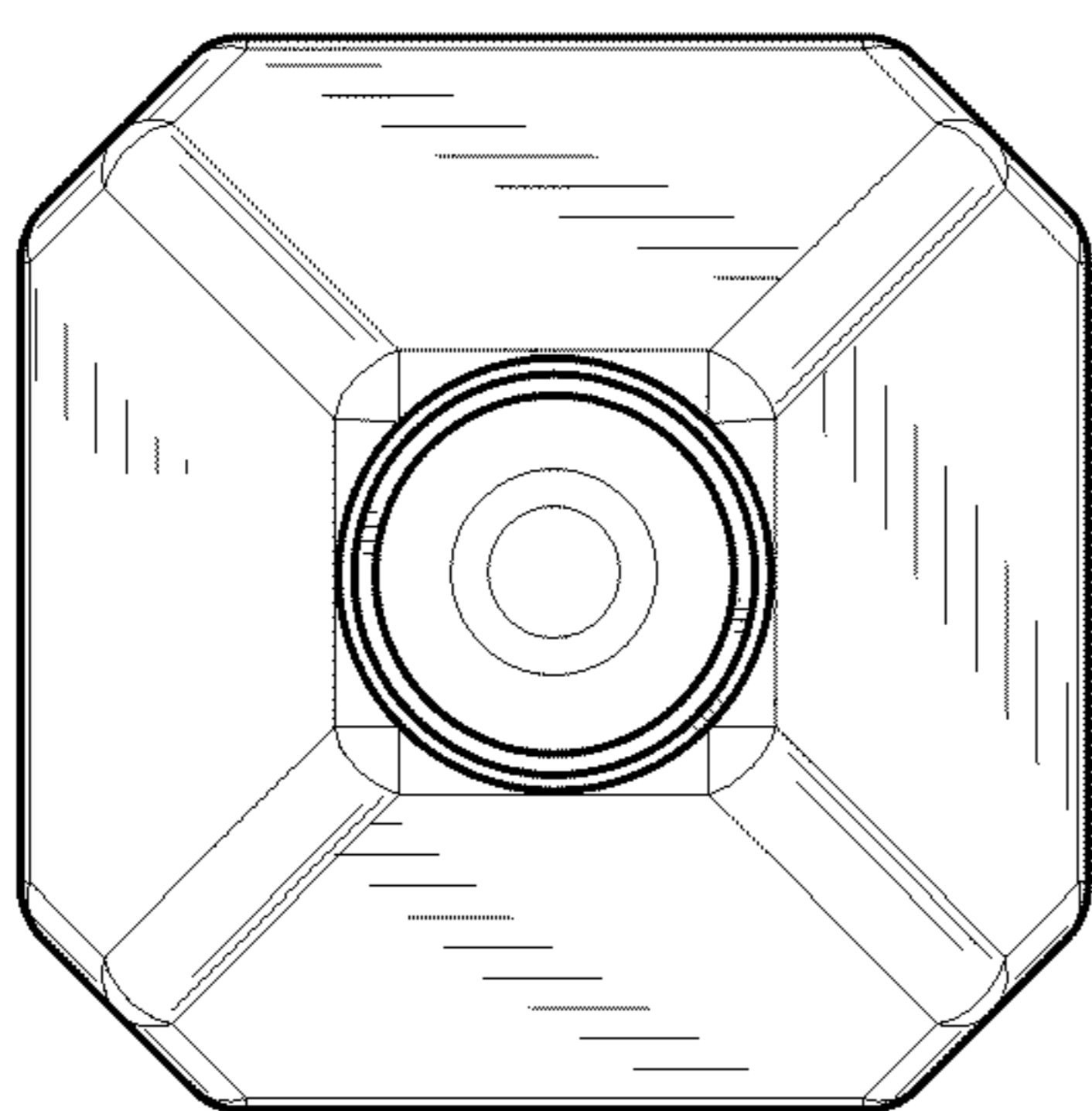


FIG. 7

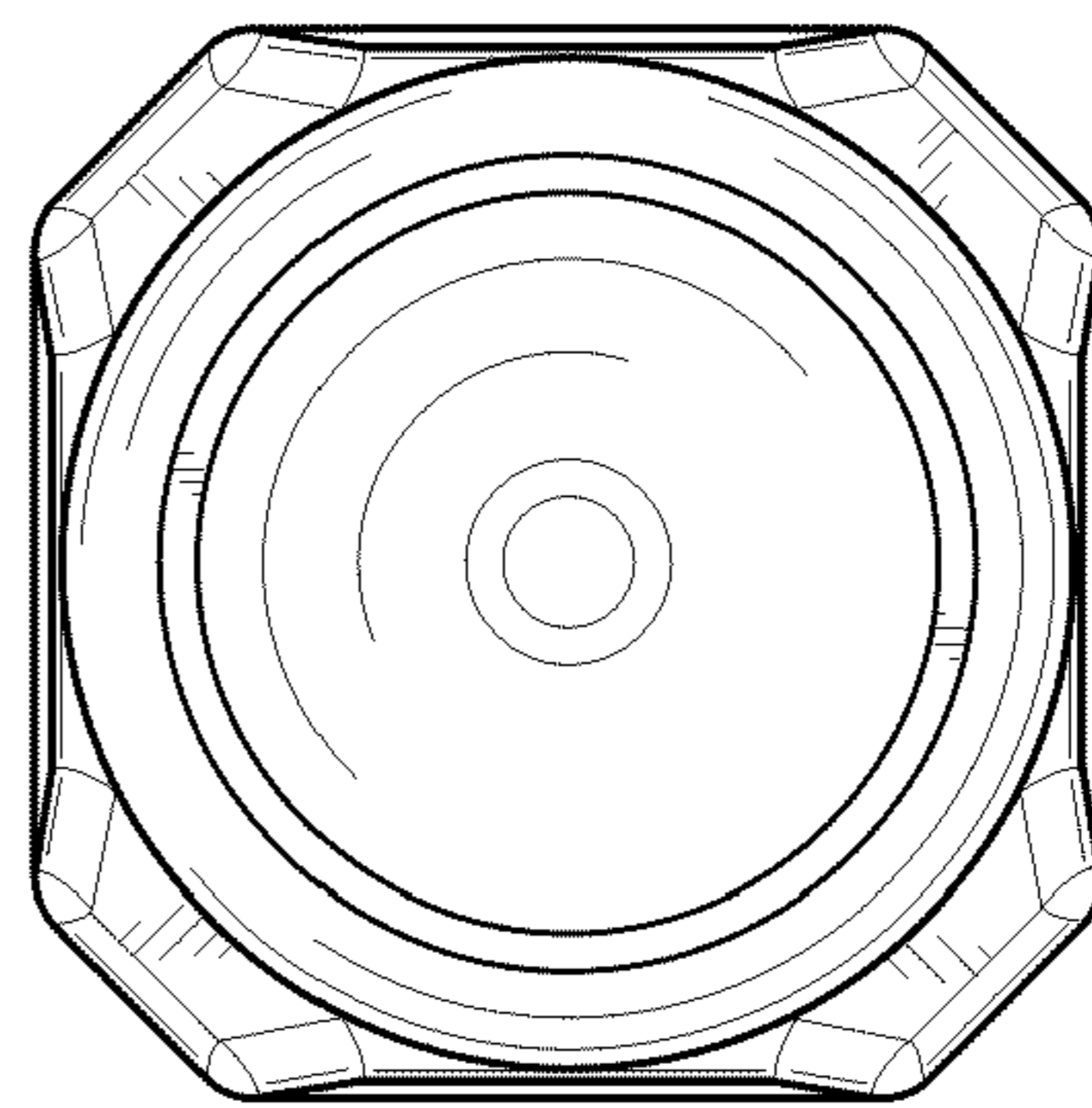


FIG. 8