

US00D649048S

(12) **United States Design Patent**  
**Baker et al.**

(10) **Patent No.:** **US D649,048 S**

(45) **Date of Patent:** **\*\* Nov. 22, 2011**

(54) **DISPENSER**

(56) **References Cited**

(75) Inventors: **Steven Baker**, Omaha, NE (US); **Robert Ewart**, Sioux City, IA (US); **Tracey Contreras Spungin**, Chicago, IL (US); **Atul H. Mistry**, Omaha, NE (US); **Joseph Vincent O'Malley**, Naperville, IL (US); **Lynda Deakin**, Oakland, CA (US); **Carly Price**, Evanston, IL (US); **Anastasios G. Karahalios**, Skokie, IL (US); **Hyan Jin Ko**, Evanston, IL (US); **Gil Palmon**, Cincinnati, OH (US); **Gary Schiller**, Cincinnati, OH (US)

U.S. PATENT DOCUMENTS

|          |   |   |        |                 |       |        |
|----------|---|---|--------|-----------------|-------|--------|
| D268,897 | S | * | 5/1983 | du Cret         | ..... | D9/504 |
| D486,735 | S | * | 2/2004 | DeBiasse et al. | ..... | D9/445 |
| D486,736 | S | * | 2/2004 | Kokubo          | ..... | D9/449 |
| D487,016 | S | * | 2/2004 | DeBiasse et al. | ..... | D9/445 |
| D516,909 | S | * | 3/2006 | Bloc            | ..... | D9/434 |
| D598,283 | S | * | 8/2009 | Ames et al.     | ..... | D9/448 |
| D612,747 | S | * | 3/2010 | Ball            | ..... | D9/772 |

\* cited by examiner

*Primary Examiner* — Susan Bennett Hattan

(74) *Attorney, Agent, or Firm* — Advent; Ryan T. Grace

(73) Assignee: **ConAgra Foods RDM, Inc.**, Omaha, NE (US)

(57) **CLAIM**

The ornamental design for a dispenser, as shown and described.

(\*\*) Term: **14 Years**

**DESCRIPTION**

(21) Appl. No.: **29/355,071**

FIG. 1 is an elevated perspective view of a dispenser showing the new design.

(22) Filed: **Feb. 2, 2010**

FIG. 2 is a front plan view of the dispenser of FIG. 1.

(51) **LOC (9) Cl.** ..... **09-07**

FIG. 3 is a first side plan view of the dispenser of FIG. 1.

(52) **U.S. Cl.** ..... **D9/435; D9/449**

FIG. 4 is a second side plan view of the dispenser of FIG. 1.

(58) **Field of Classification Search** ..... D9/772,

FIG. 5 is a back plan view of the dispenser of FIG. 1; and,


D9/763, 690, 688, 686, 529, 516, 504, 449, D9/448, 447, 445, 434; 222/557, 556, 402.13, 222/281; 220/377, 281

FIG. 6 is a top plan view of the dispenser of FIG. 1.

Portions of FIGS. 1-6 are shown in dashed lines for illustrative purposes only and form no part of the claimed design.

See application file for complete search history.

**1 Claim, 2 Drawing Sheets**






FIG. 1




FIG. 2




FIG. 3




FIG. 4




FIG. 5

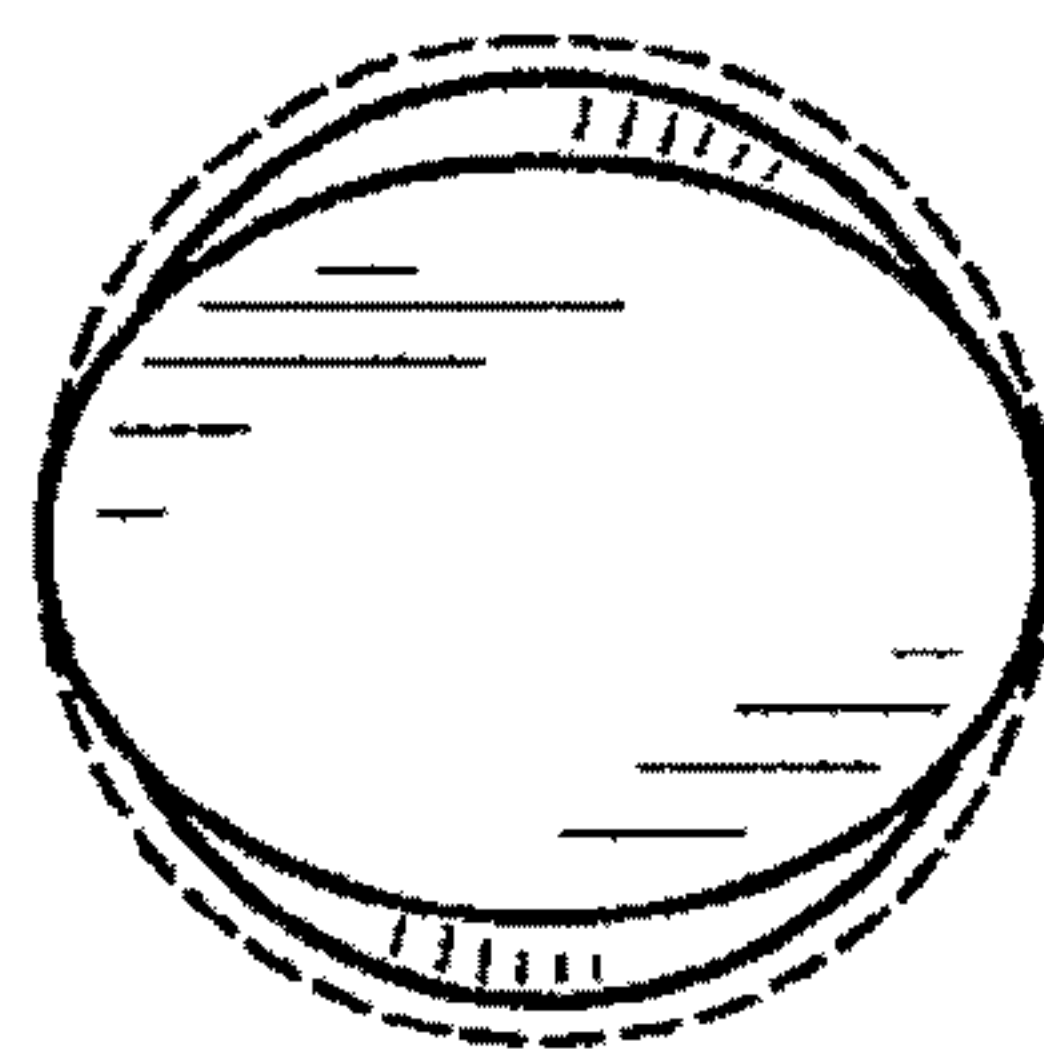


FIG. 6