



US00D649047S

(12) **United States Design Patent**
Baker et al.

(10) **Patent No.:** **US D649,047 S**
(45) **Date of Patent:** **** Nov. 22, 2011**

(54) **DISPENSER**

(56) **References Cited**

(75) Inventors: **Steven Baker**, Omaha, NE (US); **Robert Ewart**, Sioux City, IA (US); **Tracey Contreras Spungin**, Chicago, IL (US); **Joseph Vincent O'Malley**, Naperville, IL (US); **Atul H. Mistry**, Omaha, NE (US); **Tamara Whiteside**, Naperville, IL (US); **Lynda Deakin**, Oakland, CA (US); **Carly Price**, Evanston, IL (US); **Anastasios G. Karahalios**, Skokie, IL (US); **Geoffrey Baldwin**, Chicago, IL (US); **Ross Lockwood**, Chicago, IL (US); **Gil Palmon**, Cincinnati, OH (US); **Gary Schiller**, Cincinnati, OH (US)

U.S. PATENT DOCUMENTS

3,583,596	A	*	6/1971	Brewer	220/781
4,421,244	A	*	12/1983	Van Melle	220/781
D381,267	S	*	7/1997	Rush et al.	D9/452
D381,268	S	*	7/1997	Rush et al.	D9/452
D560,120	S	*	1/2008	Maravich et al.	D9/454
D564,354	S	*	3/2008	Maravich et al.	D9/452
D574,238	S	*	8/2008	Walker et al.	D9/452
D585,279	S	*	1/2009	Walker et al.	D9/452
D625,599	S	*	10/2010	Golota et al.	D9/429
D638,279	S	*	5/2011	Plato	D8/334

* cited by examiner

Primary Examiner — Susan Bennett Hattan

(74) *Attorney, Agent, or Firm* — Advent; Ryan T. Grace

(73) Assignee: **ConAgra Foods RDM, Inc.**, Omaha, NE (US)

(57) **CLAIM**

The ornamental design for a dispenser, as shown and described.

(**) Term: **14 Years**

DESCRIPTION

(21) Appl. No.: **29/355,065**

FIG. 1 is an elevated perspective view of a dispenser showing the new design.

(22) Filed: **Feb. 2, 2010**

FIG. 2 is a front plan view of the dispenser of FIG. 1.

(51) **LOC (9) Cl.** **09-07**

FIG. 3 is a first side plan view of the dispenser of FIG. 1.

(52) **U.S. Cl.** **D9/435; D9/449**

FIG. 4 is a second side plan view of the dispenser of FIG. 1.

(58) **Field of Classification Search** **D9/772,**


D9/763, 690, 688, 686, 529, 516, 504, 449, D9/448, 447, 445, 434; 222/557, 556, 402.13, 222/281; 220/377, 281

FIG. 5 is a back plan view of the dispenser of FIG. 1; and, FIG. 6 is a top plan view of the dispenser of FIG. 1

Portions of FIGS. 1-6 are shown in dashed lines for illustrative purposes only and form no part of the claimed design.

See application file for complete search history.

1 Claim, 2 Drawing Sheets






FIG. 1




FIG. 2




FIG. 3




FIG. 4




FIG. 5

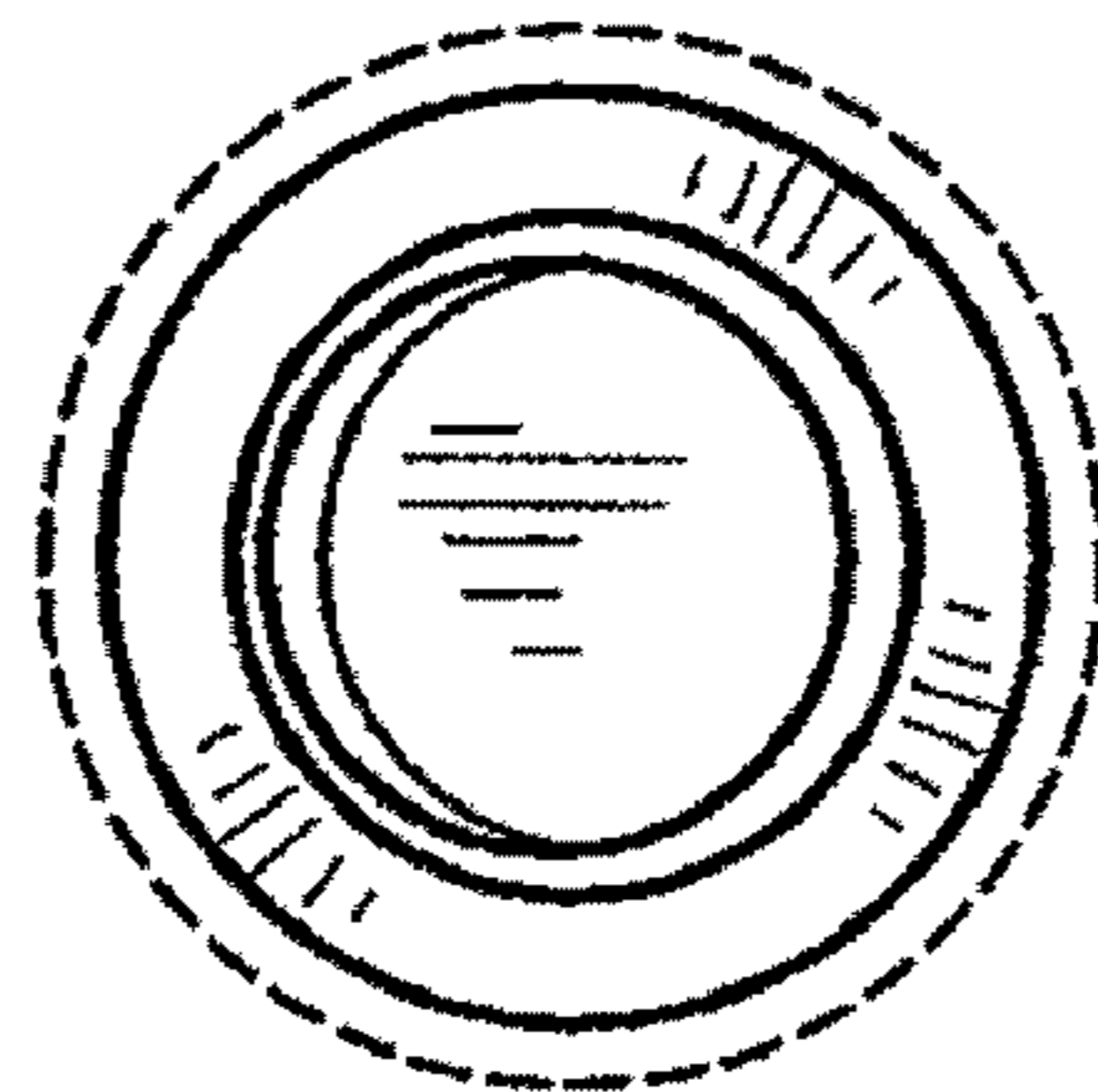


FIG. 6