



US00D649046S

(12) **United States Design Patent**  
**Baker et al.**

(10) **Patent No.:** **US D649,046 S**

(45) **Date of Patent:** **\*\* Nov. 22, 2011**

(54) **DISPENSER**

(56) **References Cited**

(75) Inventors: **Steven Baker**, Omaha, NE (US); **Robert Ewart**, Sioux City, IA (US); **William E. Luna, Jr.**, Naperville, IL (US); **Tracey Contreras Spungin**, Chicago, IL (US); **Joseph Vincent O'Malley**, Naperville, IL (US); **Lynda Deakin**, Oakland, CA (US); **Carly Price**, Evanston, IL (US); **Anastasios G. Karahalios**, Skokie, IL (US); **Geoffrey Baldwin**, Chicago, NE (US); **Ross Lockwood**, Chicago, IL (US); **Gil Palmon**, Cincinnati, OH (US); **Gary Schiller**, Cincinnati, OH (US)

U.S. PATENT DOCUMENTS

D201,472	S	*	6/1965	Long	.....	D9/448
D201,473	S	*	6/1965	Long	.....	D9/448
D201,651	S	*	7/1965	Long	.....	D9/448
D293,214	S	*	12/1987	Crapser	.....	D9/448
D413,514	S	*	9/1999	Pericard et al.	.....	D9/448
D415,031	S	*	10/1999	Mahlmann	.....	D9/520
6,631,833	B2	*	10/2003	Harriman et al.	.....	222/536
D493,720	S	*	8/2004	Bakic	.....	D9/449
D505,327	S	*	5/2005	Bakic	.....	D9/449
D516,909	S	*	3/2006	Bloc	.....	D9/434
D623,516	S	*	9/2010	Sayers	.....	D9/448

\* cited by examiner

*Primary Examiner* — Susan Bennett Hattan

(74) *Attorney, Agent, or Firm* — Advent; Ryan T. Grace

(73) Assignee: **Con Agra Foods RDM, Inc.**, Omaha, NE (US)

(57) **CLAIM**

The ornamental design for a dispenser, as shown and described.

(\*\*) Term: **14 Years**

**DESCRIPTION**

(21) Appl. No.: **29/355,062**

FIG. 1 is an elevated perspective view of a dispenser showing the new design.

(22) Filed: **Feb. 2, 2010**

FIG. 2 is a front plan view of the dispenser of FIG. 1.

(51) **LOC (9) Cl.** ..... **09-07**

FIG. 3 is a first side plan view of the dispenser of FIG. 1.

(52) **U.S. Cl.** ..... **D9/435; D9/449**

FIG. 4 is a second side plan view of the dispenser of FIG. 1.

(58) **Field of Classification Search** ..... D9/772,

FIG. 5 is a back plan view of the dispenser of FIG. 1; and,

D9/763, 690, 688, 686, 529, 516, 504, 449,

FIG. 6 is a top plan view of the dispenser of FIG. 1.


D9/448, 447, 445, 434; 222/557, 556, 402.13,


Portions of FIGS. 1-6 are shown in dashed lines for illustrative purposes only and form no part of the claimed design.

222/281; 220/377, 281


See application file for complete search history.

**1 Claim, 2 Drawing Sheets**






*FIG. 1*



*FIG. 2*



*FIG. 3*




FIG. 4




FIG. 5

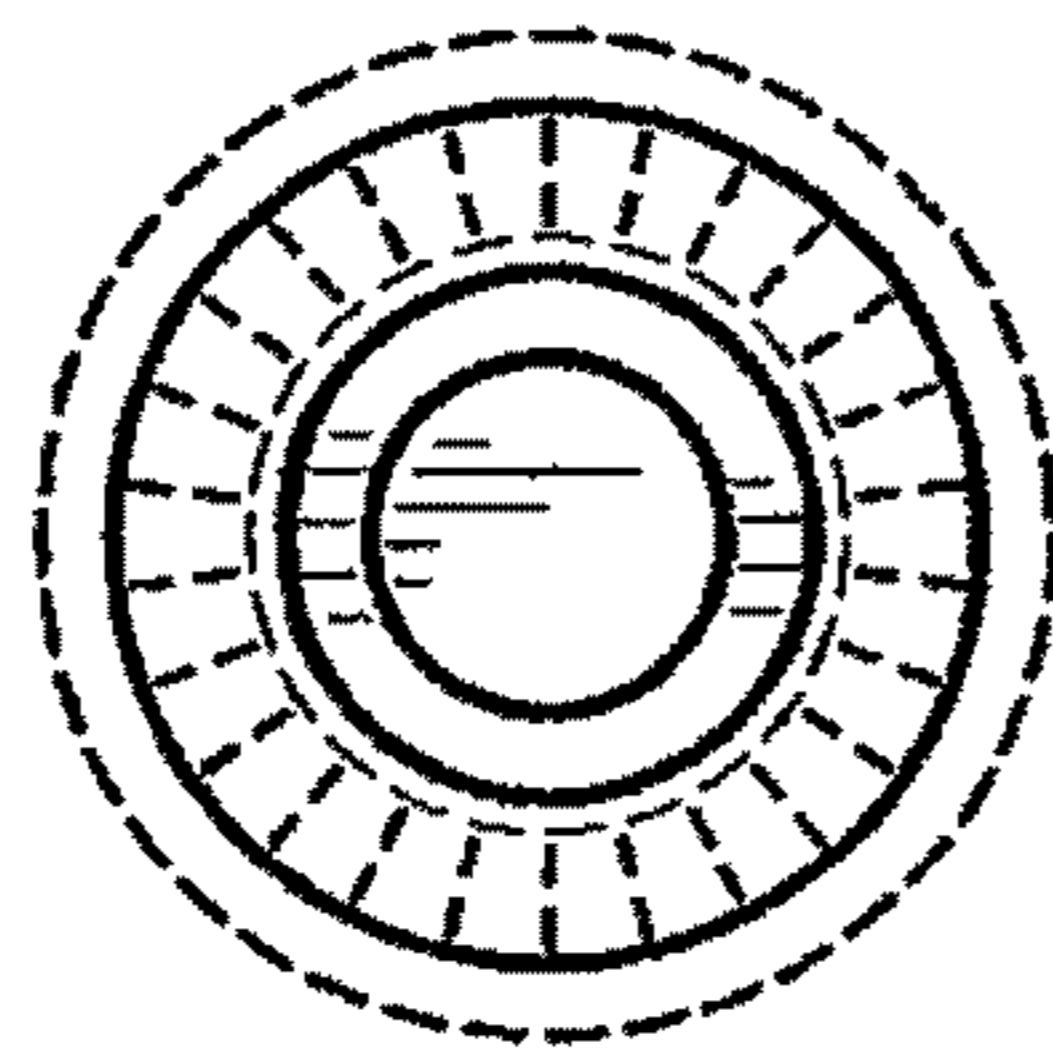


FIG. 6