



US00D649042S

(12) **United States Design Patent**
Graham et al.

(10) **Patent No.:** **US D649,042 S**
(45) **Date of Patent:** **** Nov. 22, 2011**

(54) **LABEL ARTWORK**

(75) Inventors: **Josie Leigh Graham**, Cincinnati, OH (US); **Kartika Amber Huston**, Fort Wright, KY (US)

(73) Assignee: **The Gillette Company**, Boston, MA (US)

(**) Term: **14 Years**

(21) Appl. No.: **29/381,503**

(22) Filed: **Dec. 20, 2010**

(51) **LOC (9) Cl.** **09-07**

(52) **U.S. Cl.** **D9/434**

(58) **Field of Classification Search** D9/682,
D9/600, 457, 454, 441, 434, 432, 430, 415,
D9/414, 418, 704, 552, 551, 669, 750; D11/95;
D5/56; D20/40, 36, 28, 27, 26, 22, 11; D14/492,
D14/489, 486; 715/976, 840, 764, 715; 229/923,
229/922, 87.19, 116.5, 116.1, 100; 220/694,
220/376

See application file for complete search history.

(56) **References Cited**

U.S. PATENT DOCUMENTS

D220,461 S *	4/1971	Soyka	D3/243
D569,266 S *	5/2008	Wouters et al.	D9/704
D587,111 S *	2/2009	Seol et al.	D9/432
D590,250 S *	4/2009	Seol	D9/432
D590,251 S *	4/2009	Seol et al.	D9/432

(Continued)

Primary Examiner — Susan Bennett Hattan

(74) *Attorney, Agent, or Firm* — Ronald Terk Sia; Kevin C. Johnson; Steven W. Miller

(57) **CLAIM**

The ornamental design for a label artwork, as shown and described.

DESCRIPTION

The patent or application file contains at least one drawing executed in color. Copies of this patent or patent application

publication with color drawing(s) will be provided by the Office upon request and payment of the necessary fee.

FIG. 1 is an elevated perspective view of a label artwork in accordance with the present invention;

FIG. 2 is a frontal planar view of a label artwork in accordance with the present invention, as shown in FIG. 1;

FIG. 3 is back planar view of a label artwork in accordance with the present invention, as shown in FIG. 1;

FIG. 4 is right side view of a label artwork in accordance with the present invention, as shown in FIG. 1;

FIG. 5 is a left side view of a label artwork in accordance with the present invention, as shown in FIG. 1;

FIG. 6 is a top side view of a label artwork in accordance with the present invention, as shown in FIG. 1;

FIG. 7 is a bottom side view of a label artwork in accordance with the present invention, as shown in FIG. 1;

FIG. 8 is an elevated perspective view of a label artwork in accordance with the present invention;

FIG. 9 is a frontal planar view of a label artwork in accordance with the present invention, as shown in FIG. 8;

FIG. 10 is back planar view of a label artwork in accordance with the present invention, as shown in FIG. 8;

FIG. 11 is right side view of a label artwork in accordance with the present invention, as shown in FIG. 8;

FIG. 12 is a left side view of a label artwork in accordance with the present invention, as shown in FIG. 8;

FIG. 13 is a top side view of a label artwork in accordance with the present invention, as shown in FIG. 8; and,

FIG. 14 is a bottom side view of a label artwork in accordance with the present invention, as shown in FIG. 8.

The broken lines shown in the drawings are for illustrative purposes only and form no part of the claimed design.

It is further understood that FIGS. 8 to 12 depict an embodiment of the present invention where a design having various shades of gold, yellow, orange, red, and/or brown are used to create a patterned design. Other colors can also be used where variations are used to create at least a portion of the patterned design, as shown in FIGS. 1 to 7.

1 Claim, 8 Drawing Sheets
(2 of 8 Drawing Sheet(s) Filed in Color)



US D649,042 S

Page 2

U.S. PATENT DOCUMENTS

D590,252 S *	4/2009	Seol et al.	D9/432	D603,701 S *	11/2009	Seol et al.	D9/432
D590,253 S *	4/2009	Seol et al.	D9/432	D608,636 S *	1/2010	Seol	D9/432
D599,201 S *	9/2009	Seol et al.	D9/432	D610,920 S *	3/2010	Bogdanova et al.	D9/434
D600,548 S *	9/2009	Seol et al.	D9/432				

* cited by examiner



Fig. 1



Fig. 2




Fig. 3

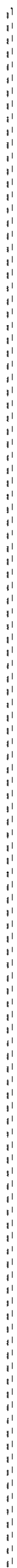


Fig. 4

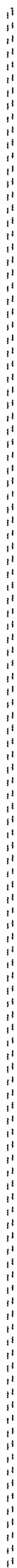


Fig. 5



Fig. 6



Fig. 7



Fig. 8

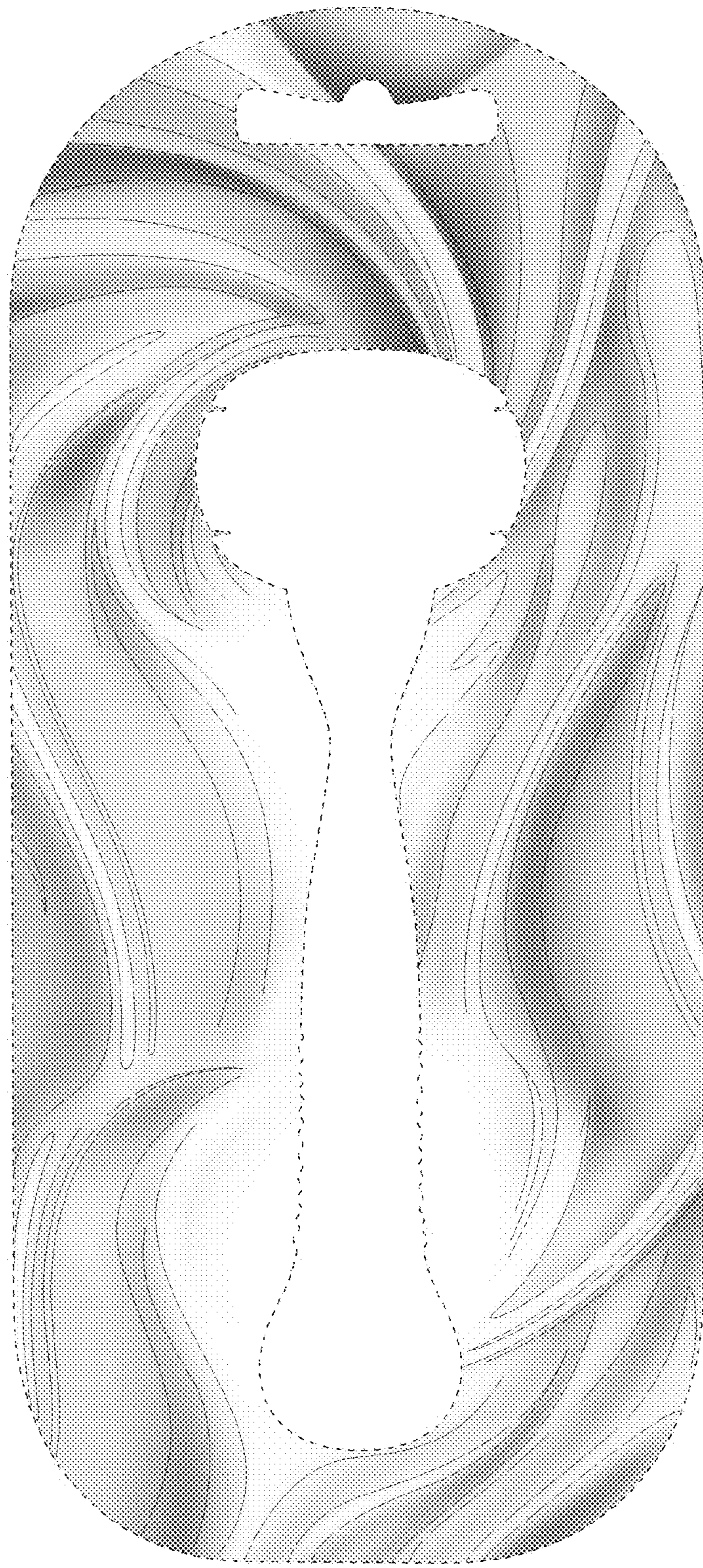


Fig. 9



Fig. 10

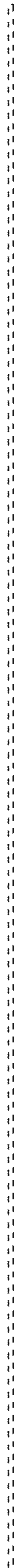


Fig. 11

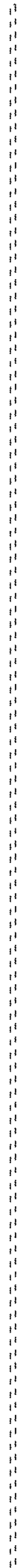


Fig. 12




Fig. 13



Fig. 14