



US00D649005S

(12) **United States Design Patent**  
**Roe et al.**

(10) **Patent No.:** **US D649,005 S**

(45) **Date of Patent:** **\*\* Nov. 22, 2011**

(54) **CABINET AND/OR DRAWER PULL**

(75) Inventors: **Megan Roe**, Roswell, GA (US); **Ryan Bishop**, Roswell, GA (US); **Jason Begin**, Roswell, GA (US)

(73) Assignee: **Newell Operating Company**, Atlanta, GA (US)

(\*\*) Term: **14 Years**

(21) Appl. No.: **29/368,215**

(22) Filed: **Aug. 20, 2010**

(51) **LOC (9) Cl.** ..... **08-06**

(52) **U.S. Cl.** ..... **D8/316**

(58) **Field of Classification Search** ..... D8/300,  
D8/315, 317, 318, 319, 320, DIG. 1, 316;  
D23/250, 252; D99/11; D7/393, 394; 16/110.1,  
16/412, 414, 415, 416, 417, 418, 419, 420;  
292/336.3

See application file for complete search history.

(56) **References Cited**

**U.S. PATENT DOCUMENTS**

D47,068 S	3/1915	Burns	
2,151,182 A *	3/1939	Birdsall	16/444
2,175,632 A *	10/1939	Maga	16/422
D175,751 S *	10/1955	Aleks	D8/317
D355,837 S	2/1995	Chieda	
D368,643 S *	4/1996	Sonnenleiter	D8/317
D542,116 S	5/2007	Ricereto et al.	
D574,694 S *	8/2008	Krumpe	D8/316
D578,371 S *	10/2008	Matijevic	D8/316
D579,749 S	11/2008	Jou	
D580,252 S	11/2008	Hoernig	
D580,735 S	11/2008	Matijevic	
D580,736 S	11/2008	Matijevic	
D580,737 S	11/2008	Singtoroj	

D584,127 S	1/2009	Matijevic	
D587,556 S	3/2009	Marks	
D589,776 S	4/2009	Camp	
D592,483 S	5/2009	Ricereto	
D592,484 S	5/2009	Ricereto	
D596,918 S *	7/2009	Menzies	D8/315
D600,997 S	9/2009	McConnell	
D602,334 S	10/2009	Hanes	
D602,335 S	10/2009	Hanes	
D604,586 S	11/2009	Rauk et al.	
D621,238 S	8/2010	Rauk et al.	
D635,005 S *	3/2011	McConnell	D8/316

\* cited by examiner

*Primary Examiner* — Paula Greene

(74) *Attorney, Agent, or Firm* — Taft Stettinius & Hollister LLP

(57) **CLAIM**

We claim the ornamental design for a cabinet and/or drawer pull, as shown and described.

**DESCRIPTION**

FIG. 1 is a perspective view of a cabinet and/or drawer pull of the present claimed design;

FIG. 2 is a side elevation view of the cabinet and/or drawer pull shown in FIG. 1, the opposite side elevation view being identical thereto;

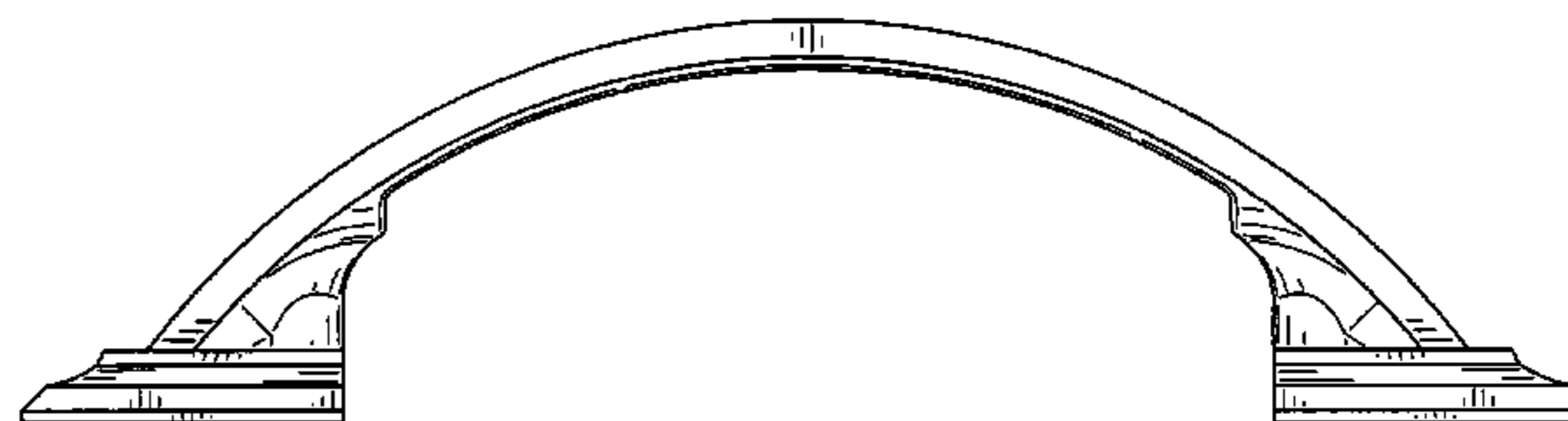
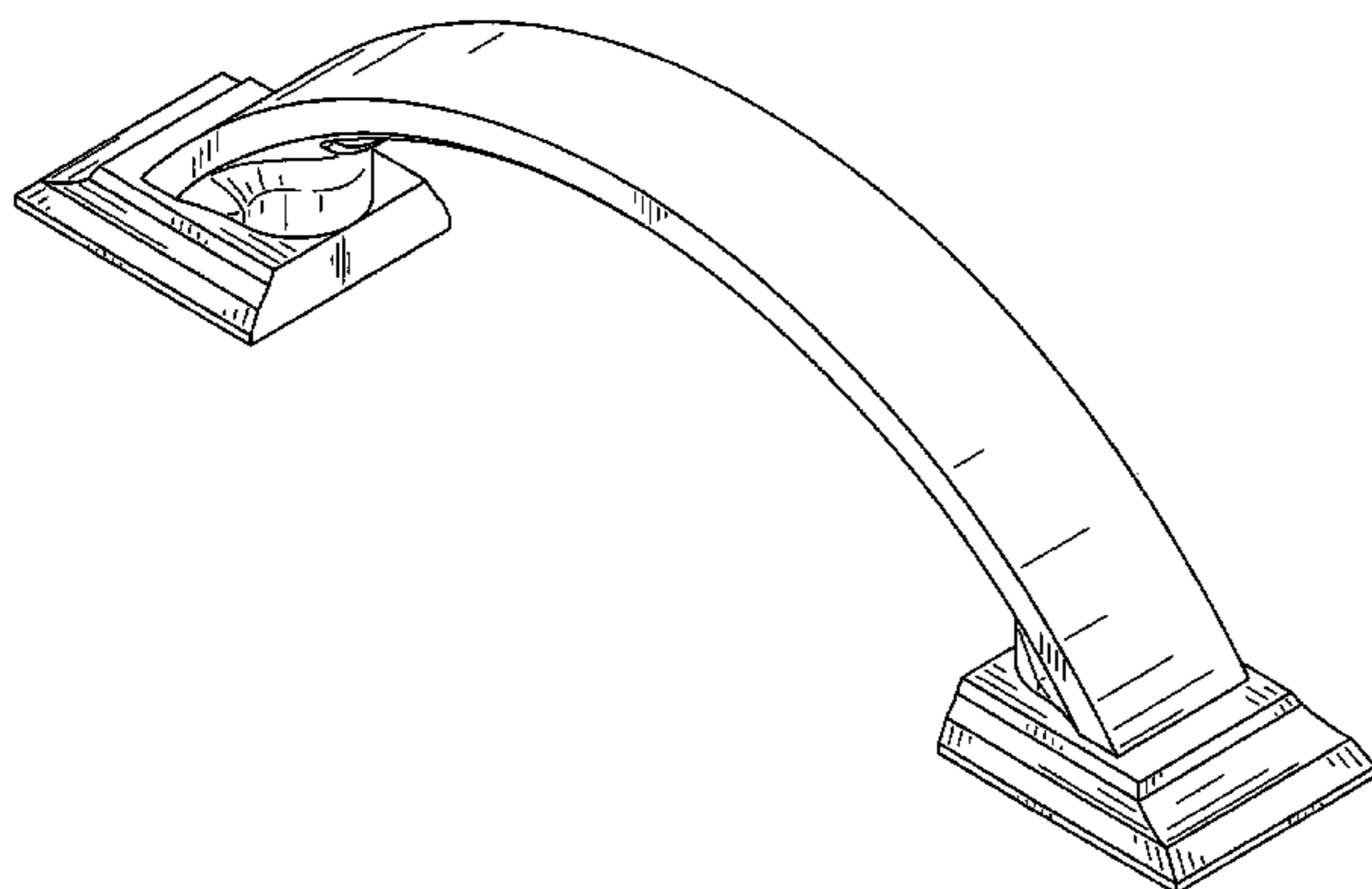
FIG. 3 is a front elevation view of the cabinet and/or drawer pull shown in FIG. 1 the opposite rear elevation view being identical thereto;

FIG. 4 is a top plan view of the cabinet and/or drawer pull shown in FIG. 1; and,

FIG. 5 is a bottom plan view of the cabinet and/or drawer pull shown in FIG. 1.

Features shown in broken lines in the drawing form no part of the claimed design.

**1 Claim, 3 Drawing Sheets**



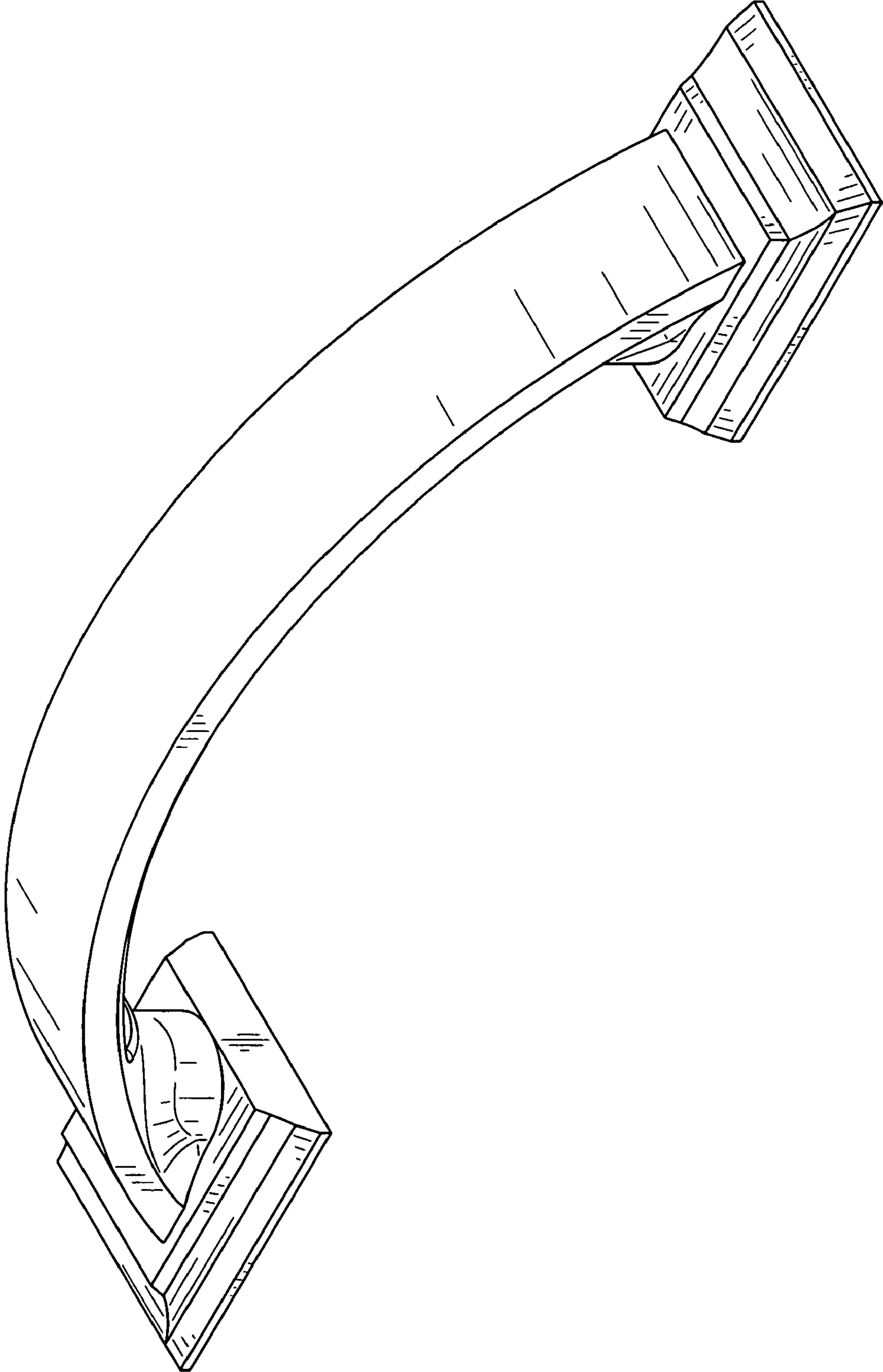


FIG. 1

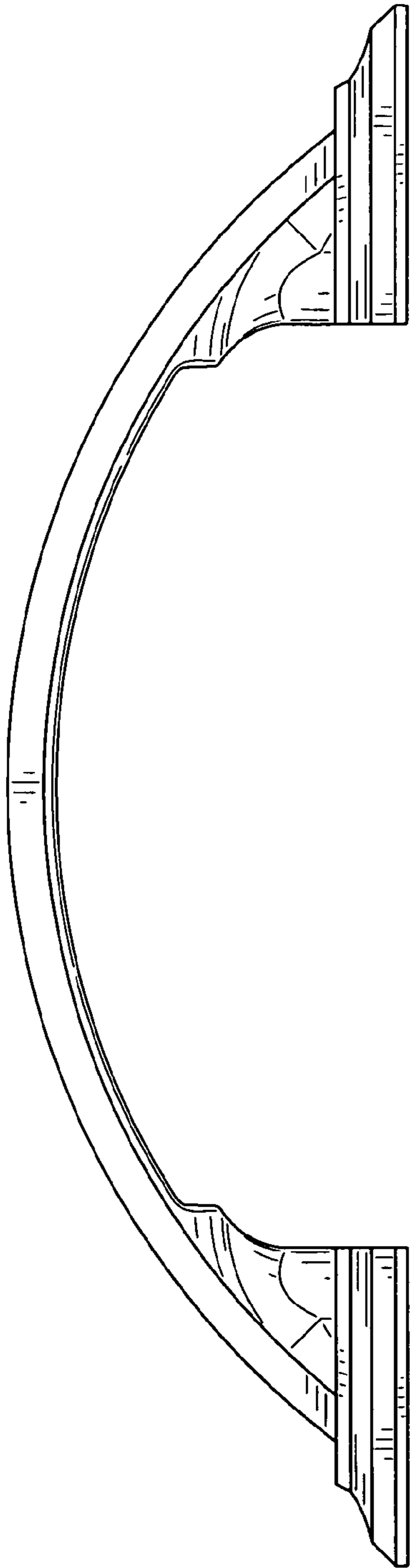


FIG. 2

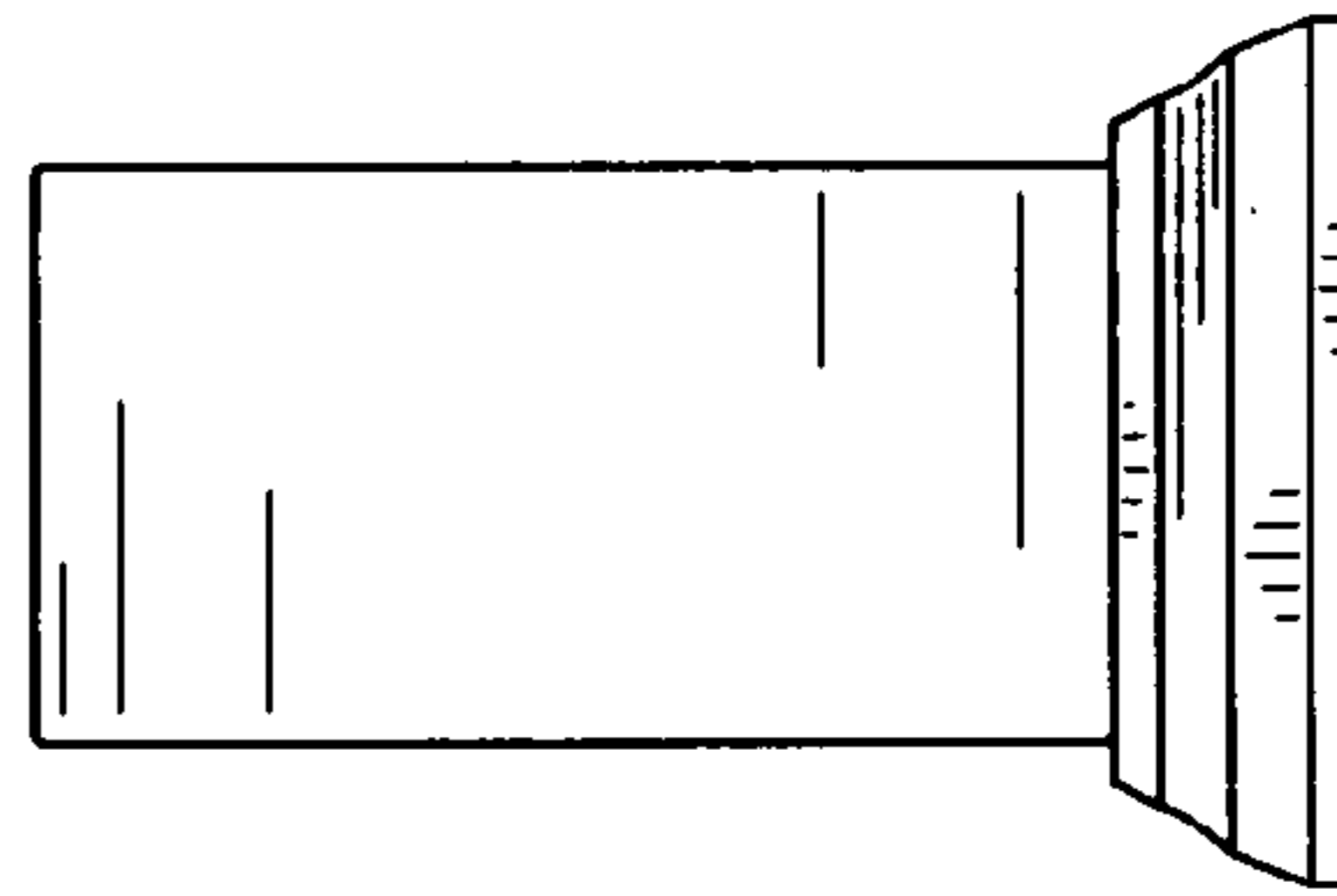


FIG. 3




FIG. 4

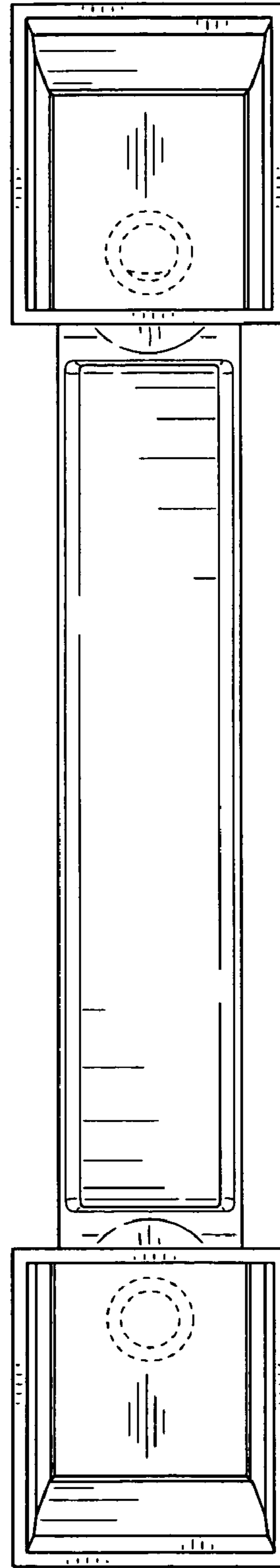


FIG. 5