



US00D649000S

(12) **United States Design Patent**
Liu

(10) **Patent No.:** **US D649,000 S**

(45) **Date of Patent:** **** Nov. 22, 2011**

(54) **ELECTRIC CABLE CUTTER**

(75) Inventor: **Jiabin Liu**, Beijing (CN)

(73) Assignee: **Beijing Cutter-liu Hardware Tools Co., Ltd.**, Taiziyu, Fengtai District, Beijing (CN)

(**) Term: **14 Years**

(21) Appl. No.: **29/380,131**

(22) Filed: **Nov. 30, 2010**

(51) **LOC (9) Cl.** **08-05**

(52) **U.S. Cl.** **D8/70**

(58) **Field of Classification Search** D8/61, D8/70, 98; 30/92, 180, 182, 187, 188, 205, 30/209, 210, 216, 228, 247, 248, 250; 83/580, 83/600; 475/263; 173/178

See application file for complete search history.

(56) **References Cited**

U.S. PATENT DOCUMENTS

5,642,566 A * 7/1997 Hirabayashi 30/228
D386,660 S * 11/1997 Hirabayashi D8/61

* cited by examiner

Primary Examiner — Antoine D Davis

(57) **CLAIM**

The ornamental design for an electric cable cutter, as shown.

DESCRIPTION

FIG. 1 is a perspective view of an electric cable cutter, showing my new design.

FIG. 2 is a front view thereof.

FIG. 3 is a rear view thereof.

FIG. 4 is a left side view thereof.

FIG. 5 is a right side view thereof.

FIG. 6 is a top view thereof; and,

FIG. 7 is a bottom view thereof.

1 Claim, 7 Drawing Sheets





Fig. 1



Fig. 2



Fig. 3




Fig. 4




Fig. 5



Fig. 6




Fig. 7