



US00D648991S

(12) **United States Design Patent**  
**Smith et al.**

(10) **Patent No.:** **US D648,991 S**

(45) **Date of Patent:** **\*\* Nov. 22, 2011**

(54) **PEPPER CORER**

(75) Inventors: **Adam Smith**, Portland, OR (US);  
**Joseph Kent**, Seattle, WA (US)

(73) Assignee: **Progressive International Corporation**,  
Kent, WA (US)

(\*\*) Term: **14 Years**

(21) Appl. No.: **29/384,802**

(22) Filed: **Feb. 3, 2011**

(51) **LOC (9) Cl.** ..... **07-06**

(52) **U.S. Cl.** ..... **D7/693**

(58) **Field of Classification Search** ..... D7/672-676,  
D7/693-696; 99/542, 544; 30/128, 130,  
30/301, 302, 113.1, 113.3; D8/1, 7  
See application file for complete search history.

(56) **References Cited**

U.S. PATENT DOCUMENTS

2,053,777 A \* 9/1936 Pekrol ..... 30/301  
2,213,015 A \* 8/1940 Parent ..... 30/130  
2,615,245 A \* 10/1952 Schaumleffel ..... 30/130

2,990,615 A \* 7/1961 Ohler ..... 30/316  
4,596,073 A \* 6/1986 Ewald ..... 30/113.1  
4,690,047 A \* 9/1987 Balzano ..... 99/542  
5,101,718 A \* 4/1992 Lin ..... 99/545  
5,481,803 A \* 1/1996 Guthrie et al. .... 30/113.3  
2008/0271321 A1\* 11/2008 Brunner et al. .... 30/113.1

\* cited by examiner

*Primary Examiner* — Terry Wallace

(74) *Attorney, Agent, or Firm* — Lowe Graham Jones PLLC

(57) **CLAIM**

We claim the ornamental design for the pepper corer, as shown and described.

**DESCRIPTION**

FIG. 1 is a perspective view of a pepper corer, showing my new design;  
FIG. 2 is a front view of the pepper corer;  
FIG. 3 is a top view of the pepper corer;  
FIG. 4 is a left side view of the pepper corer, the right side view being a mirror image;  
FIG. 5 is a back view of the pepper corer; and,  
FIG. 6 is a bottom view of the pepper corer.

**1 Claim, 3 Drawing Sheets**



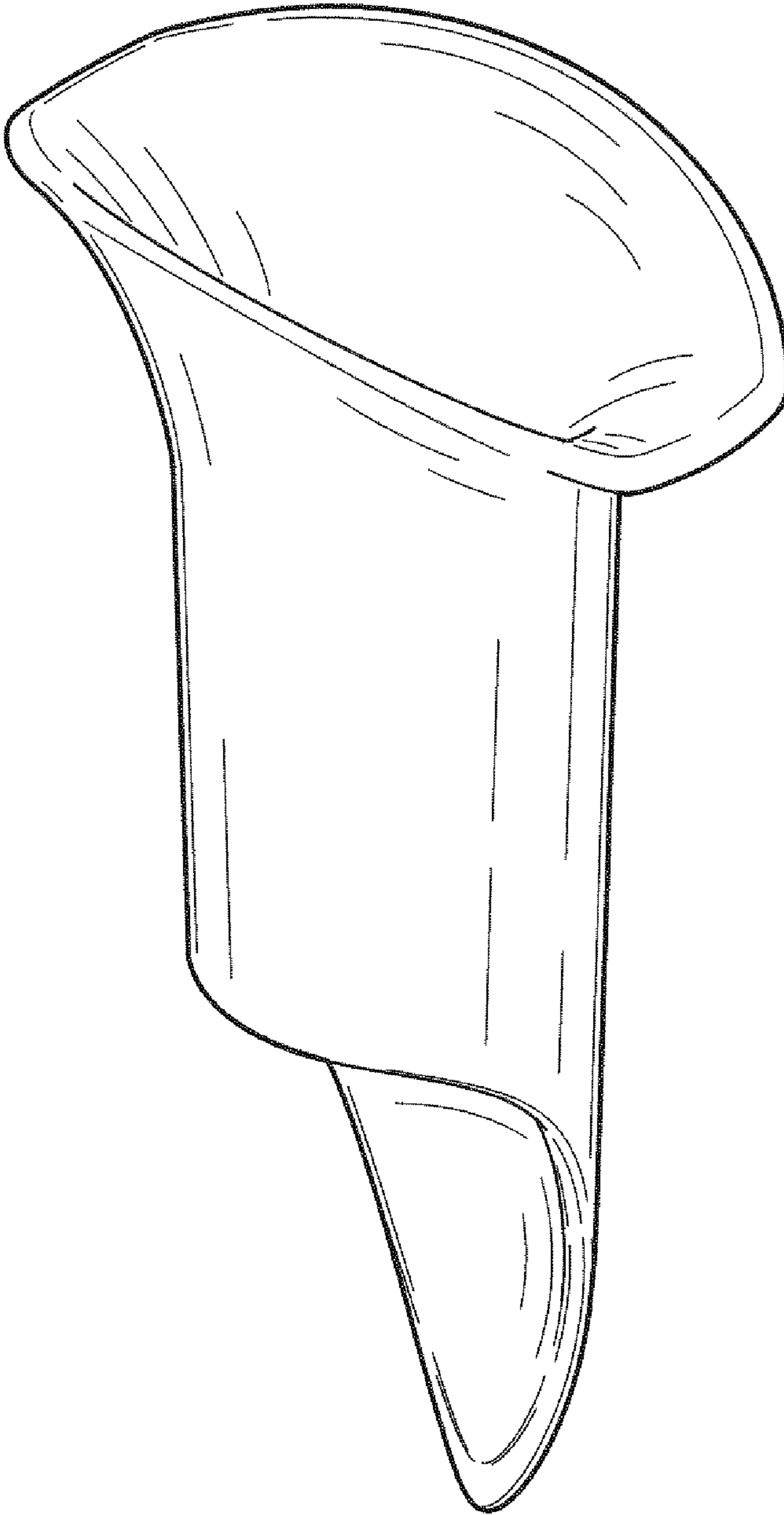


FIG. 1



FIG. 2

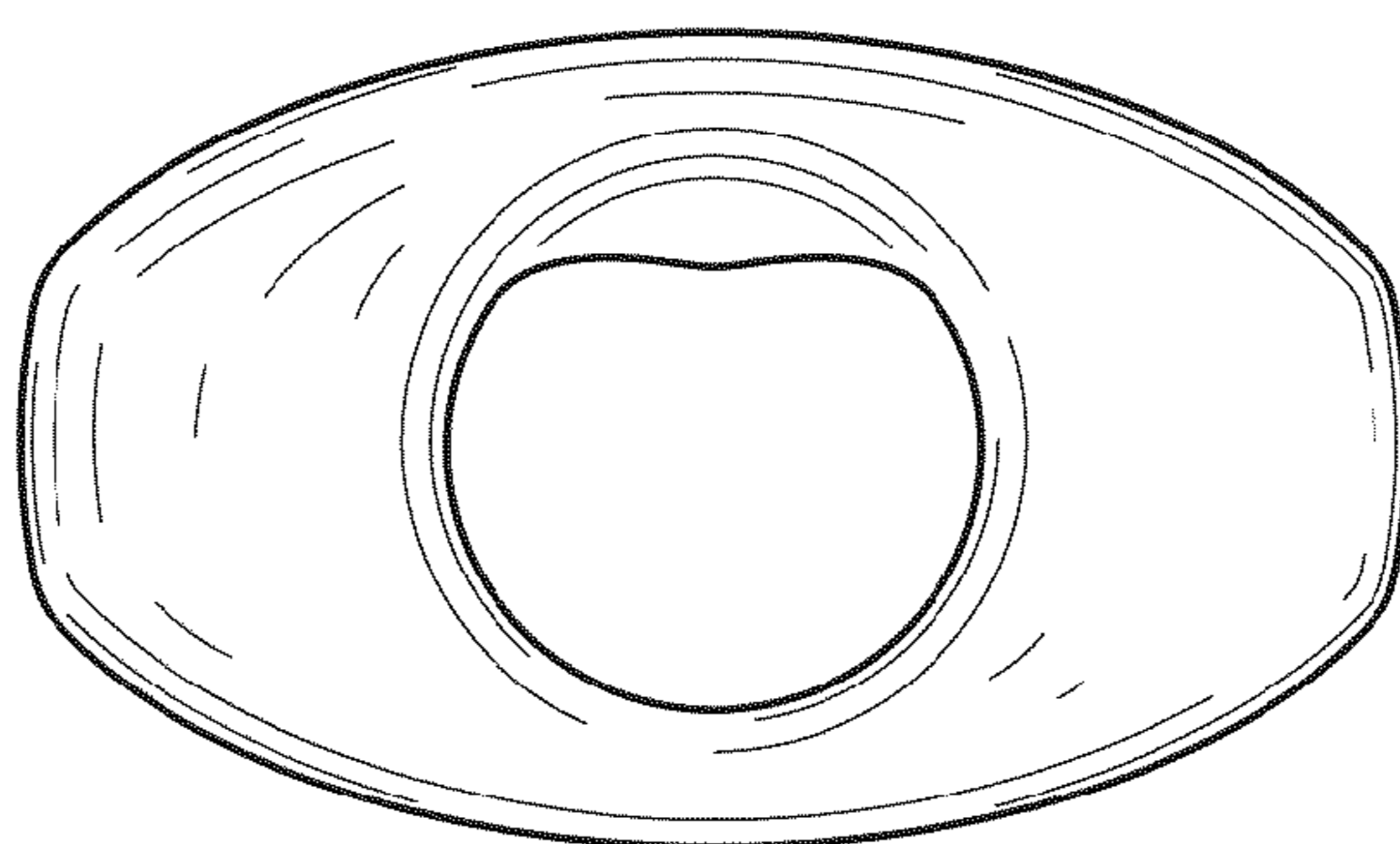


FIG. 3

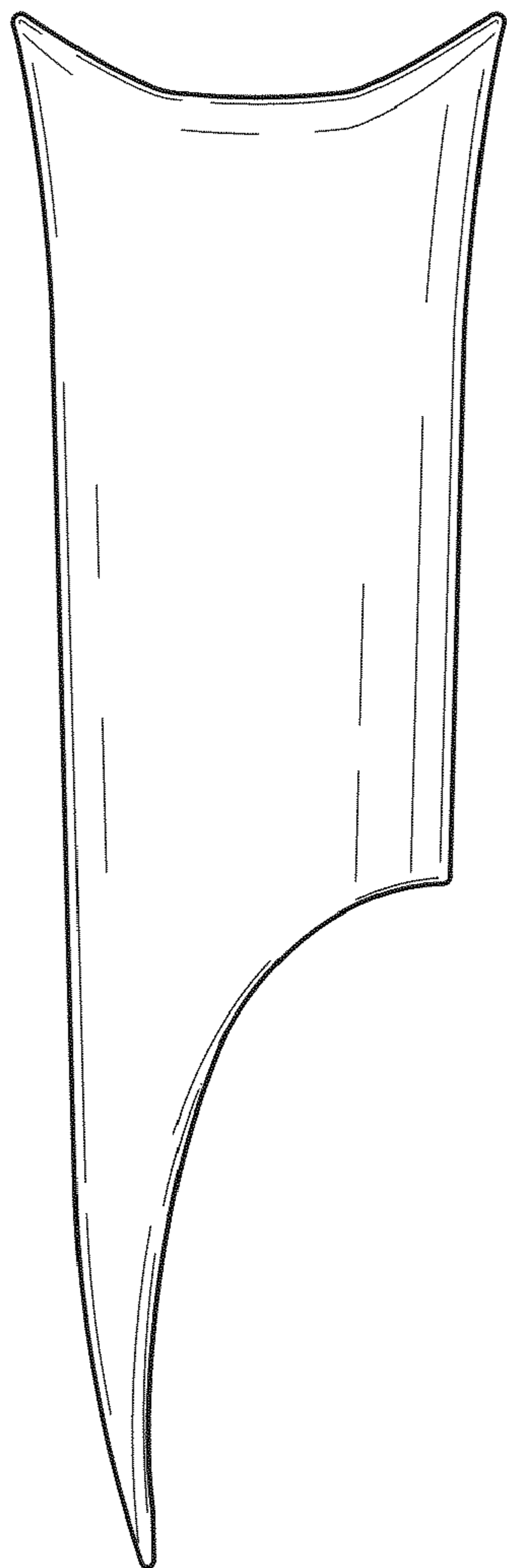


FIG. 4

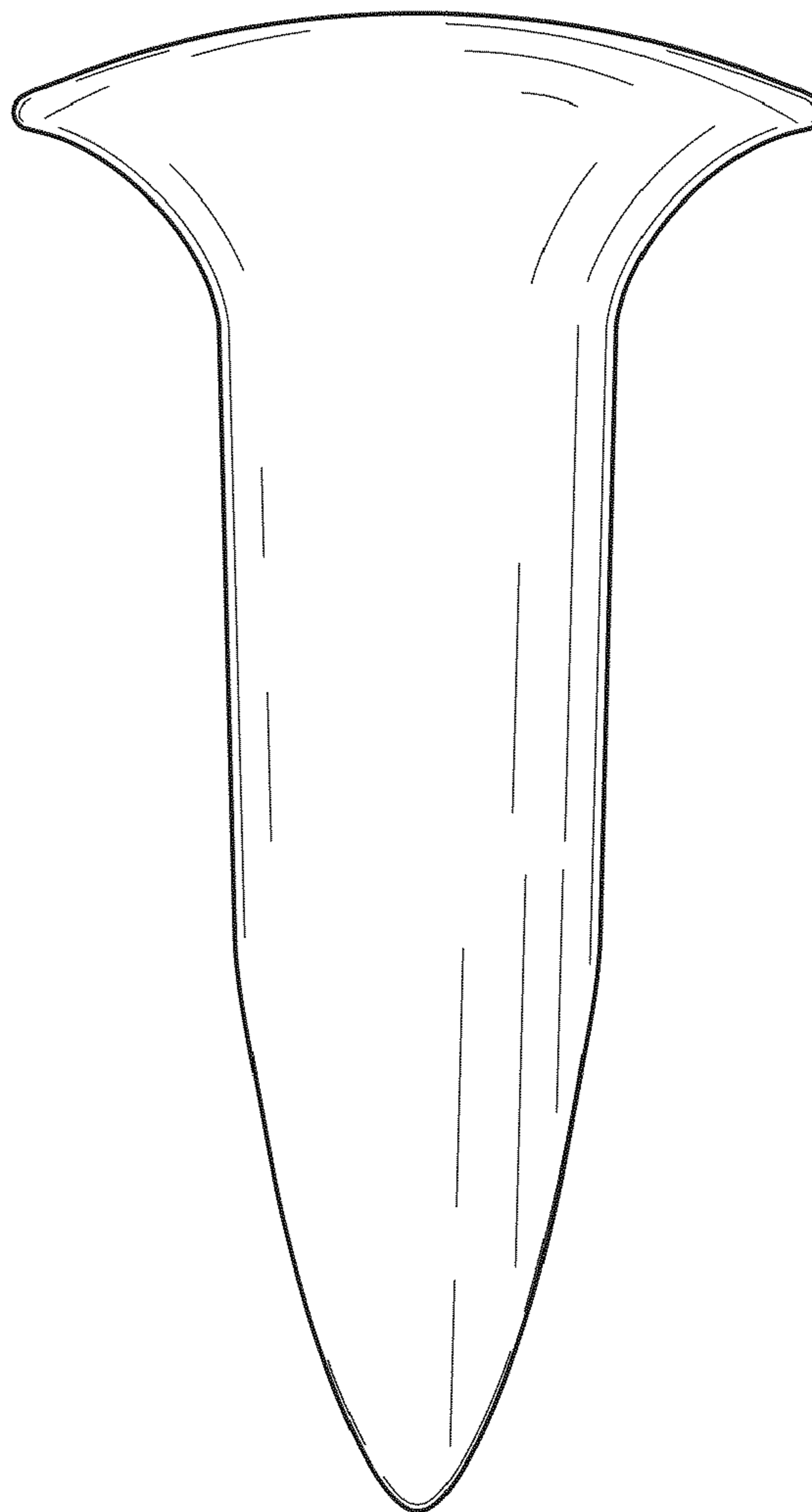


FIG. 5

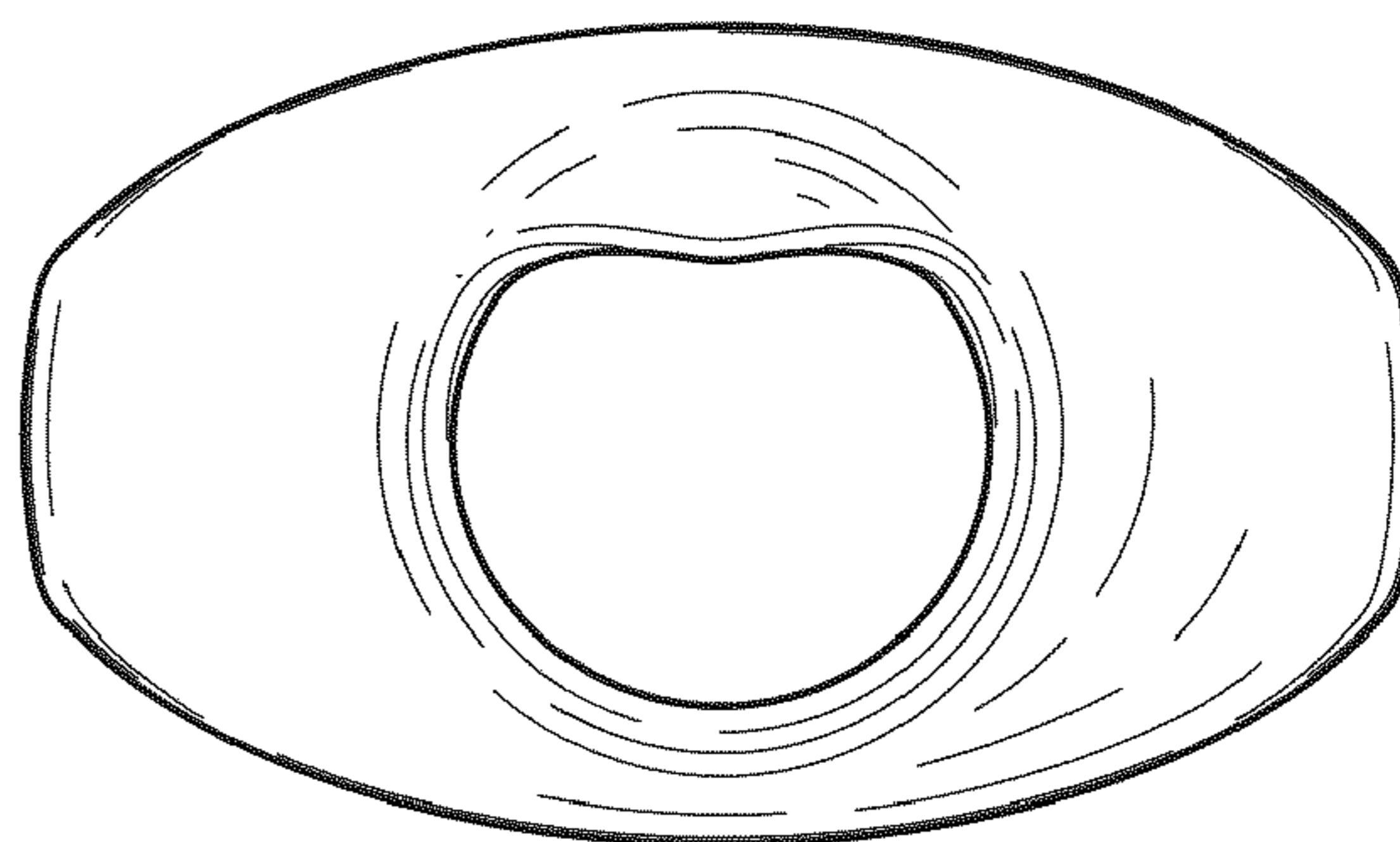


FIG. 6