



US00D648988S

(12) **United States Design Patent**  
**Ablo**

(10) **Patent No.:** **US D648,988 S**

(45) **Date of Patent:** **\*\* Nov. 22, 2011**

(54) **CITRUS PRESS**

(75) Inventor: **Famia E. Ablo**, Orlando, FL (US)

(73) Assignee: **Dart Industries Inc.**, Orlando, FL (US)

(\*\*) Term: **14 Years**

(21) Appl. No.: **29/349,325**

(22) Filed: **Mar. 25, 2010**

(51) **LOC (9) Cl.** ..... **07-04**

(52) **U.S. Cl.** ..... **D7/666**

(58) **Field of Classification Search** ..... D7/368,  
D7/665, 666, 667, 669, 672, 688, 691, 692,  
D7/412, 668, 680; 99/495, 506-511; 100/104,  
100/110, 112, 116, 125, 126, 233, 234, 243,  
100/213; 241/95, 169.1, 169.2, 273.3  
See application file for complete search history.

(56) **References Cited**

**U.S. PATENT DOCUMENTS**

35,554 A	6/1862	Thomas	
61,251 A	1/1867	Clarke	
104,159 A	6/1870	Jensen	
171,154 A	12/1875	Miller	
260,258 A	6/1882	Trickel	
331,236 A	11/1885	Herrick	
336,298 A	2/1886	Curley	
340,025 A	4/1886	Wilson, Jr.	
560,273 A	5/1896	Malinow	
581,526 A	4/1897	Straube	
587,860 A	8/1897	Redmon	
620,047 A	2/1899	Neal	
1,762,031 A	6/1930	Roberts	
1,959,615 A	5/1934	Derrah	
4,531,457 A *	7/1985	Sivaslian	99/507
D342,650 S *	12/1993	So	D7/666
5,461,969 A	10/1995	Cretsinger	
D437,189 S *	2/2001	Schulein	D7/666
D468,975 S *	1/2003	White	D7/666

D499,941 S *	12/2004	Levien et al.	D7/666
D517,380 S *	3/2006	Kortleven et al.	D7/680
D530,162 S *	10/2006	Hussey et al.	D7/666
7,117,785 B2 *	10/2006	Walker, III	100/126
7,162,952 B1 *	1/2007	Michaud	100/110
D546,637 S	7/2007	Gonzalez	
D551,916 S *	10/2007	Smith et al.	D7/666
7,293,502 B2 *	11/2007	So	100/234
7,299,747 B2 *	11/2007	So	100/234
D562,086 S *	2/2008	Ho	D7/666
7,395,753 B2	7/2008	Dorion	
D595,545 S *	7/2009	Gaunard	D7/666
D608,604 S *	1/2010	Griffith	D7/666
D608,605 S *	1/2010	Griffith	D7/666

(Continued)

**FOREIGN PATENT DOCUMENTS**

WO WO 2007/135216 A2 11/2007

*Primary Examiner* — Elizabeth J Oswecki

(74) *Attorney, Agent, or Firm* — John A. Doninger

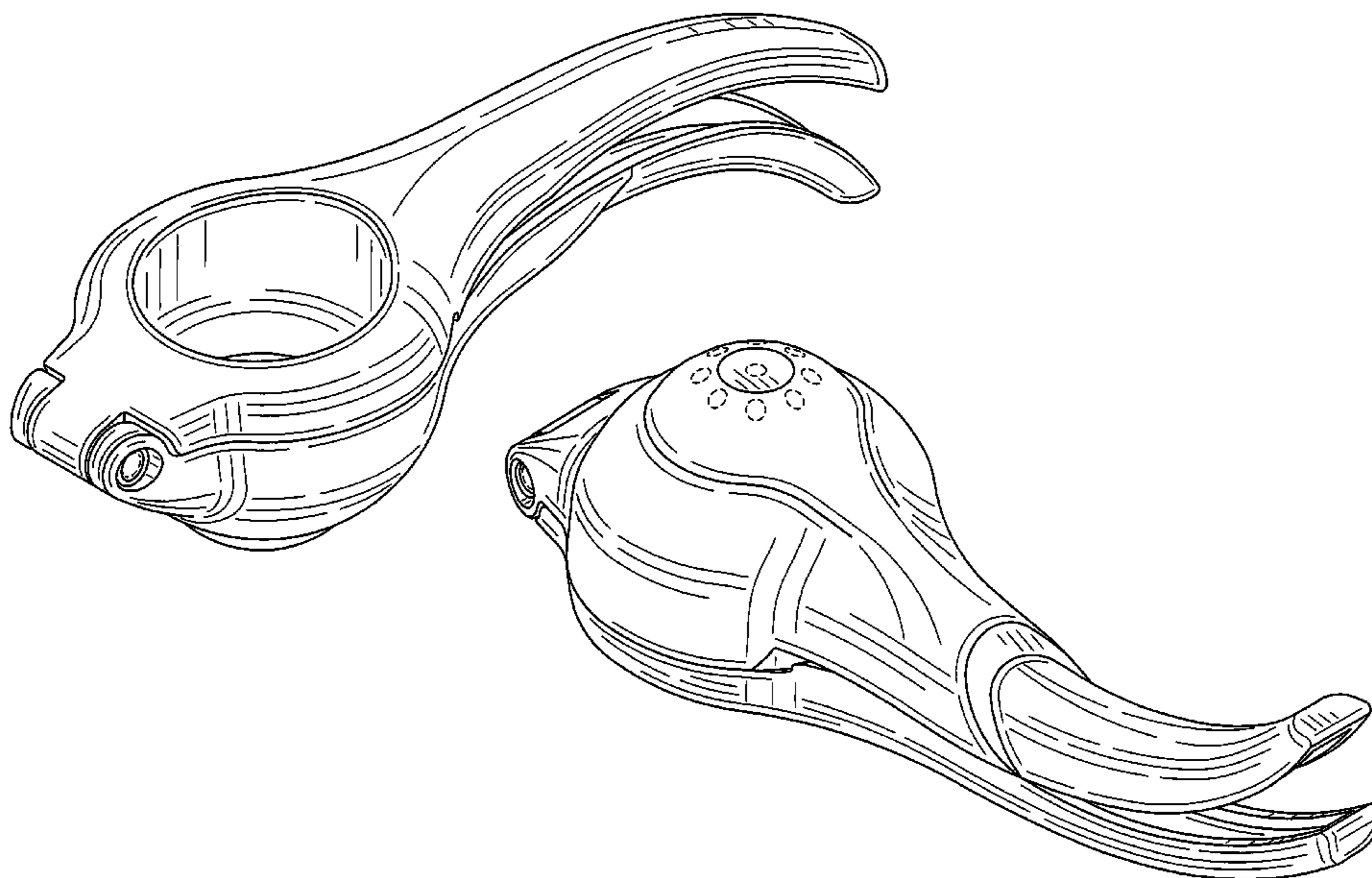
(57) **CLAIM**

The ornamental design for a citrus press, as shown and described.

**DESCRIPTION**

FIG. 1 is a top, left side and front perspective view of a citrus press showing my new design;  
FIG. 2 is a bottom, right side and rear perspective view thereof;  
FIG. 3 is a left side elevation view, the right side elevation being a mirror image thereof;  
FIG. 4 is a top plan view thereof;  
FIG. 5 is a bottom plan view thereof;  
FIG. 6 is a front elevation view thereof; and,  
FIG. 7 is a rear elevation view thereof.  
In the drawings, the broken lines in FIGS. 1-3, 5 and 6 depict portions of the design that form no part of the claim.

**1 Claim, 4 Drawing Sheets**



# US D648,988 S

Page 2

---

## U.S. PATENT DOCUMENTS

D613,565 S *	4/2010	Griffith .....	D7/666	2006/0021519 A1	2/2006	Shen
D620,323 S *	7/2010	Griffith .....	D7/666	2006/0086265 A1	4/2006	Gonzalez
D620,324 S *	7/2010	Griffith .....	D7/666	* cited by examiner		

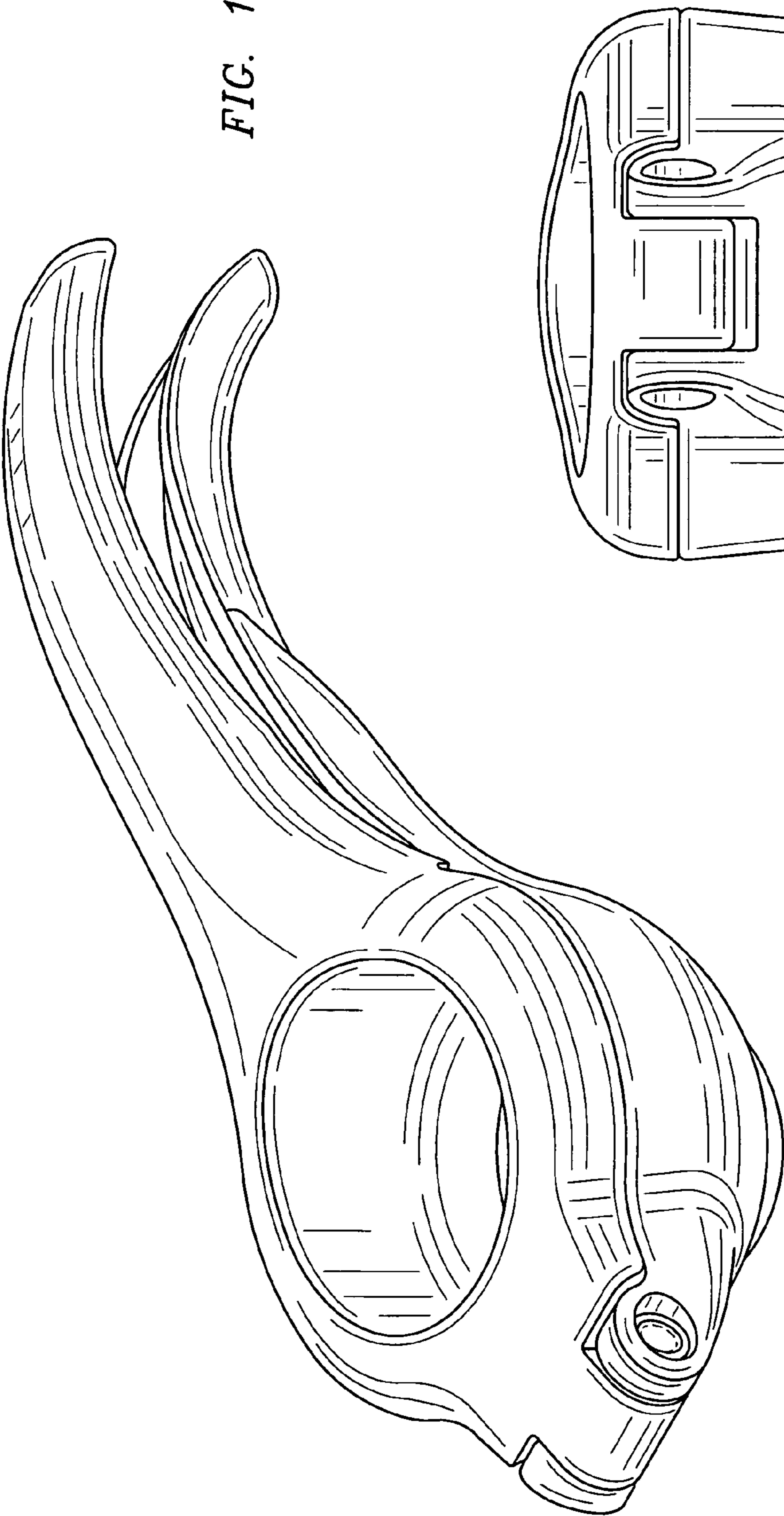


FIG. 1

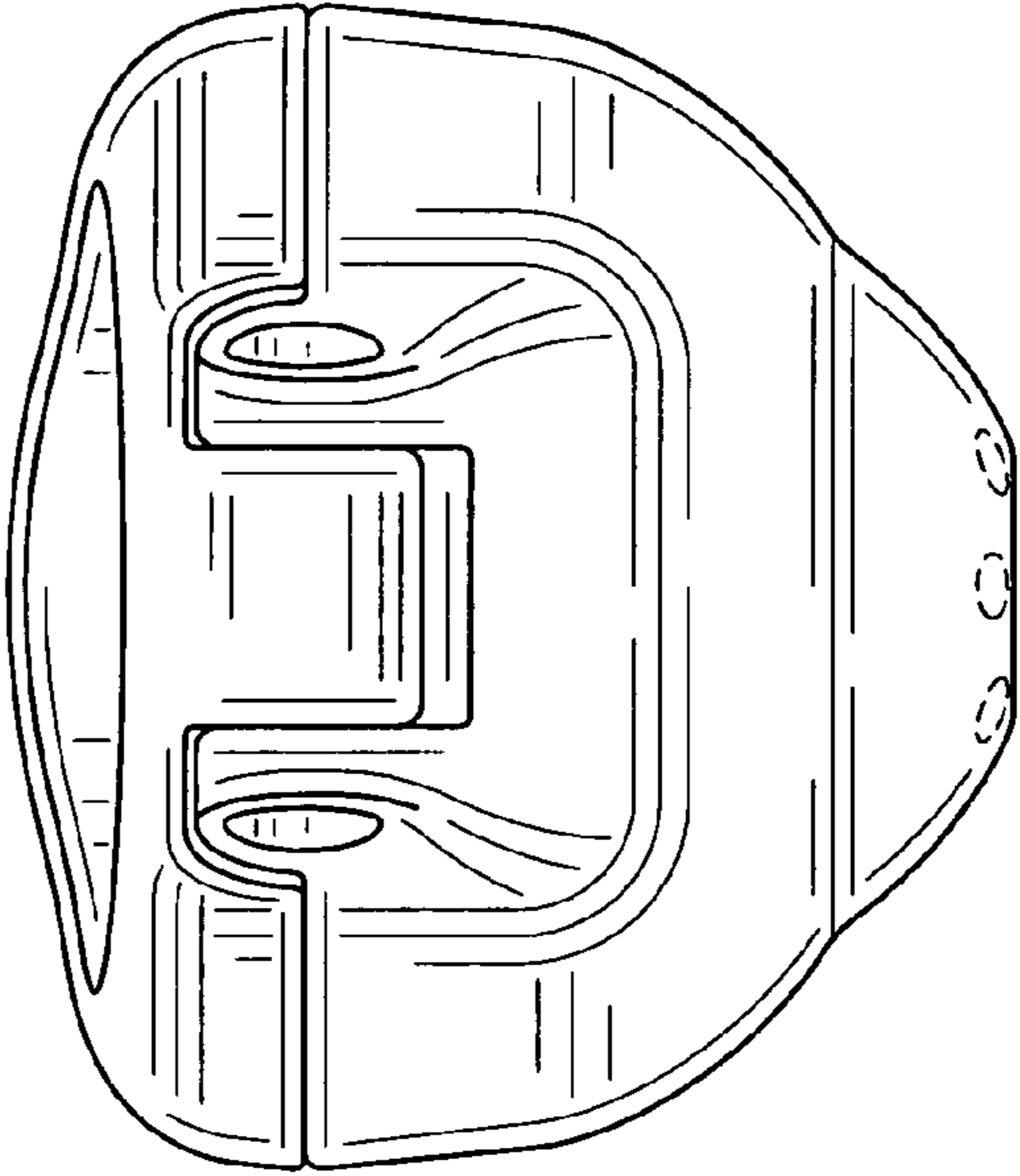


FIG. 6

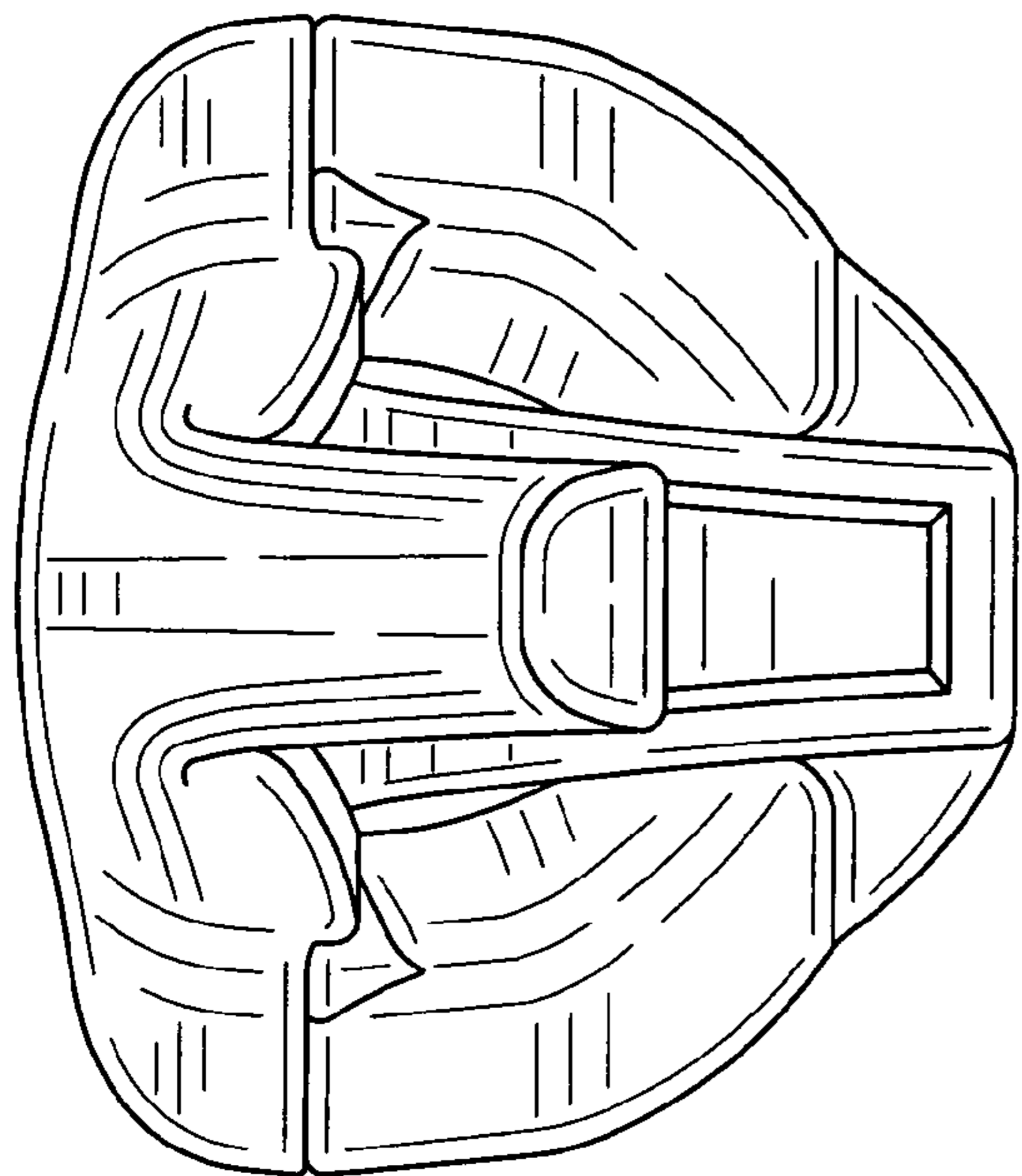


FIG. 7

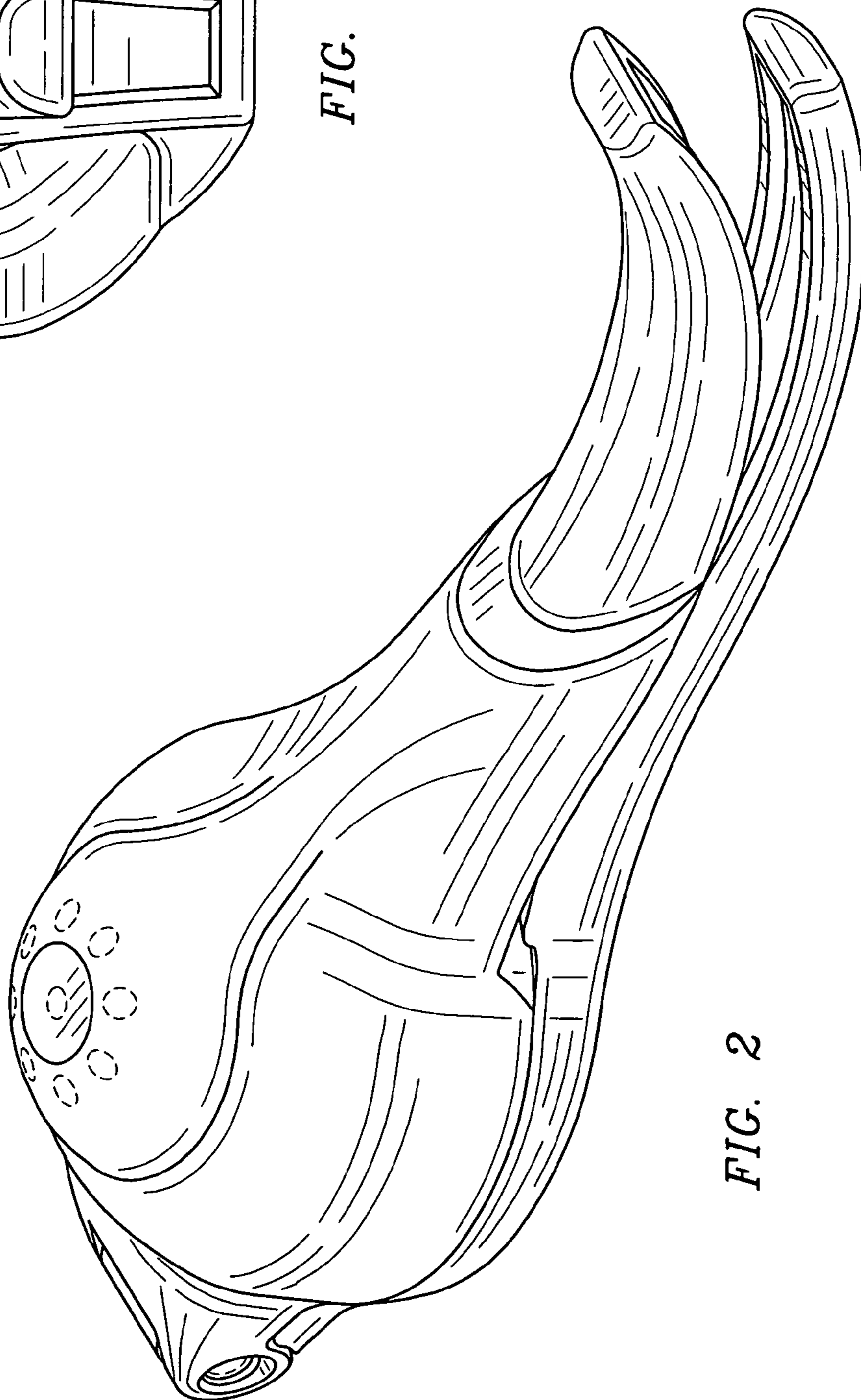


FIG. 2





FIG. 3

