



US00D648984S

(12) **United States Design Patent**  
**Gullickson et al.**

(10) **Patent No.:** **US D648,984 S**

(45) **Date of Patent:** **\*\* \*Nov. 22, 2011**

(54) **WATER BOTTLE**

(76) Inventors: **Mark Gullickson**, Santa Monica, CA  
(US); **Erik R. Chin**, Las Vegas, NV  
(US); **Jeffrey A. Higashi**, Torrance, CA  
(US); **Tola I. Chin**, Las Vegas, NV (US)

(\*) Notice: This patent is subject to a terminal disclaimer.

(\*\*) Term: **14 Years**

(21) Appl. No.: **29/351,349**

(22) Filed: **Dec. 3, 2009**

(51) **LOC (9) Cl.** ..... **07-01**

(52) **U.S. Cl.** ..... **D7/510; D7/523**

(58) **Field of Classification Search** ..... D7/510,  
D7/505, 509, 624.2, 511, 523, 525, 619.1,  
D7/396.2, 900, 608, 507, 624.1, 529, 528;  
D9/716, 719, 516, 500, 549, 502, 504, 509,  
D9/529; 220/592.16, 592.17, 592.24, 737,  
220/718, 739, 715, 288; 215/12.1; 219/387,  
219/429; 229/403, 738, 739; 206/459.1  
See application file for complete search history.

(56) **References Cited**

**U.S. PATENT DOCUMENTS**

D47,799 S \* 9/1915 Pick ..... D7/523  
D105,943 S \* 9/1937 Fuerst ..... D7/523  
D224,646 S \* 8/1972 Kingsley ..... D9/549  
4,717,037 A \* 1/1988 van der Meulen ..... 220/703

D300,495 S \* 4/1989 Minuti ..... D7/608  
D351,337 S \* 10/1994 Bonnema et al. .... D9/690  
D403,426 S \* 12/1998 Fiaschetti ..... D24/197  
D499,336 S \* 12/2004 Flecheux ..... D9/500  
D531,856 S \* 11/2006 Seum et al. .... D7/523  
D534,396 S \* 1/2007 Kramer ..... D7/532  
D548,082 S \* 8/2007 Kingsley ..... D9/500  
D549,833 S \* 8/2007 Brown et al. .... D24/197  
D556,576 S \* 12/2007 Webb ..... D9/500

\* cited by examiner

*Primary Examiner* — Cynthia Underwood

(74) *Attorney, Agent, or Firm* — Booth Udall, PLC; Steven J. Laureanti

(57) **CLAIM**

The ornamental design for a water bottle, as shown and described.

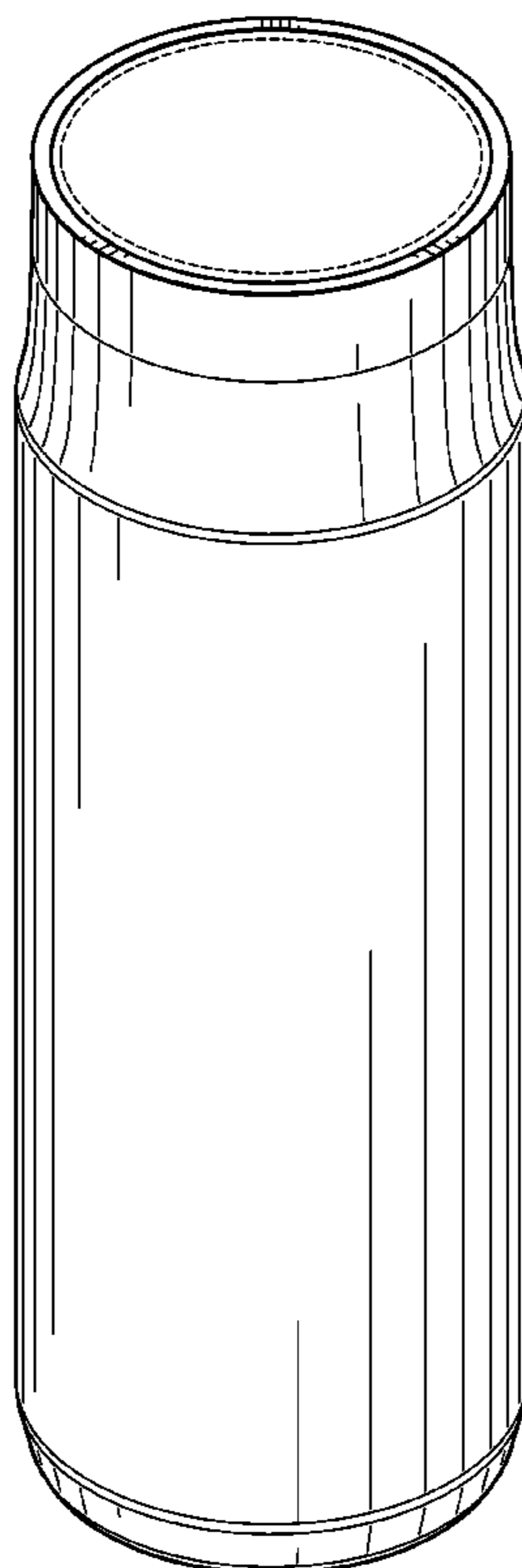
**DESCRIPTION**

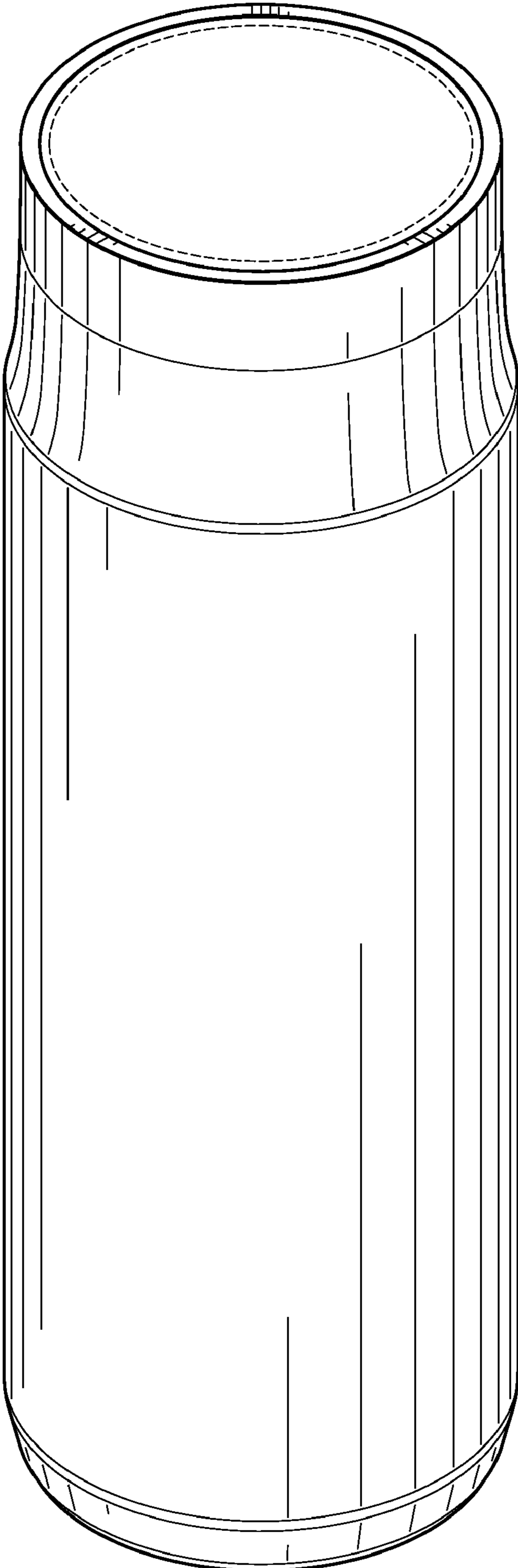
FIG. 1 is a perspective view of the present invention;  
FIG. 2 is a front view of the present invention, the back side view, right side view and left side view being a mirror image thereof;

FIG. 3 is a top view of the present invention; and,  
FIG. 4 is a bottom view of the present invention.

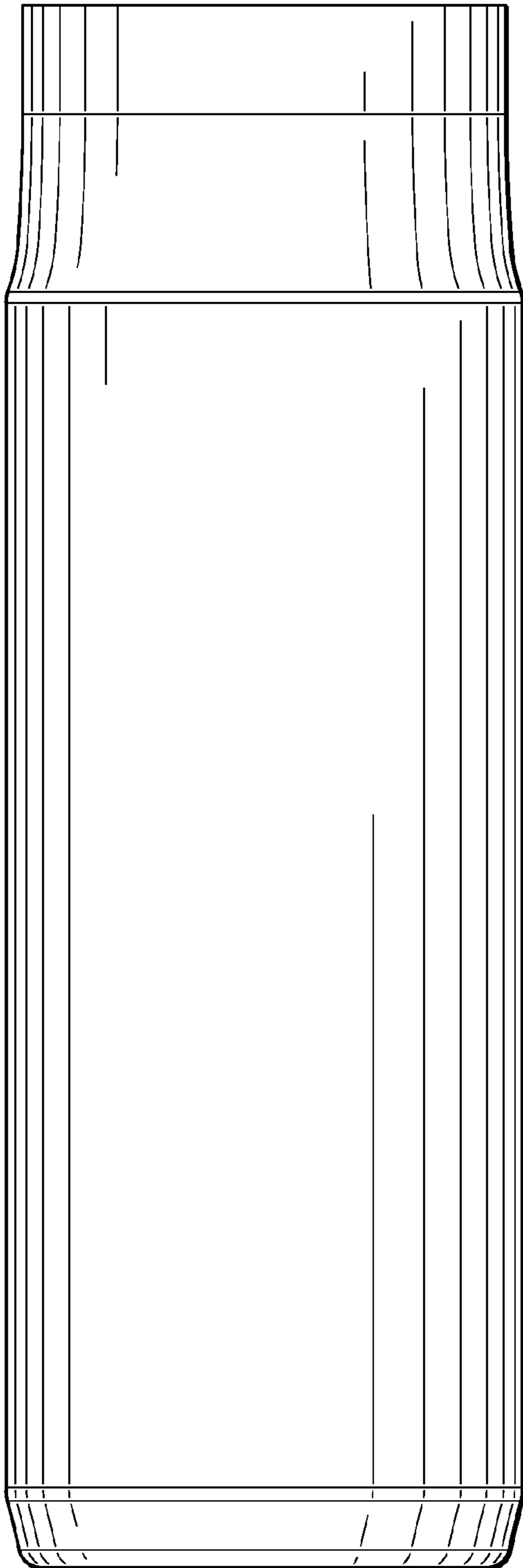
The broken lines in all Figures immediately adjacent the solid lines represent the bounds of the claim, and the broken lines and the area within the broken lines represent unclaimed portions of the present invention. None of the broken lines form a part of the claimed design.

**1 Claim, 2 Drawing Sheets**

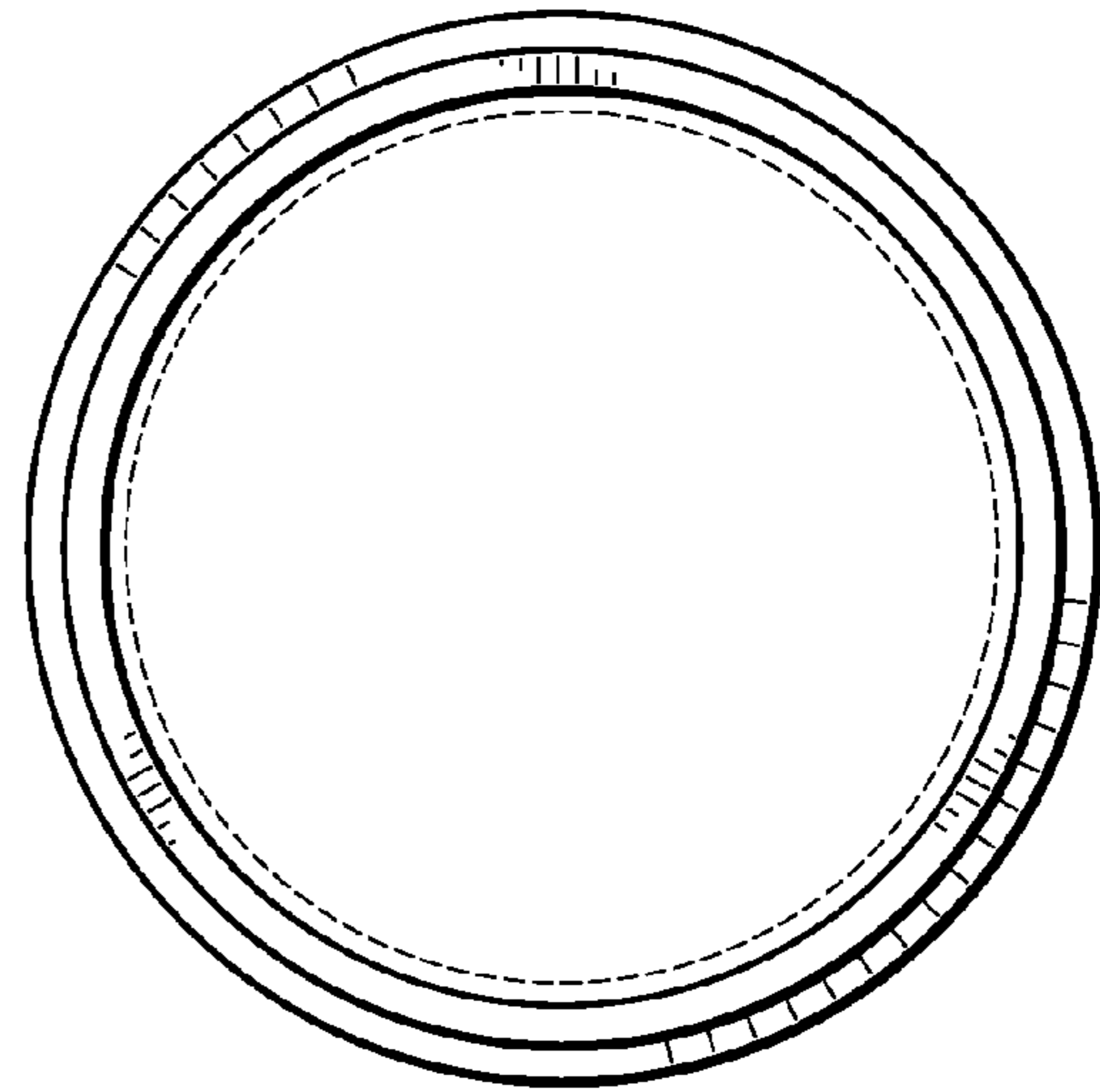




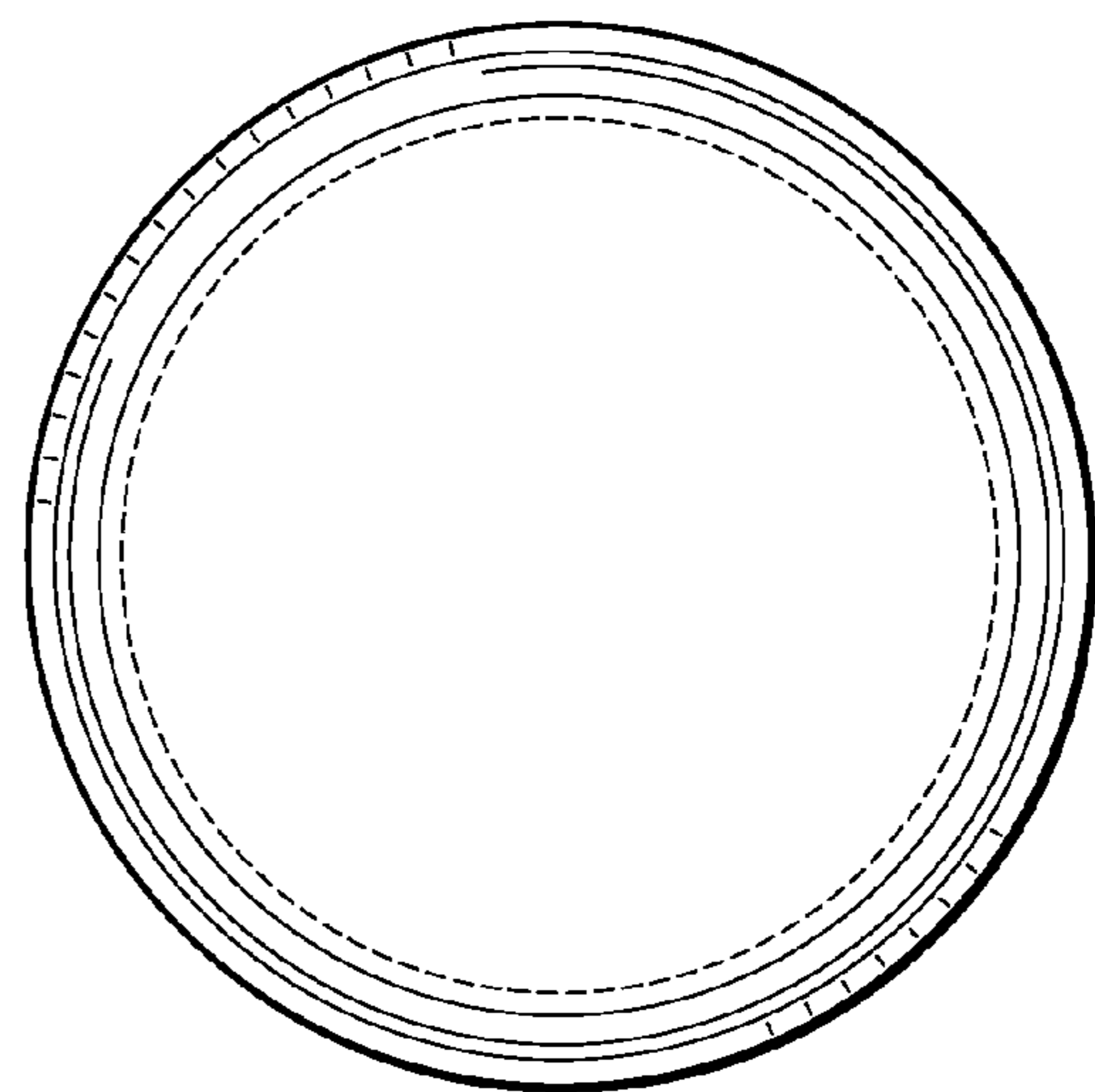
*FIG. 1*



*FIG. 2*



*FIG. 3*



*FIG. 4*